


ELEVATION PLAN
立面圖

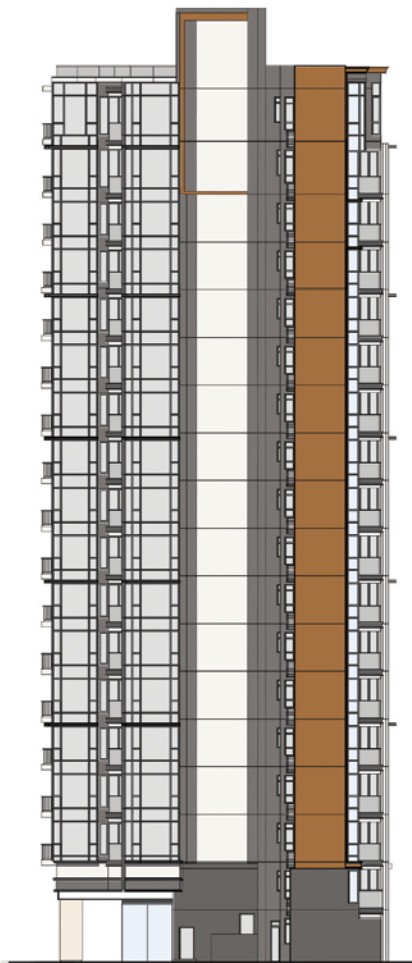
THE LAGUNA
滿庭

TOWER 1
第一座

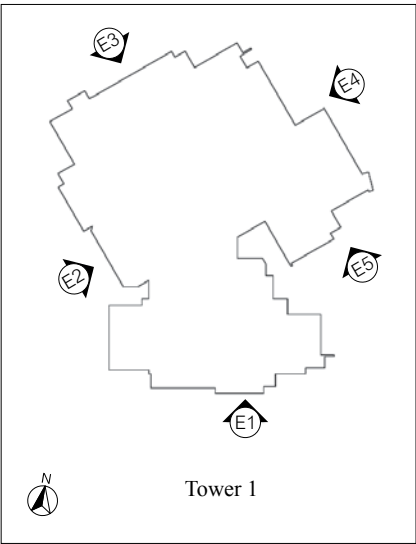
BLOCK PLAN 座向圖



ELEVATION 1
立面圖 1



ELEVATION 2
立面圖 2



ELEVATION 3
立面圖 3



ELEVATION 4
立面圖 4



ELEVATION 5
立面圖 5

Authorized Person for the Development certified that the elevations shown on these plans:

- are prepared on the basis of the approved building plans for the Development as of 30th June 2017; and
- are in general accordance with the outward appearance of the Development.

發展項目的認可人士證明本立面圖所顯示的立面：

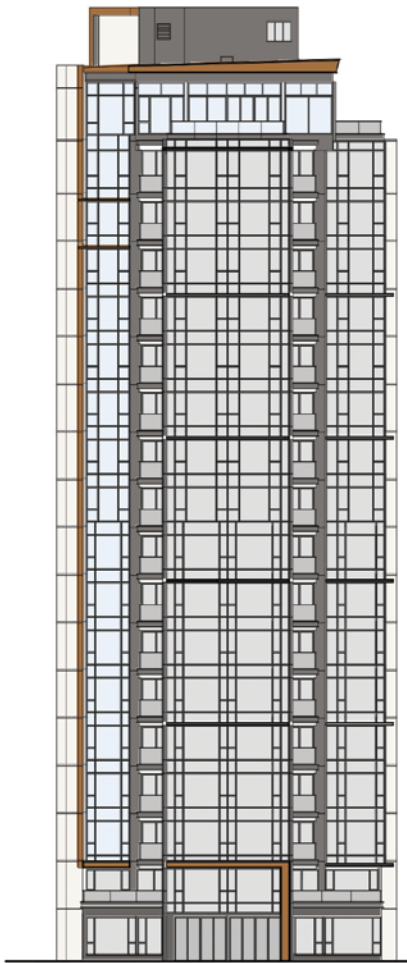
- 以2017年6月30日的情況為準的發展項目的經批准的建築圖則為基礎擬備；及
- 大致上與發展項目的外觀一致。

ELEVATION PLAN
立面圖

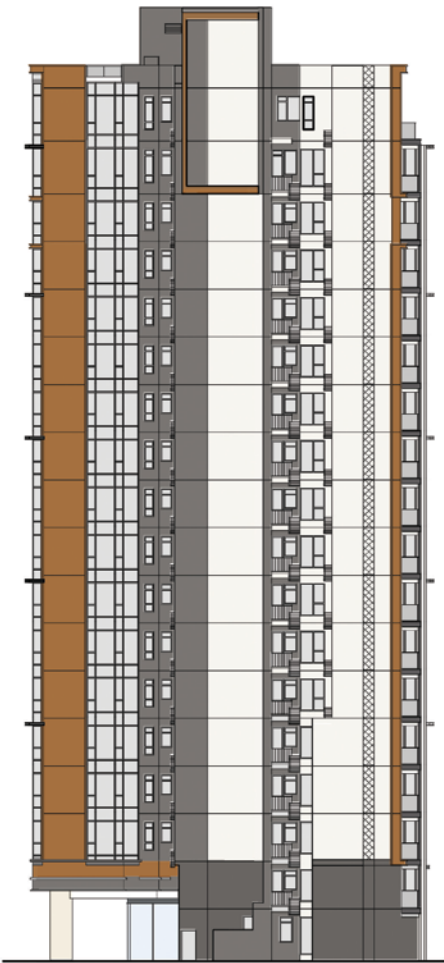
THE LAGUNA
滿庭

TOWER 2
第二座

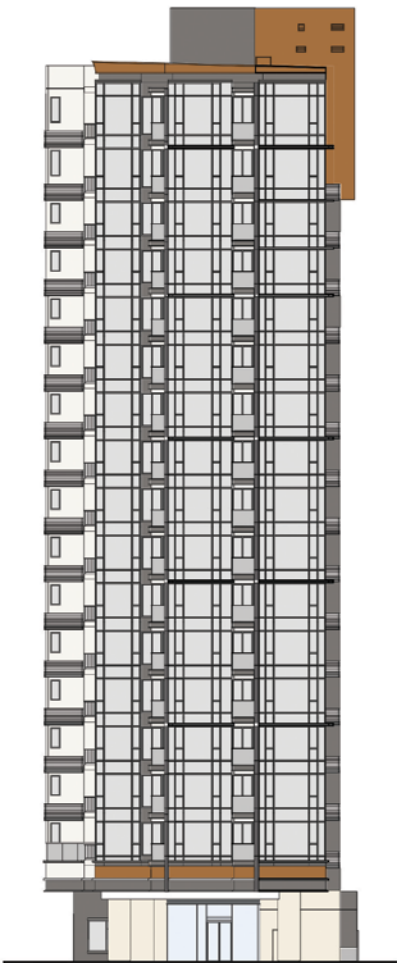
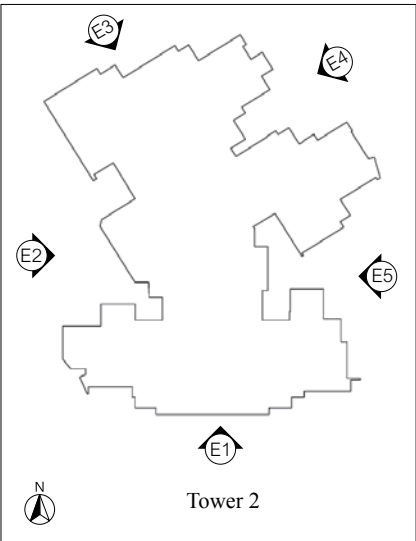
BLOCK PLAN 座向圖



ELEVATION 1
立面圖 1



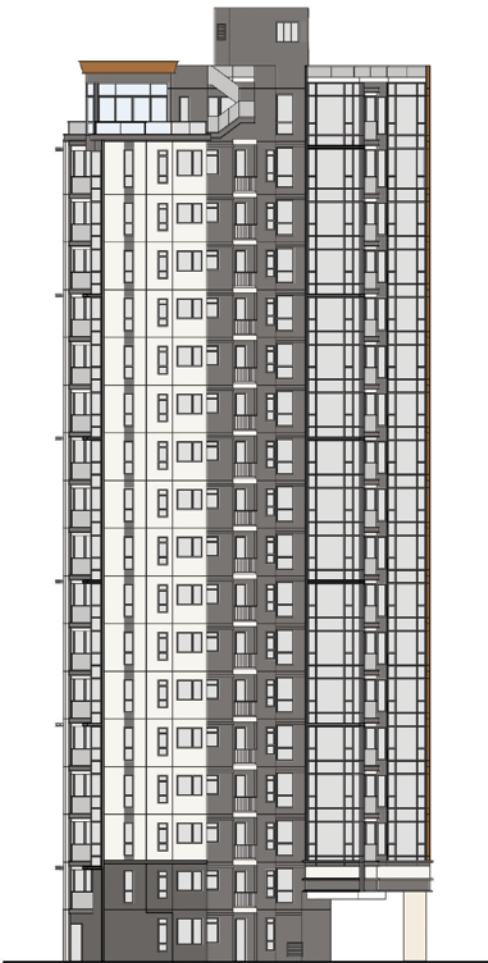
ELEVATION 2
立面圖 2



ELEVATION 3
立面圖 3



ELEVATION 4
立面圖 4



ELEVATION 5
立面圖 5

Authorized Person for the Development certified that the elevations shown on these plans:

1. are prepared on the basis of the approved building plans for the Development as of 30th June 2017; and
2. are in general accordance with the outward appearance of the Development.

發展項目的認可人士證明本立面圖所顯示的立面：

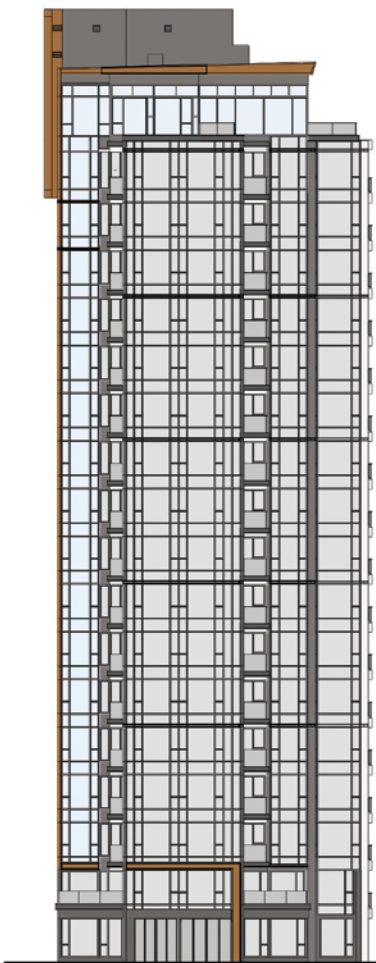
1. 以2017年6月30日的情況為準的發展項目的經批准的建築圖則為基礎擬備；及
2. 大致上與發展項目的外觀一致。

ELEVATION PLAN
立面圖

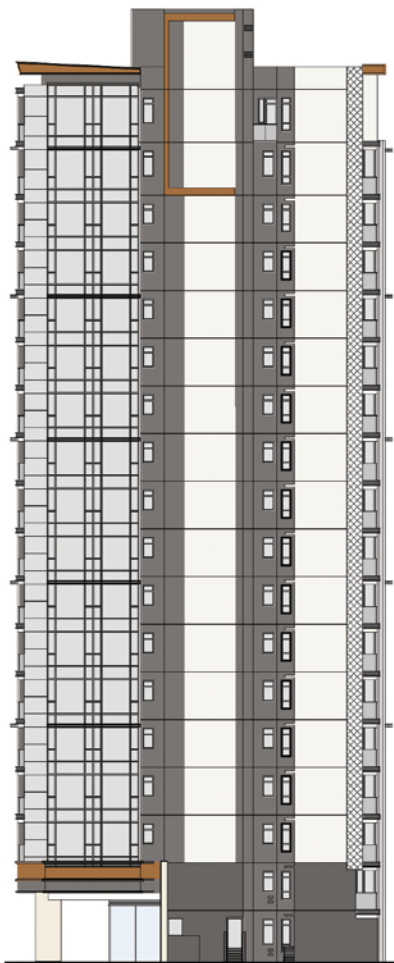
THE LAGUNA
滿庭

TOWER 3
第三座

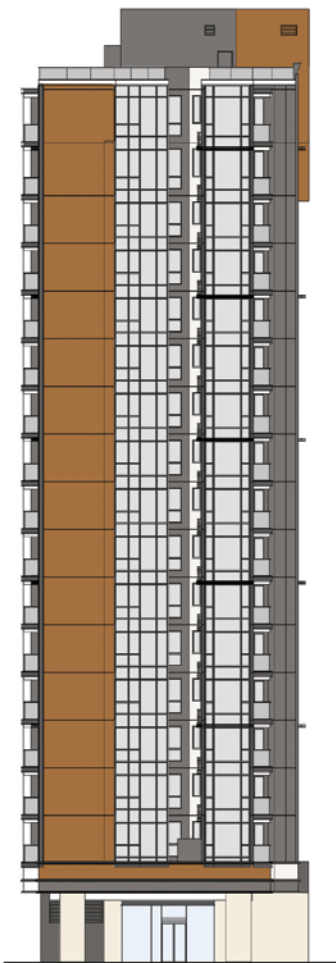
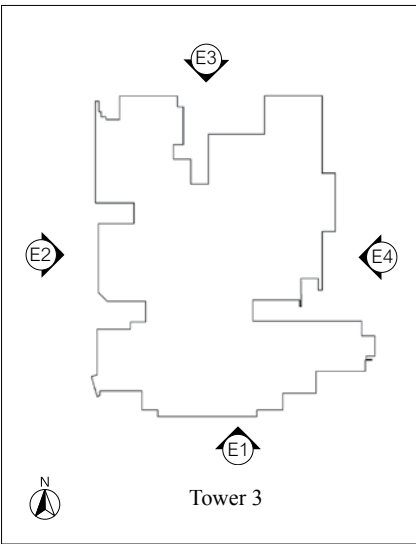
BLOCK PLAN 座向圖



ELEVATION 1
立面圖 1



ELEVATION 2
立面圖 2



ELEVATION 3
立面圖 3



ELEVATION 4
立面圖 4

Authorized Person for the Development certified that the elevations shown on these plans:

1. are prepared on the basis of the approved building plans for the Development as of 30th June 2017; and
2. are in general accordance with the outward appearance of the Development.

發展項目的認可人士證明本立面圖所顯示的立面：

1. 以2017年6月30日的情況為準的發展項目的經批准的建築圖則為基礎擬備；及
2. 大致上與發展項目的外觀一致。

ELEVATION PLAN
立面圖

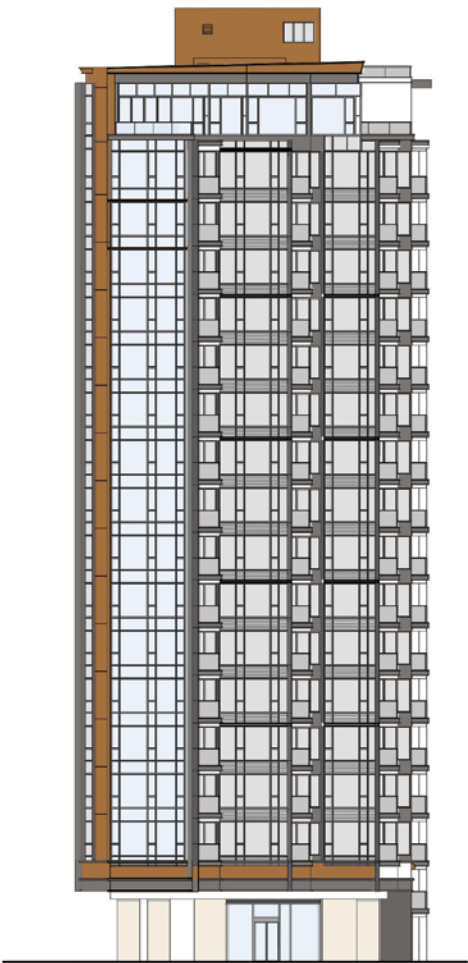
THE LAGUNA
滿庭

TOWER 5
第五座

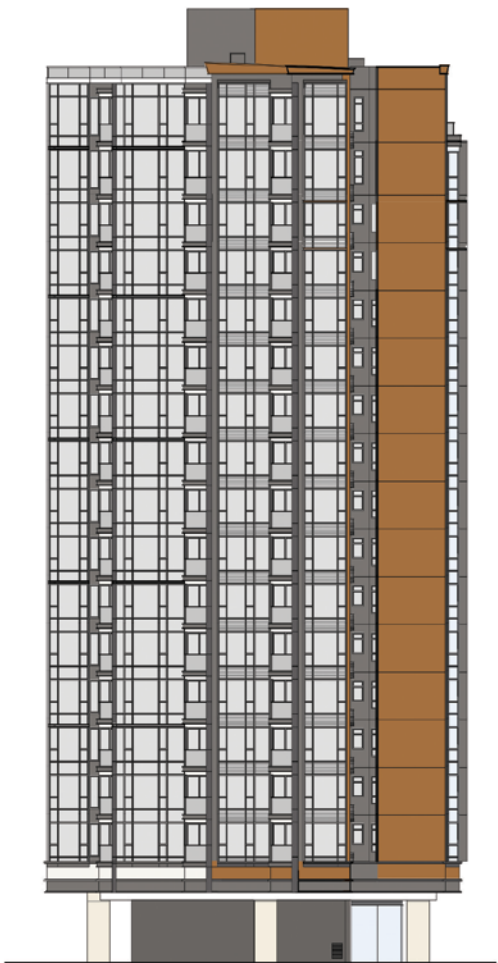
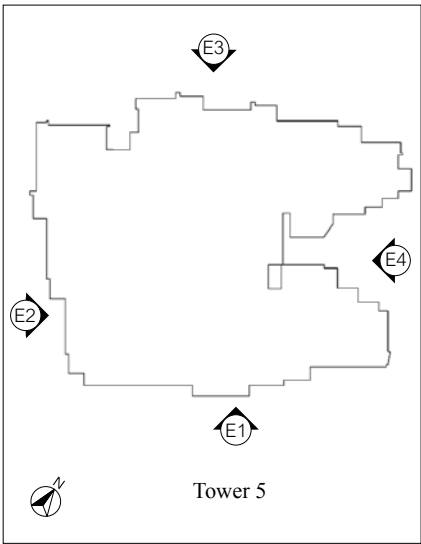
BLOCK PLAN 座向圖



ELEVATION 1
立面圖 1



ELEVATION 2
立面圖 2



ELEVATION 3
立面圖 3



ELEVATION 4
立面圖 4

Authorized Person for the Development certified that the elevations shown on these plans:

1. are prepared on the basis of the approved building plans for the Development as of 30th June 2017; and
2. are in general accordance with the outward appearance of the Development.

發展項目的認可人士證明本立面圖所顯示的立面：

1. 以2017年6月30日的情況為準的發展項目的經批准的建築圖則為基礎擬備；及
2. 大致上與發展項目的外觀一致。

ELEVATION PLAN
立面圖

THE LAGUNA
滿庭

TOWER 6
第六座

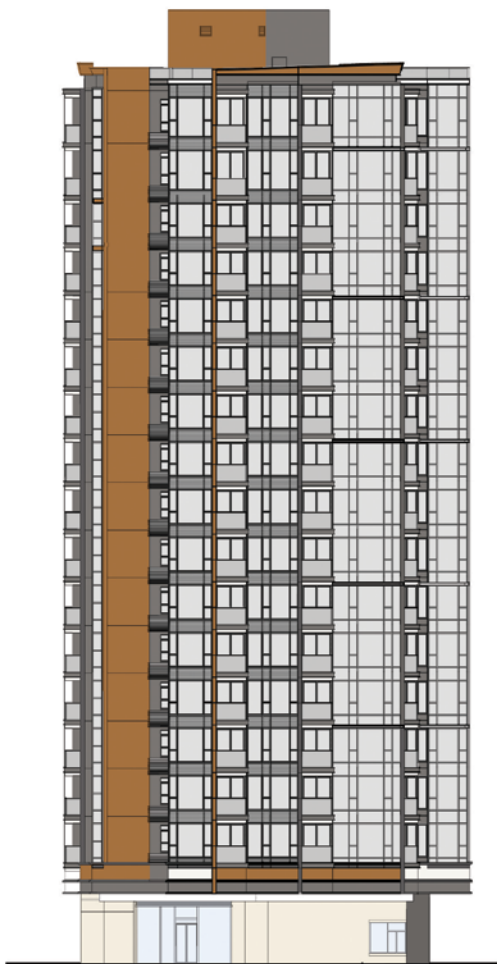
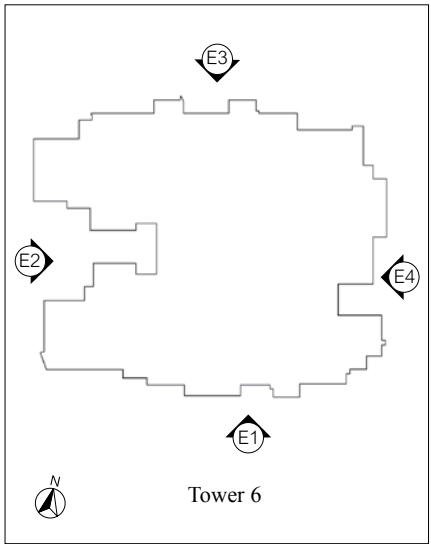
BLOCK PLAN 座向圖



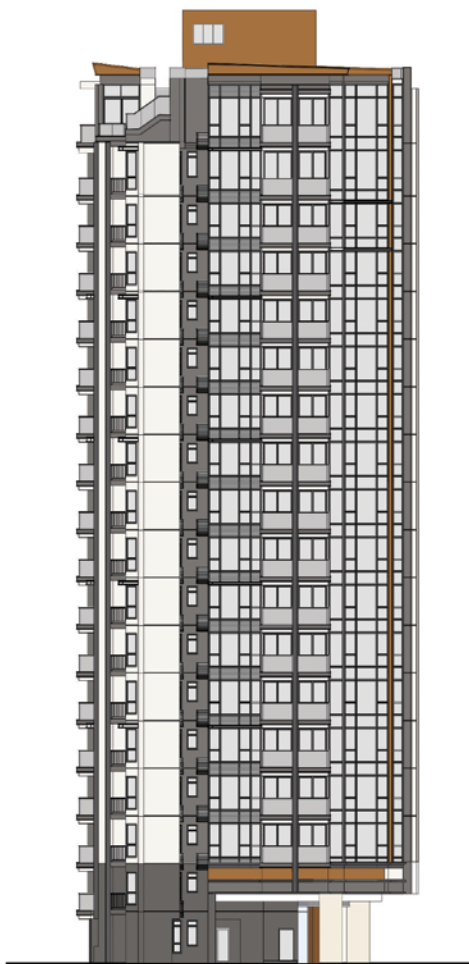
ELEVATION 1
立面圖 1



ELEVATION 2
立面圖 2



ELEVATION 3
立面圖 3



ELEVATION 4
立面圖 4

Authorized Person for the Development certified that the elevations shown on these plans:

- are prepared on the basis of the approved building plans for the Development as of 30th June 2017; and
- are in general accordance with the outward appearance of the Development.

發展項目的認可人士證明本立面圖所顯示的立面：

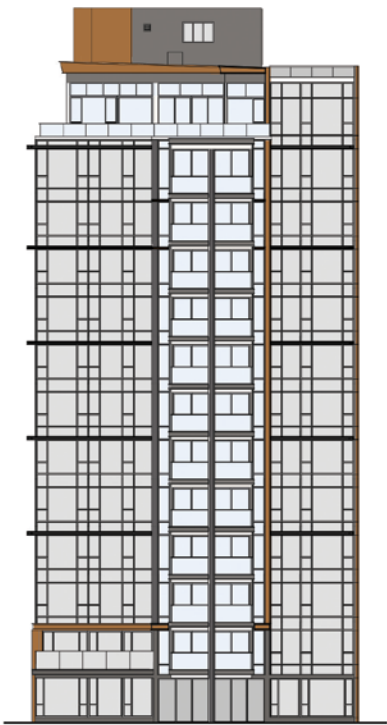
- 以2017年6月30日的情況為準的發展項目的經批准的建築圖則為基礎擬備；及
- 大致上與發展項目的外觀一致。

ELEVATION PLAN
立面圖

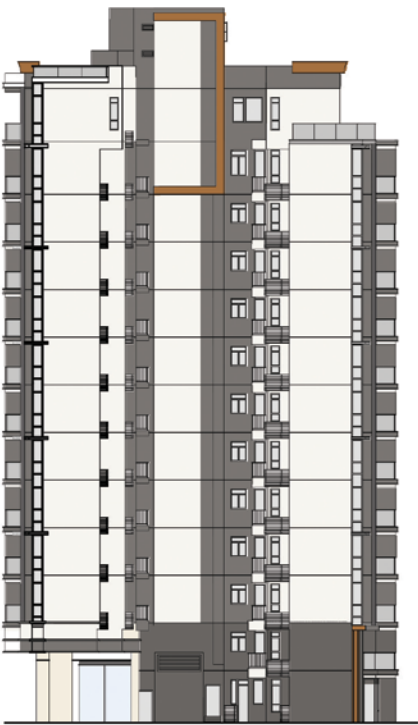
THE LAGUNA
滿庭

TOWER 7
第七座

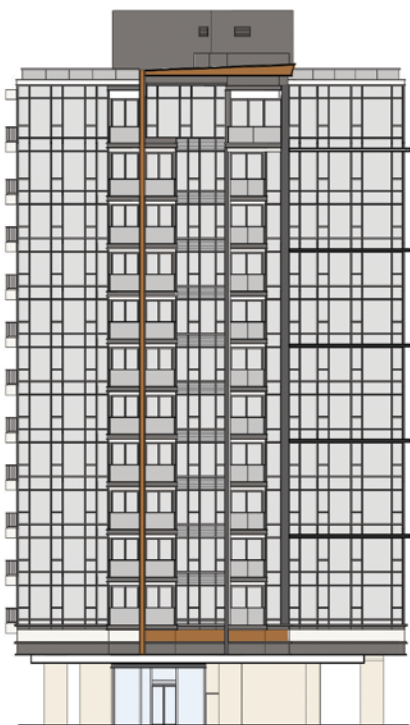
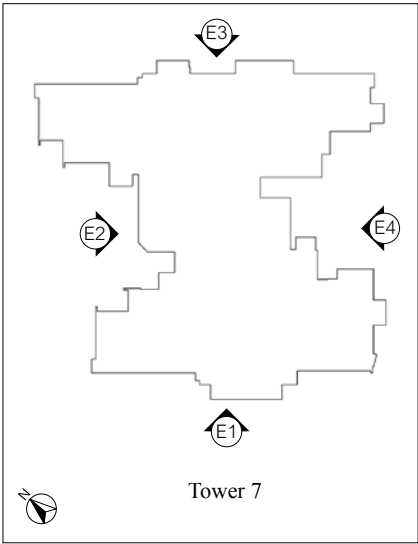
BLOCK PLAN 座向圖



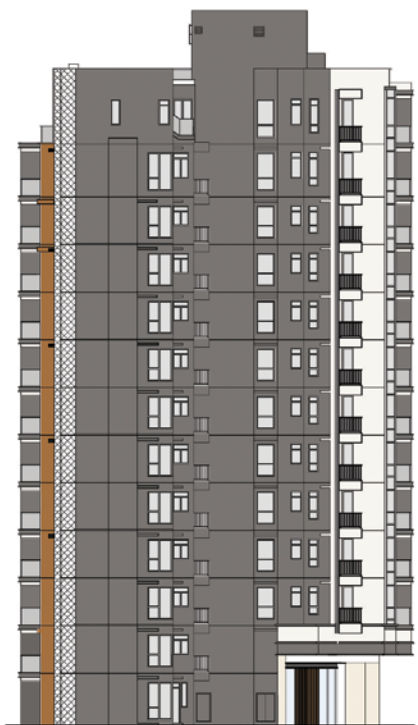
ELEVATION 1
立面圖 1



ELEVATION 2
立面圖 2



ELEVATION 3
立面圖 3



ELEVATION 4
立面圖 4

Authorized Person for the Development certified that the elevations shown on these plans:

1. are prepared on the basis of the approved building plans for the Development as of 30th June 2017; and
2. are in general accordance with the outward appearance of the Development.

發展項目的認可人士證明本立面圖所顯示的立面：

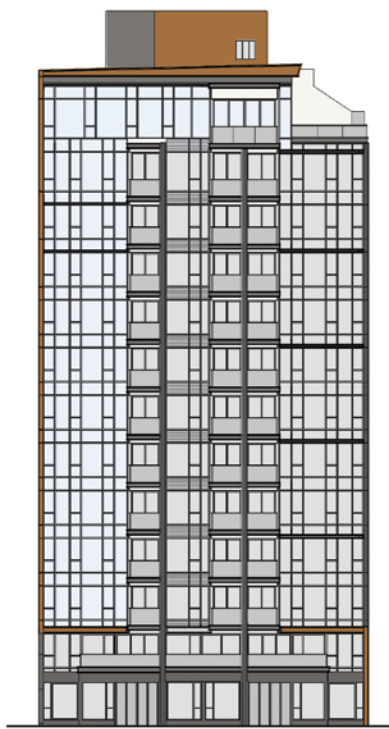
1. 以2017年6月30日的情況為準的發展項目的經批准的建築圖則為基礎擬備；及
2. 大致上與發展項目的外觀一致。

ELEVATION PLAN
立面圖

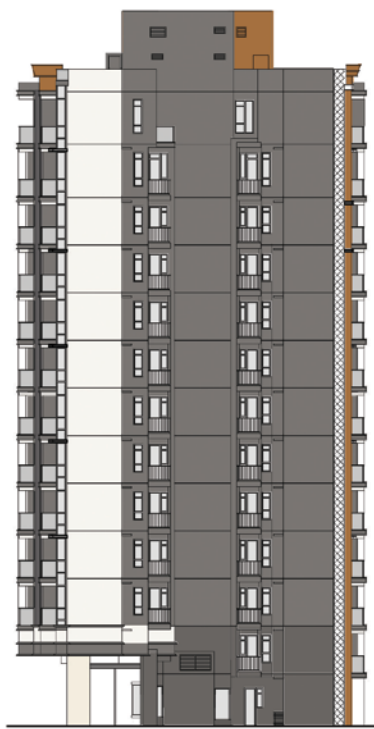
THE LAGUNA
滿庭

TOWER 8
第八座


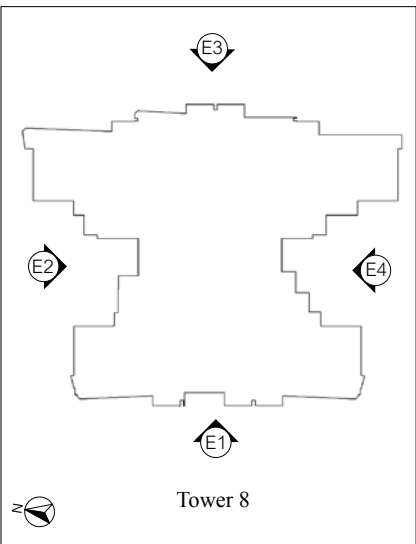
BLOCK PLAN 座向圖



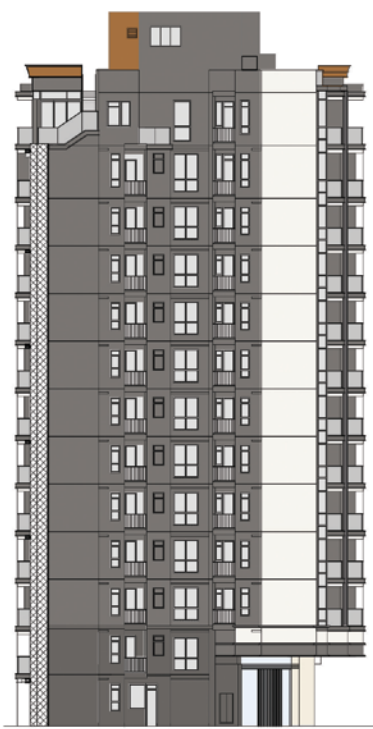
ELEVATION 1
立面圖 1



ELEVATION 2
立面圖 2



ELEVATION 3
立面圖 3



ELEVATION 4
立面圖 4

Authorized Person for the Development certified that the elevations shown on these plans:

1. are prepared on the basis of the approved building plans for the Development as of 30th June 2017; and
2. are in general accordance with the outward appearance of the Development.

發展項目的認可人士證明本立面圖所顯示的立面：

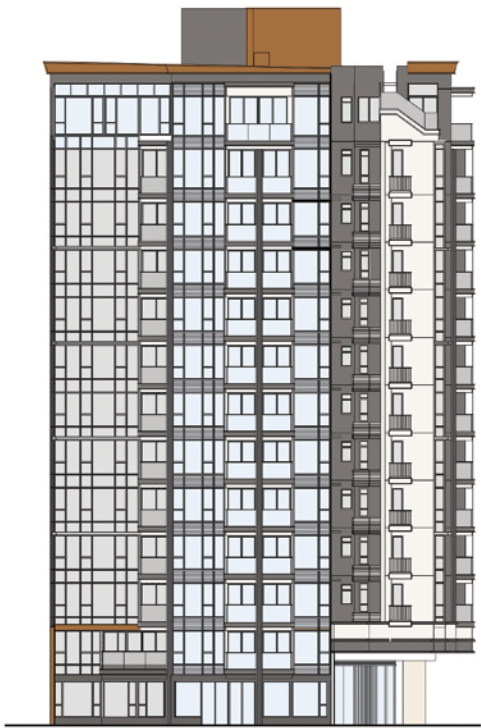
1. 以2017年6月30日的情況為準的發展項目的經批准的建築圖則為基礎擬備；及
2. 大致上與發展項目的外觀一致。

ELEVATION PLAN
立面圖

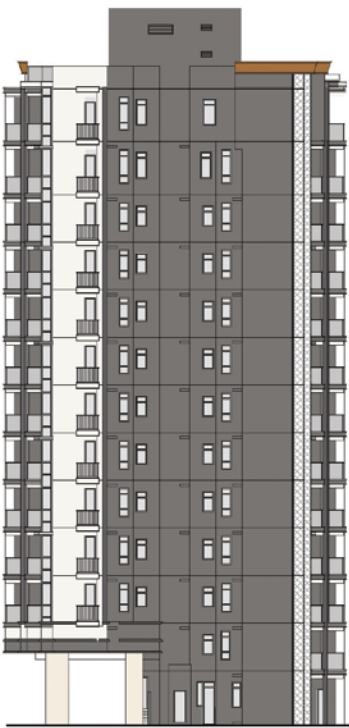
THE LAGUNA
滿庭

TOWER 9
第九座

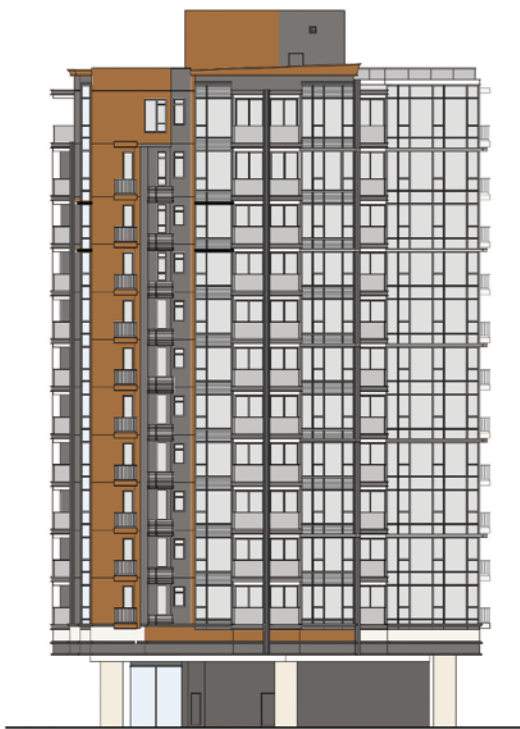
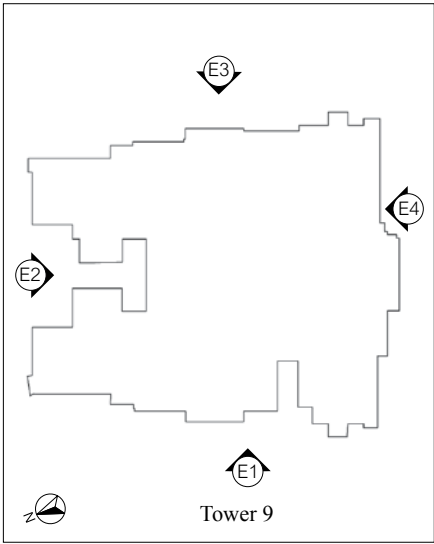
BLOCK PLAN 座向圖



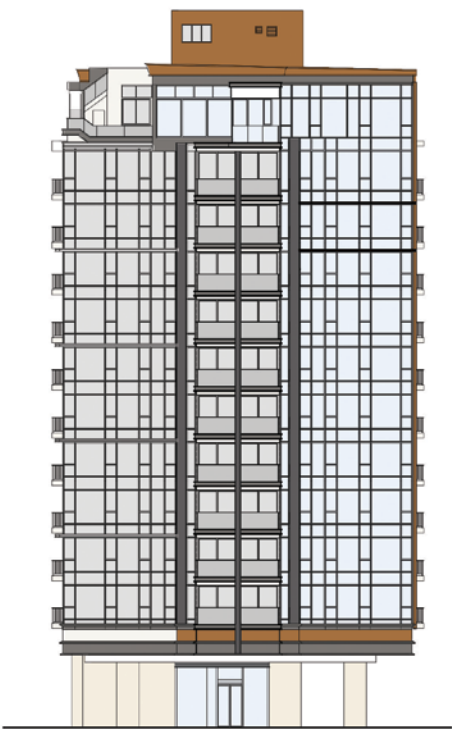
ELEVATION 1
立面圖 1



ELEVATION 2
立面圖 2



ELEVATION 3
立面圖 3



ELEVATION 4
立面圖 4

Authorized Person for the Development certified that the elevations shown on these plans:

- are prepared on the basis of the approved building plans for the Development as of 30th June 2017; and
- are in general accordance with the outward appearance of the Development.

發展項目的認可人士證明本立面圖所顯示的立面：

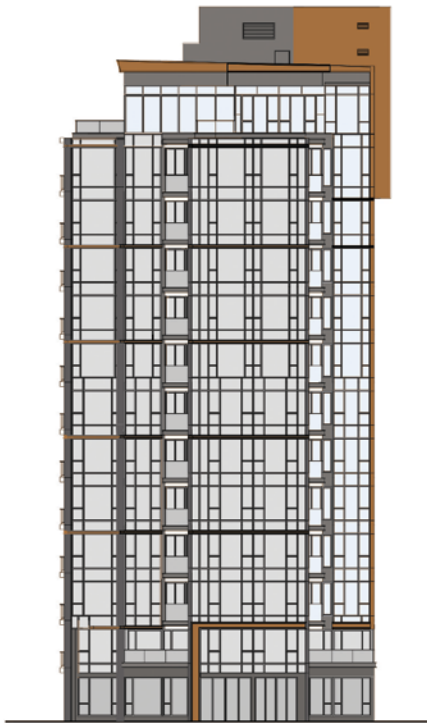
- 以2017年6月30日的情況為準的發展項目的經批准的建築圖則為基礎擬備；及
- 大致上與發展項目的外觀一致。

ELEVATION PLAN
立面圖

THE LAGUNA
滿庭

TOWER 10
第十座

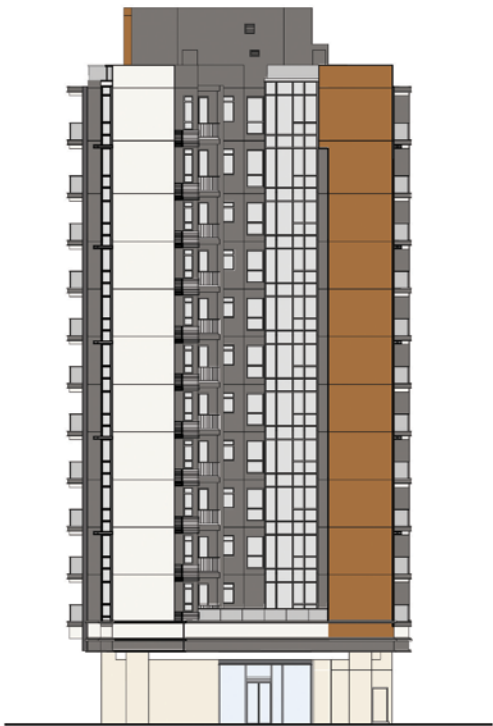
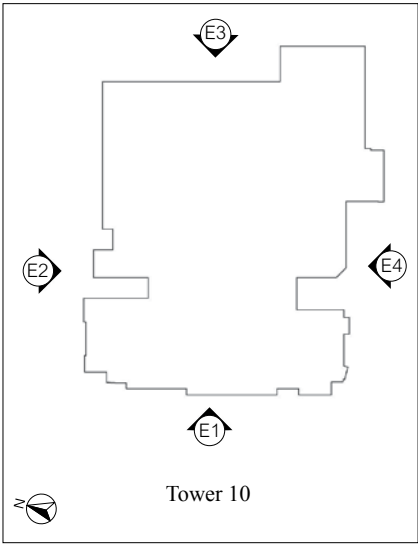
BLOCK PLAN 座向圖



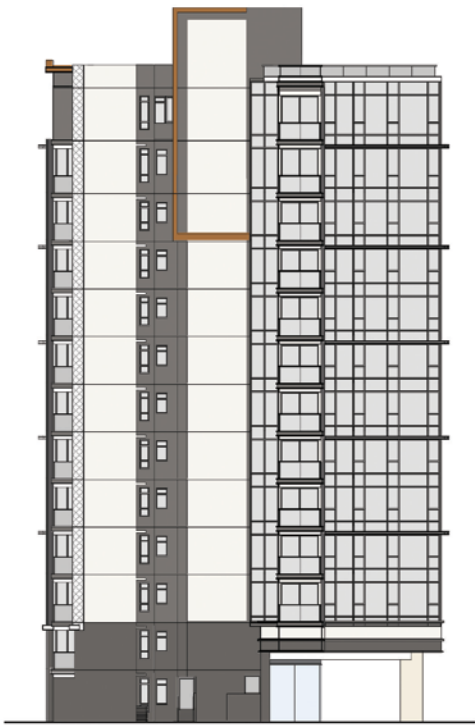
ELEVATION 1
立面圖 1



ELEVATION 2
立面圖 2



ELEVATION 3
立面圖 3



ELEVATION 4
立面圖 4

Authorized Person for the Development certified that the elevations shown on these plans:

- are prepared on the basis of the approved building plans for the Development as of 30th June 2017; and
- are in general accordance with the outward appearance of the Development.

發展項目的認可人士證明本立面圖所顯示的立面：

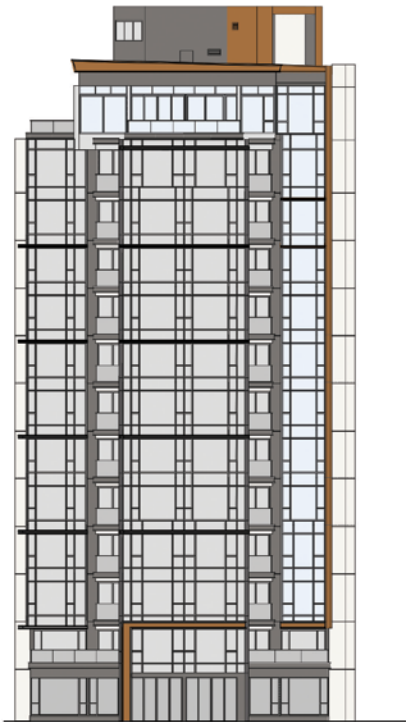
- 以2017年6月30日的情況為準的發展項目的經批准的建築圖則為基礎擬備；及
- 大致上與發展項目的外觀一致。

ELEVATION PLAN
立面圖

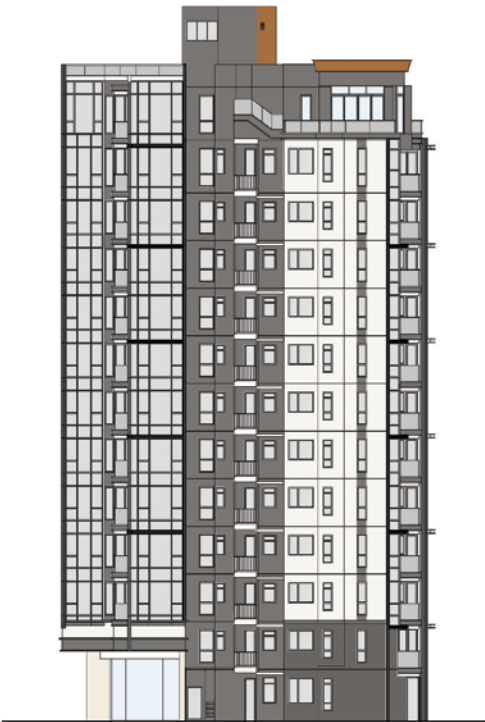
THE LAGUNA
滿庭

TOWER 11
第十一座

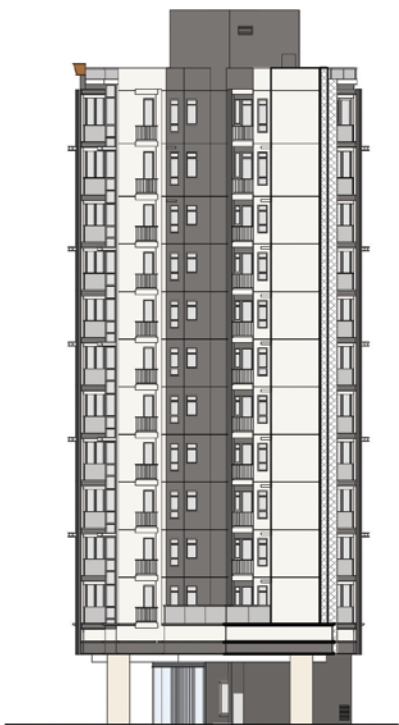
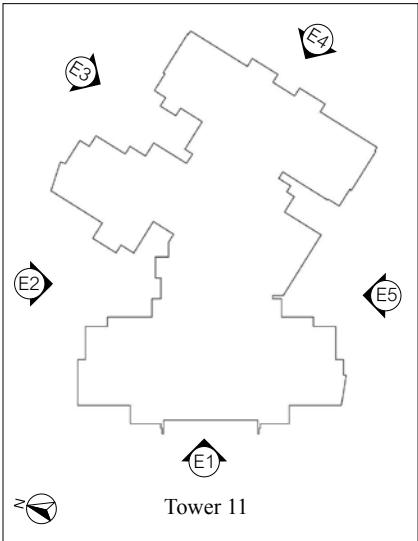
BLOCK PLAN 座向圖



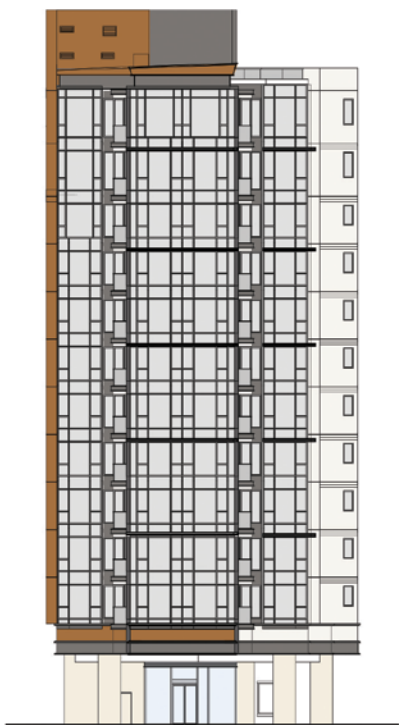
ELEVATION 1
立面圖 1



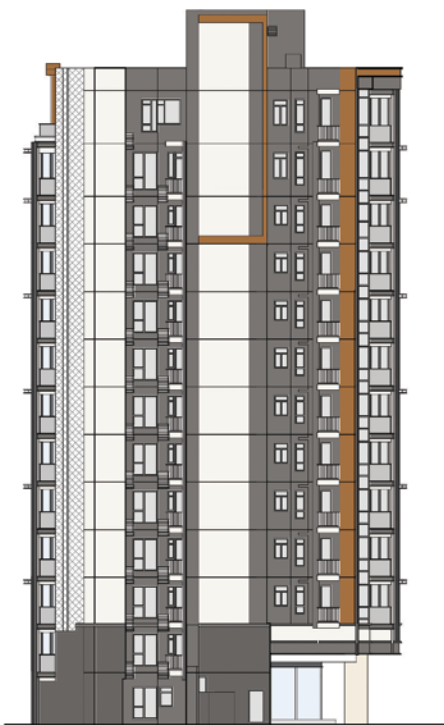
ELEVATION 2
立面圖 2



ELEVATION 3
立面圖 3



ELEVATION 4
立面圖 4



ELEVATION 5
立面圖 5

Authorized Person for the Development certified that the elevations shown on these plans:

- are prepared on the basis of the approved building plans for the Development as of 30th June 2017; and
- are in general accordance with the outward appearance of the Development.

發展項目的認可人士證明本立面圖所顯示的立面：

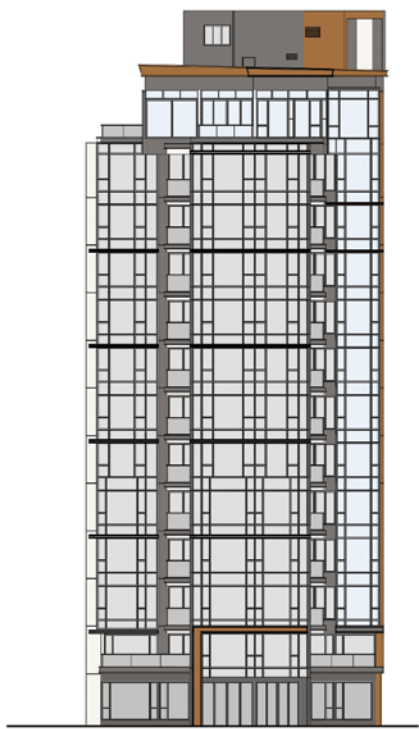
- 以2017年6月30日的情況為準的發展項目的經批准的建築圖則為基礎擬備；及
- 大致上與發展項目的外觀一致。

ELEVATION PLAN
立面圖

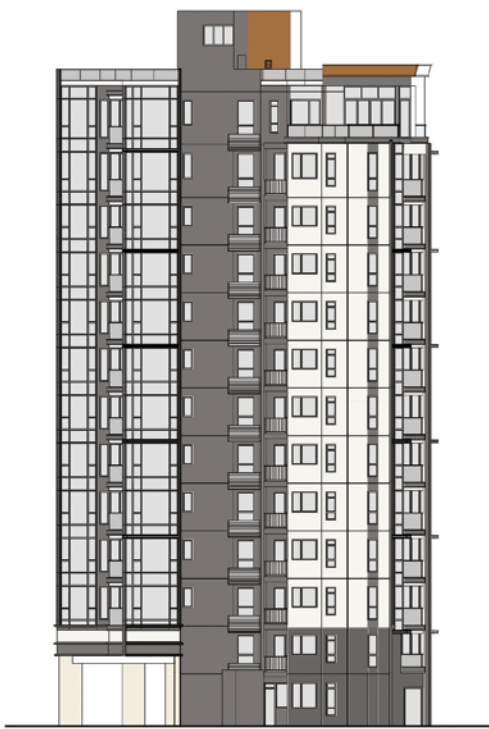
THE LAGUNA
滿庭

TOWER 12
第十二座

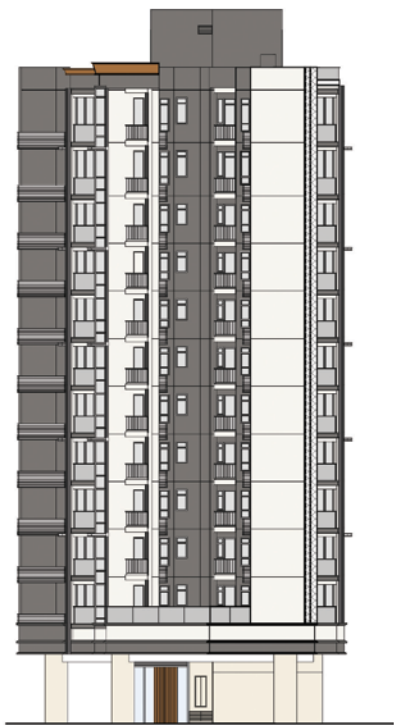
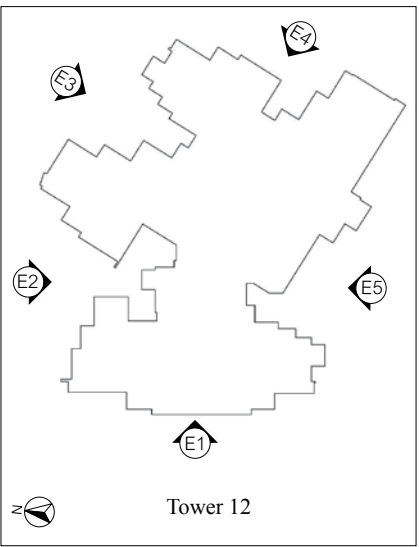
BLOCK PLAN 座向圖



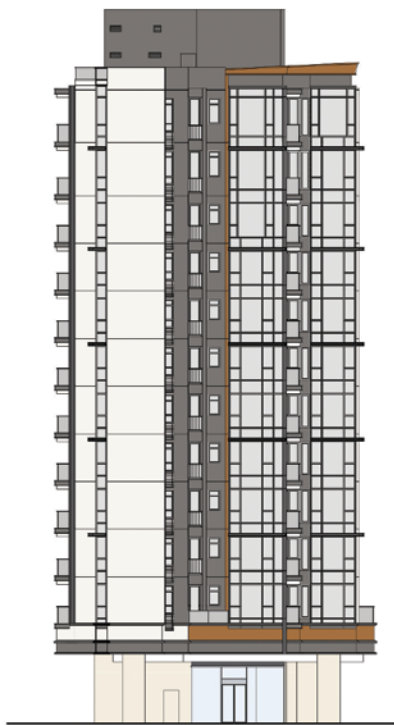
ELEVATION 1
立面圖 1



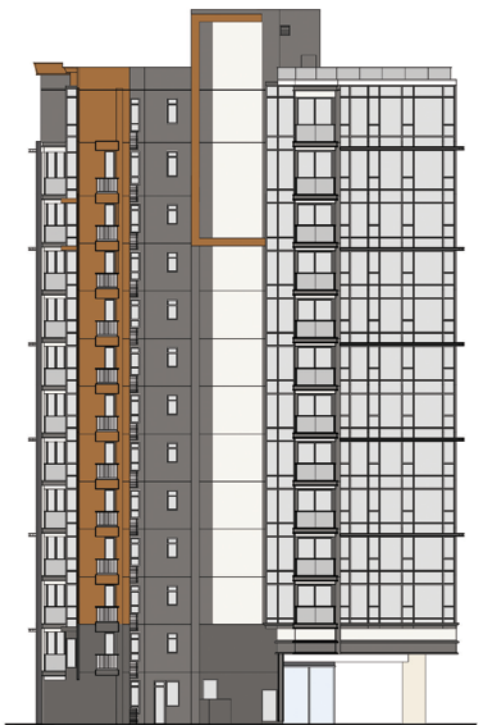
ELEVATION 2
立面圖 2



ELEVATION 3
立面圖 3



ELEVATION 4
立面圖 4



ELEVATION 5
立面圖 5

Authorized Person for the Development certified that the elevations shown on these plans:

1. are prepared on the basis of the approved building plans for the Development as of 30th June 2017; and
2. are in general accordance with the outward appearance of the Development.

發展項目的認可人士證明本立面圖所顯示的立面：

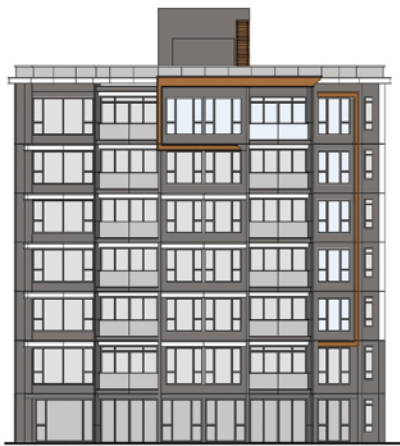
1. 以2017年6月30日的情況為準的發展項目的經批准的建築圖則為基礎擬備；及
2. 大致上與發展項目的外觀一致。

ELEVATION PLAN
立面圖

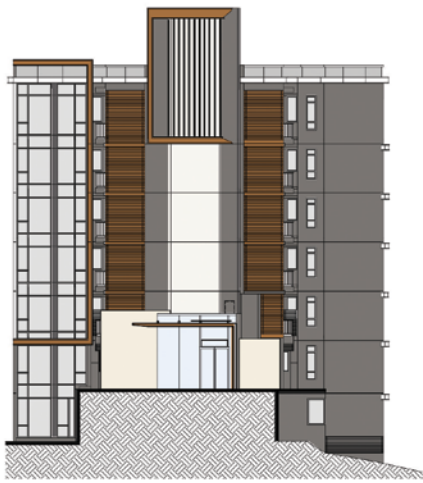
THE TERRACE
名庭

TOWER 1
第一座

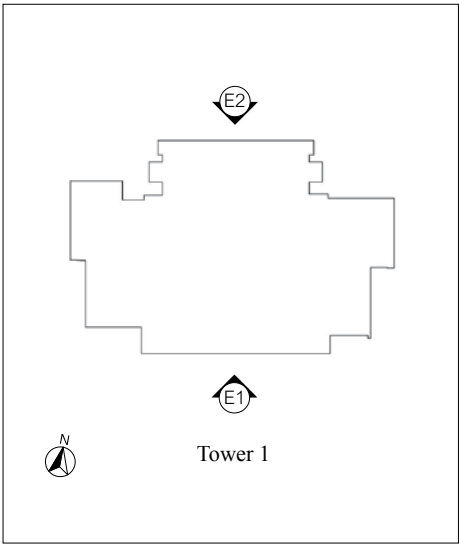
BLOCK PLAN 座向圖



ELEVATION 1
立面圖 1



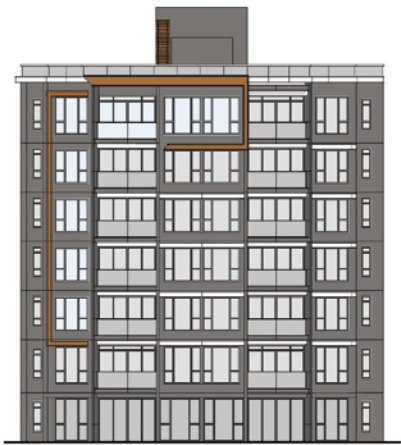
ELEVATION 2
立面圖 2



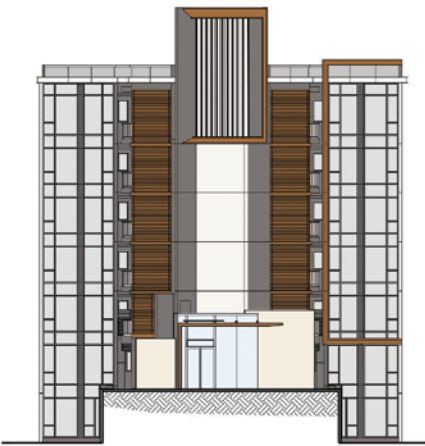
THE TERRACE
名庭

TOWER 2
第二座

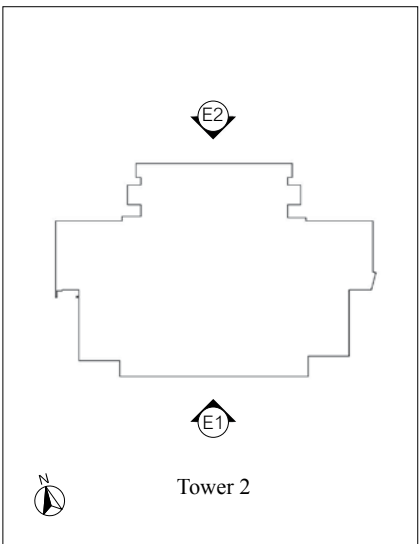
BLOCK PLAN 座向圖



ELEVATION 1
立面圖 1



ELEVATION 2
立面圖 2



Authorized Person for the Development certified that the elevations shown on these plans:

- are prepared on the basis of the approved building plans for the Development as of 30th June 2017; and
- are in general accordance with the outward appearance of the Development.

發展項目的認可人士證明本立面圖所顯示的立面：

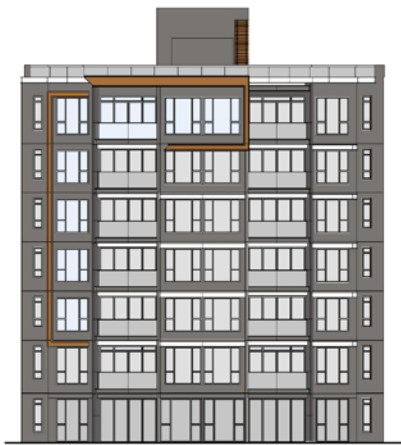
- 以2017年6月30日的情況為準的發展項目的經批准的建築圖則為基礎擬備；及
- 大致上與發展項目的外觀一致。

ELEVATION PLAN
立面圖

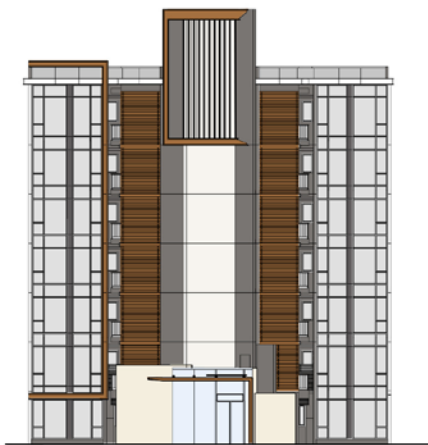
THE TERRACE
名庭

TOWER 3
第三座

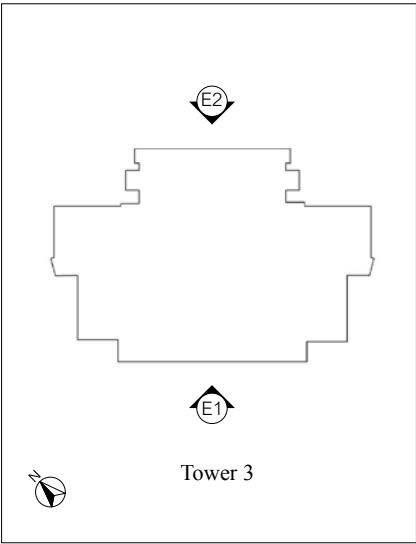
BLOCK PLAN 座向圖



ELEVATION 1
立面圖 1



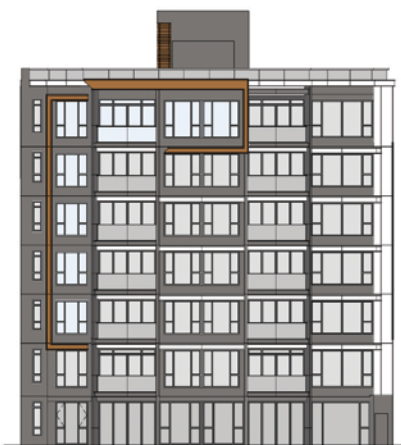
ELEVATION 2
立面圖 2



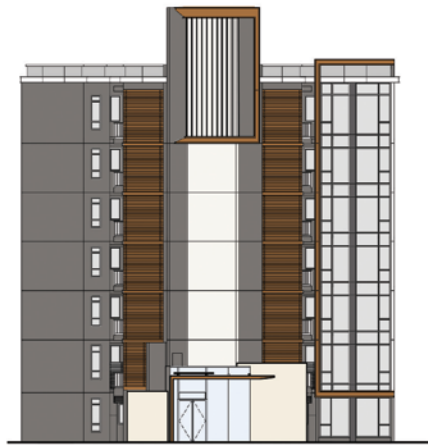
THE TERRACE
名庭

TOWER 5
第五座

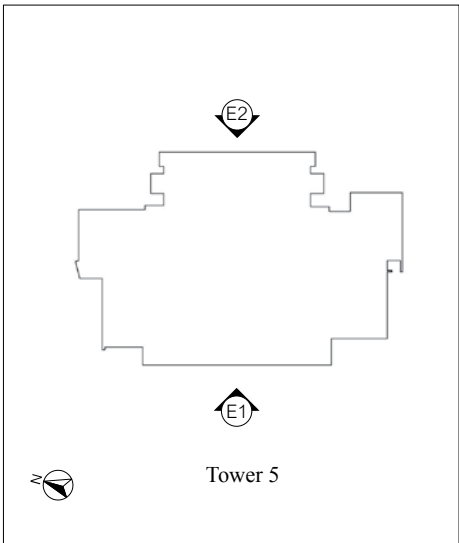
BLOCK PLAN 座向圖



ELEVATION 1
立面圖 1



ELEVATION 2
立面圖 2



Authorized Person for the Development certified that the elevations shown on these plans:

1. are prepared on the basis of the approved building plans for the Development as of 30th June 2017; and
2. are in general accordance with the outward appearance of the Development.

發展項目的認可人士證明本立面圖所顯示的立面：

1. 以2017年6月30日的情況為準的發展項目的經批准的建築圖則為基礎擬備；及
2. 大致上與發展項目的外觀一致。

ELEVATION PLAN
立面圖

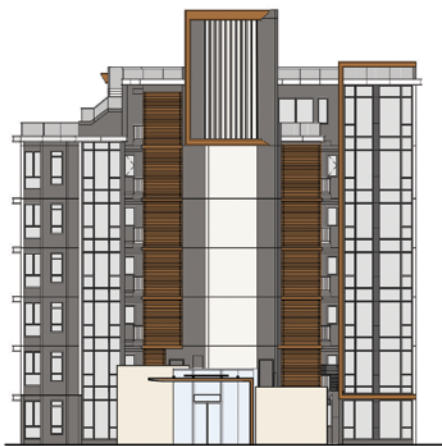
THE TERRACE
名庭

TOWER 6
第六座

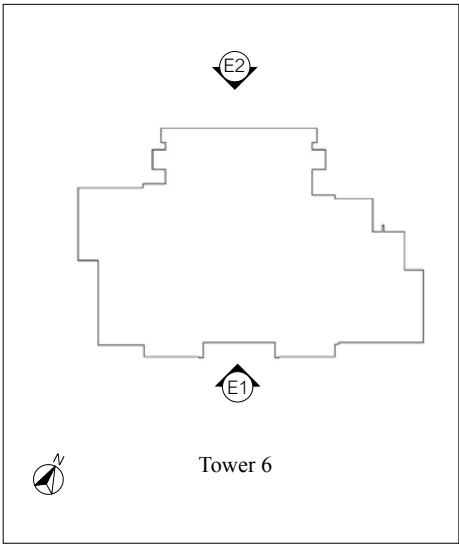
BLOCK PLAN 座向圖



ELEVATION 1
立面圖 1



ELEVATION 2
立面圖 2



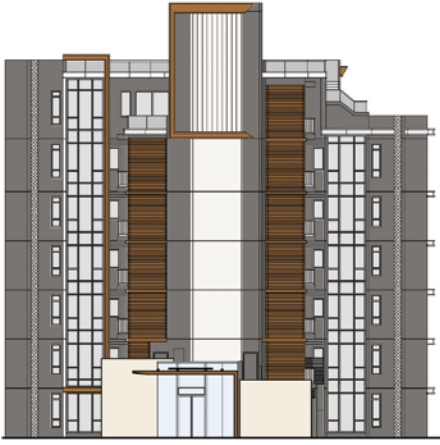
THE TERRACE
名庭

TOWER 7
第七座

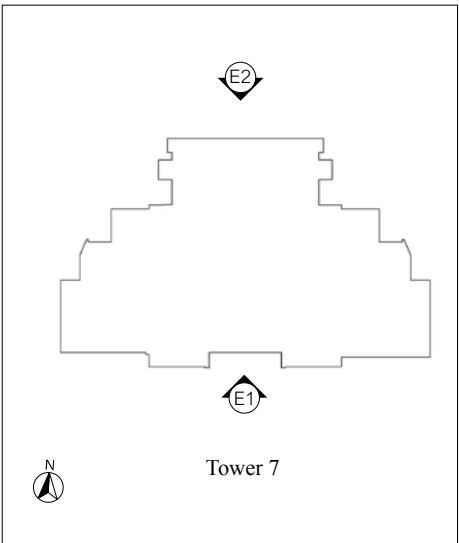
BLOCK PLAN 座向圖



ELEVATION 1
立面圖 1



ELEVATION 2
立面圖 2



Authorized Person for the Development certified that the elevations shown on these plans:

1. are prepared on the basis of the approved building plans for the Development as of 30th June 2017; and
2. are in general accordance with the outward appearance of the Development.

發展項目的認可人士證明本立面圖所顯示的立面：

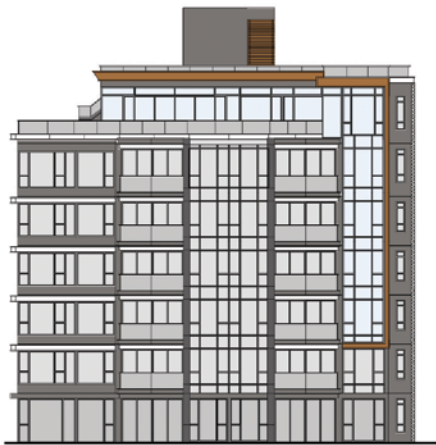
1. 以2017年6月30日的情況為準的發展項目的經批准的建築圖則為基礎擬備；及
2. 大致上與發展項目的外觀一致。

ELEVATION PLAN
立面圖

THE TERRACE
名庭

TOWER 8&9
第八及第九座

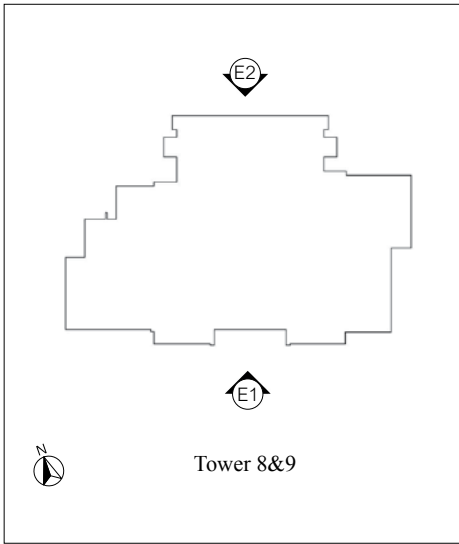
BLOCK PLAN 座向圖



ELEVATION 1
立面圖 1



ELEVATION 2
立面圖 2



THE TERRACE
名庭

TOWER 10
第十座

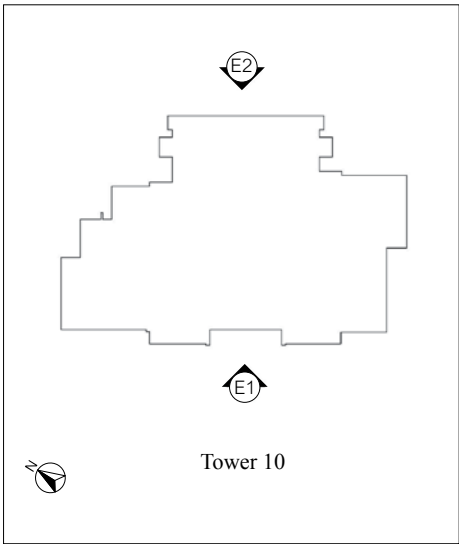
BLOCK PLAN 座向圖



ELEVATION 1
立面圖 1



ELEVATION 2
立面圖 2



Authorized Person for the Development certified that the elevations shown on these plans:

1. are prepared on the basis of the approved building plans for the Development as of 30th June 2017; and
2. are in general accordance with the outward appearance of the Development.

發展項目的認可人士證明本立面圖所顯示的立面：

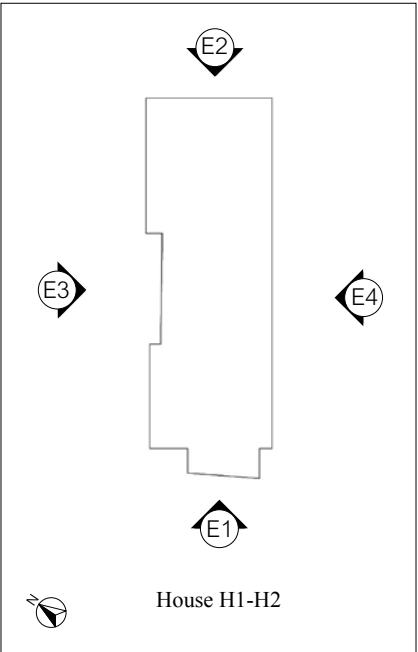
1. 以2017年6月30日的情況為準的發展項目的經批准的建築圖則為基礎擬備；及
2. 大致上與發展項目的外觀一致。

ELEVATION PLAN
立面圖

THE TERRACE
名庭

HOUSE H1-H2
H1號-H2號洋房

BLOCK PLAN 座向圖



ELEVATION 1
立面圖 1



ELEVATION 2
立面圖 2



ELEVATION 3
立面圖 3



ELEVATION 4
立面圖 4

Authorized Person for the Development certified that the elevations shown on these plans:

1. are prepared on the basis of the approved building plans for the Development as of 30th June 2017; and
2. are in general accordance with the outward appearance of the Development.

發展項目的認可人士證明本立面圖所顯示的立面：

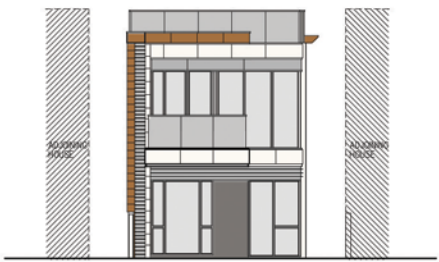
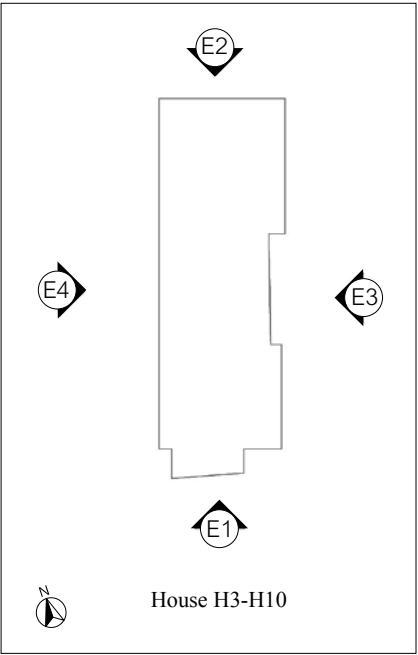
1. 以2017年6月30日的情況為準的發展項目的經批准的建築圖則為基礎擬備；及
2. 大致上與發展項目的外觀一致。

ELEVATION PLAN
立面圖

THE TERRACE
名庭

HOUSE H3-H10
H3號-H10號洋房

BLOCK PLAN 座向圖



ELEVATION 1
立面圖 1



ELEVATION 2
立面圖 2



ELEVATION 3
立面圖 3



ELEVATION 4
立面圖 4

Authorized Person for the Development certified that the elevations shown on these plans:

1. are prepared on the basis of the approved building plans for the Development as of 30th June 2017; and
2. are in general accordance with the outward appearance of the Development.

發展項目的認可人士證明本立面圖所顯示的立面：

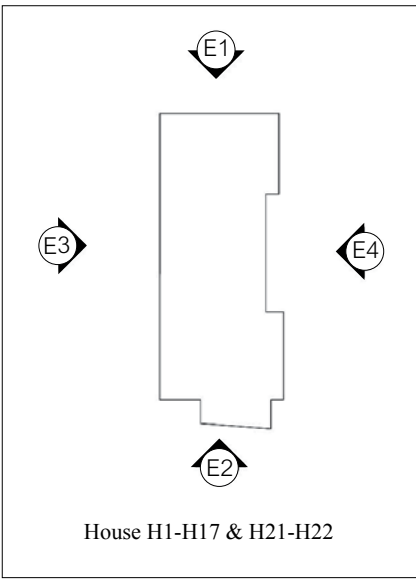
1. 以2017年6月30日的情況為準的發展項目的經批准的建築圖則為基礎擬備；及
2. 大致上與發展項目的外觀一致。

ELEVATION PLAN
立面圖

THE HIGHLAND
山庭

HOUSE H1-H3, H5-H6, H8-H12,
H15-H17 & H21-H22
H1號-H3號、H5號-H6號、H8號-H12號、
H15號-H17號 及 H21號-H22號洋房

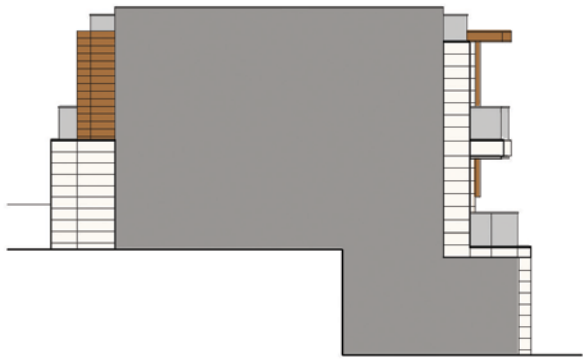
BLOCK PLAN 座向圖



ELEVATION 1
立面圖 1



ELEVATION 2
立面圖 2



ELEVATION 3
立面圖 3



ELEVATION 4
立面圖 4

Authorized Person for the Development certified that the elevations shown on these plans:

1. are prepared on the basis of the approved building plans for the Development as of 30th June 2017; and
2. are in general accordance with the outward appearance of the Development.

發展項目的認可人士證明本立面圖所顯示的立面：

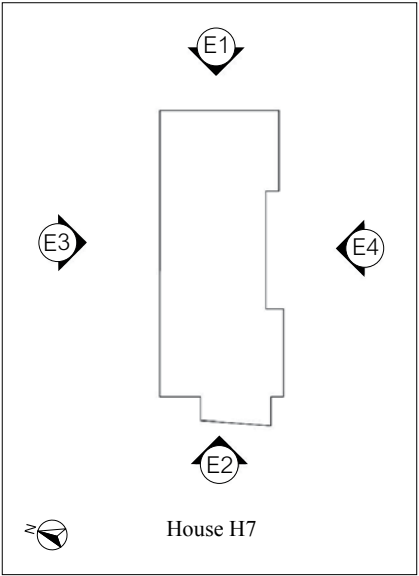
1. 以2017年6月30日的情況為準的發展項目的經批准的建築圖則為基礎擬備；及
2. 大致上與發展項目的外觀一致。

ELEVATION PLAN
立面圖

THE HIGHLAND
山庭

HOUSE H7
H7號洋房

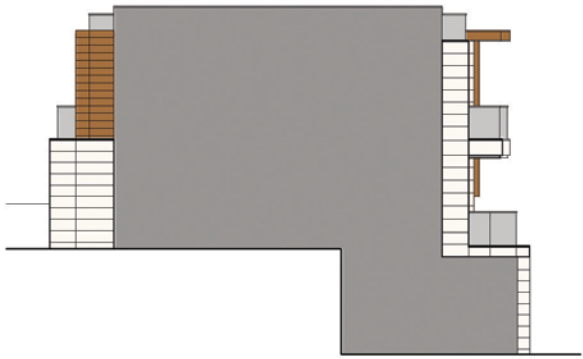
BLOCK PLAN 座向圖



ELEVATION 1
立面圖 1



ELEVATION 2
立面圖 2



ELEVATION 3
立面圖 3



ELEVATION 4
立面圖 4

Authorized Person for the Development certified that the elevations shown on these plans:

1. are prepared on the basis of the approved building plans for the Development as of 30th June 2017; and
2. are in general accordance with the outward appearance of the Development.

發展項目的認可人士證明本立面圖所顯示的立面：

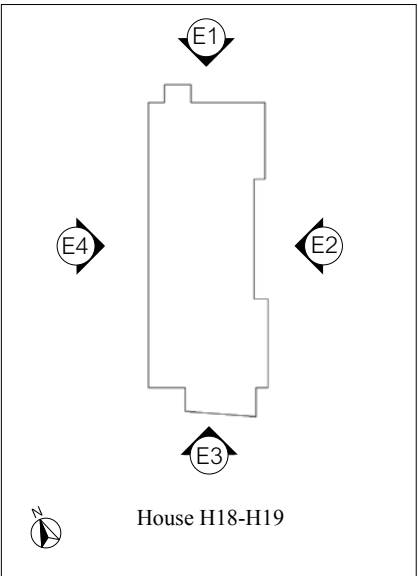
1. 以2017年6月30日的情況為準的發展項目的經批准的建築圖則為基礎擬備；及
2. 大致上與發展項目的外觀一致。

ELEVATION PLAN
立面圖

THE HIGHLAND
山庭

HOUSE H18-H19
H18號-H19號洋房

BLOCK PLAN 座向圖



ELEVATION 1
立面圖 1



ELEVATION 2
立面圖 2



ELEVATION 3
立面圖 3



ELEVATION 4
立面圖 4

Authorized Person for the Development certified that the elevations shown on these plans:

- are prepared on the basis of the approved building plans for the Development as of 30th June 2017; and
- are in general accordance with the outward appearance of the Development.

發展項目的認可人士證明本立面圖所顯示的立面：

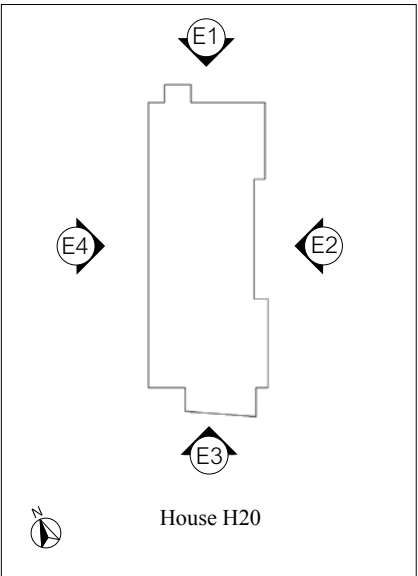
- 以2017年6月30日的情況為準的發展項目的經批准的建築圖則為基礎擬備；及
- 大致上與發展項目的外觀一致。

ELEVATION PLAN
立面圖

THE HIGHLAND
山庭

HOUSE H20
H20號洋房

BLOCK PLAN 座向圖



ELEVATION 1
立面圖 1



ELEVATION 2
立面圖 2



ELEVATION 3
立面圖 3



ELEVATION 4
立面圖 4

Authorized Person for the Development certified that the elevations shown on these plans:

1. are prepared on the basis of the approved building plans for the Development as of 30th June 2017; and
2. are in general accordance with the outward appearance of the Development.

發展項目的認可人士證明本立面圖所顯示的立面：

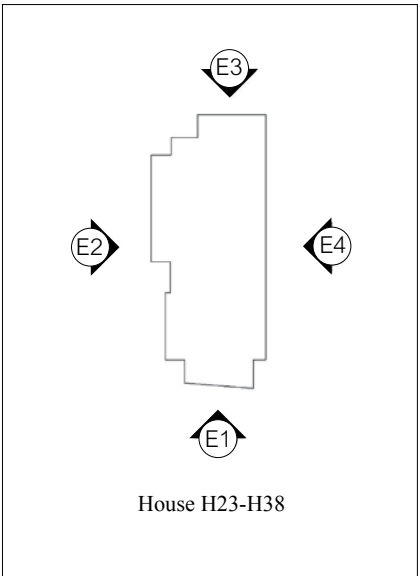
1. 以2017年6月30日的情況為準的發展項目的經批准的建築圖則為基礎擬備；及
2. 大致上與發展項目的外觀一致。

ELEVATION PLAN
立面圖

THE HIGHLAND
山庭

HOUSE H23, H25-H33 & H35-H38
H23號、H25號-H33號 及 H35號-H38號洋房

BLOCK PLAN 座向圖



ELEVATION 1
立面圖 1



ELEVATION 2
立面圖 2



ELEVATION 3
立面圖 3



ELEVATION 4
立面圖 4

Authorized Person for the Development certified that the elevations shown on these plans:

1. are prepared on the basis of the approved building plans for the Development as of 30th June 2017; and
2. are in general accordance with the outward appearance of the Development.

發展項目的認可人士證明本立面圖所顯示的立面：

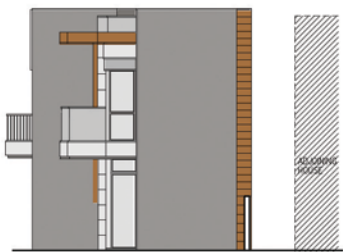
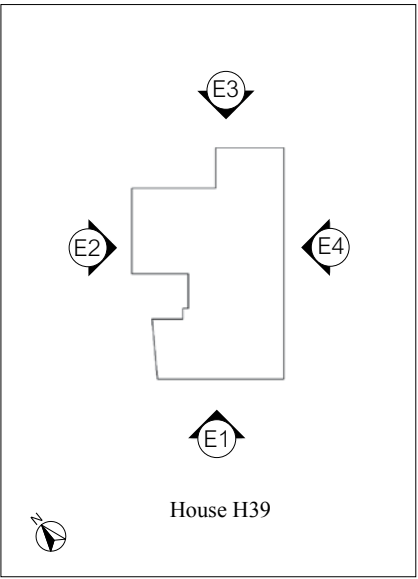
1. 以2017年6月30日的情況為準的發展項目的經批准的建築圖則為基礎擬備；及
2. 大致上與發展項目的外觀一致。

ELEVATION PLAN
立面圖

THE HIGHLAND
山庭

HOUSE H39
H39號洋房

BLOCK PLAN 座向圖



ELEVATION 1
立面圖 1



ELEVATION 2
立面圖 2



ELEVATION 3
立面圖 3



ELEVATION 4
立面圖 4

Authorized Person for the Development certified that the elevations shown on these plans:

1. are prepared on the basis of the approved building plans for the Development as of 30th June 2017; and
2. are in general accordance with the outward appearance of the Development.

發展項目的認可人士證明本立面圖所顯示的立面：

1. 以2017年6月30日的情況為準的發展項目的經批准的建築圖則為基礎擬備；及
2. 大致上與發展項目的外觀一致。

INFORMATION ON COMMON FACILITIES IN THE DEVELOPMENT
發展項目中的公用設施的資料

Recreational Facilities 康樂設施		Covered 有蓋	Uncovered 無蓋	Total Area 總面積
Residents' clubhouse (including any recreational facilities for residents' use) 住客會所(包括供住客使用的任何康樂設施)	sq.ft 平方呎	32,886	27,888	60,774
	sq.m. 平方米	3,055.185	2,590.827	5,646.012
Communal garden or play area for residents' use on the roof, or on any floor between the roof and the lowest residential floor, of a building in the development (whether known as a communal sky garden or otherwise) 位於發展項目中的建築物的天台或在天台和最低一層住宅樓層之間的任何一層的、供住客使用的公用花園或遊樂地方(不論是稱為公用空中花園或其他名稱)	sq.ft 平方呎	Not Applicable 不適用	Not Applicable 不適用	Not Applicable 不適用
	sq.m. 平方米	Not Applicable 不適用	Not Applicable 不適用	Not Applicable 不適用
Communal garden or play area for residents' use below the lowest residential floor of a building in the development (whether known as a covered and landscaped play area or otherwise) 位於發展項目中的建築物的最低一層住宅樓層以下的、供住客使用的公用花園或遊樂地方(不論是稱為有蓋及園景的遊樂場或有其他名稱)	sq.ft 平方呎	16,491	Not Applicable 不適用	16,491
	sq.m. 平方米	1,532.012	Not Applicable 不適用	1,532.012

Note: Areas in square feet are converted at a rate of 1 square metre to 10.764 square feet and rounded to the nearest integer.
附註：以平方呎顯示之面積均依據1平方米＝10.764平方呎換算，並四捨五入至整數。

INSPECTION OF PLANS AND DEED OF MUTUAL COVENANT
閱覽圖則及公契

1. A copy of each of the Outline Zoning Plans relating to the Development is available at www.ozp.tpb.gov.hk.

2. A copy of the executed deed of mutual covenant in respect of the specified residential property as at the date on which the specified residential property is offered to be sold is available for inspection free of charge at the place at which the specified residential property is offered to be sold.
1. 備有關於發展項目的每份分區計劃大綱圖的副本供閱覽的網址為 www.ozp.tpb.gov.hk。

2. 指明住宅物業的已簽立的公契的文本在將指明住宅物業提供出售的日期存放於指明住宅物業的售樓處以供免費閱覽。

FITTINGS, FINISHES AND APPLIANCES
裝置、裝修物料及設備

THE LAGUNA Tower 1 to Tower 3, Tower 5 to Tower 12

1. Exterior Finishes	
Item	Description
(a) External Wall	External wall of tower finished with ceramic tiles, artificial granite tile, curtain wall, glass cladding, natural stone cladding, aluminium cladding, aluminium grill and aluminium architectural feature at major facade.
(b) Window	Aluminium window frame finished with fluorocarbon coating. Coloured monolithic glass and coloured insulated glass unit (IGU) for all windows and curtain wall (if provided) in living rooms, dining rooms, living/dining rooms, bedrooms, kitchens, utility and stores. Acid etched glass for window (if provided) in bathrooms and lavatories.
(c) Bay Window	N/A
(d) Planter	N/A
(e) Verandah or Balcony	(i) Balconies are fitted with glass balustrade with aluminium top rail. Wall: ceramic tiles. Ceiling: external paint, and acoustic ceiling (if applicable). Floor: homogeneous tiles. (ii) Balconies are covered. (iii) There is no verandah.
(f) Drying Facilities for Clothing	N/A
2. Interior Finishes	
Item	Description
(a) Lobby Passenger Lift Lobby (B/F) Entrance Lobby (G/F) Public Lift Lobby	Floor finished with natural stone. Wall finished with natural stone, plastic laminated panel, stainless steel panel. Ceiling finished with wood veneered panel. Floor finished with natural stone. Wall finished with natural stone, wood veneered panel, stainless steel panel. Ceiling finished with wood veneered panel, suspended gypsum board ceiling and emulsion paint. Floor finished with reconstituted stone. Wall finished with reconstituted stone and wood veneered panel and stainless steel panel. Ceiling finished with suspended gypsum board ceiling and emulsion paint.
(b) Internal Wall and Ceiling	Living rooms, dining rooms, living/dining rooms and bedrooms walls and ceilings are painted with emulsion paint to exposed surfaces. Partial areas are equipped with suspended gypsum board false ceiling and bulkhead and painted with emulsion paint.
(c) Internal Floor	Living rooms, dining rooms, living/dining rooms and bedrooms finished with oak engineered timber flooring with wood veneer skirting. Reconstituted stone border next to glass sliding door and glass swing door.(The following units excepted) For the following units, internal flooring in living rooms, dining rooms, living/dining rooms and bedrooms finished with homogeneous tiles with wood veneer skirting: - Unit C on 2/F to 19/F of Tower 3 - Unit B and C on 1/F to 19/F, Unit D and E on 2/F to 19/F, Unit G and H on 2/F to 20/F of Tower 5 - Unit B and C on 1/F to 19/F, Unit E, F, G and H on 2/F to 20/F of Tower 6 - Unit D on 2/F to 12/F of Tower 7 - Unit B on 1/F to 12/F, Unit E and F on 2/F to 12/F of Tower 8 - Unit B and C on 1/F to 12/F, Unit F and G on 2/F to 15/F of Tower 9 - Unit C on 2/F to 12/F of Tower 10

2. Interior Finishes	
Item	Description
(d) Bathroom	Wall finished with porcelain tiles on exposed surface and up to false ceiling level. Suspended gypsum board ceiling with emulsion paint. Floor finished with homogeneous tiles on exposed surface. (The following units excepted) For the following units, wall finished with porcelain tiles on exposed surface and up to false ceiling level. Suspended gypsum board ceiling with emulsion paint. Floor finished with porcelain tiles on exposed surface: - Unit C on 2/F to 19/F of Tower 3 - Unit B and C on 1/F to 19/F, Unit D and E on 2/F to 19/F, Unit G and H on 2/F to 20/F of Tower 5 - Unit B and C on 1/F to 19/F, Unit E, F, G and H on 2/F to 20/F of Tower 6 - Unit D on 2/F to 12/F of Tower 7 - Unit B on 1/F to 12/F, Unit E and F on 2/F to 12/F of Tower 8 - Unit B and C on 1/F to 12/F, Unit F and G on 2/F to 15/F of Tower 9 - Unit C on 2/F to 12/F of Tower 10 For the following units, wall finished with ceramic tiles on exposed surface and up to false ceiling level. Suspended gypsum board ceiling with emulsion paint. Master bathroom floor finished with natural stone, bathrooms floor finished with porcelain tiles on exposed surface: - Unit A on 20/F of Tower 1 - Unit A on 20/F of Tower 2 - Unit A and C on 20/F of Tower 3 - Unit A on G/F, Unit A and D on 20/F of Tower 5 - Unit A on G/F, Unit A on 20/F of Tower 6 - Unit A and D on 15/F of Tower 7 - Unit A and E on 15/F of Tower 8 - Unit A on G/F, Unit A and D on 15/F of Tower 9 - Unit A and C on 15/F of Tower 10 - Unit A on 15/F of Tower 11 - Unit A on 15/F of Tower 12
(e) Kitchen	Wall finished with ceramic tiles and glass on exposed surface and up to false ceiling level. Suspended gypsum board ceiling with emulsion paint. Floor finished with homogeneous tiles on exposed surface. Cooking bench finished with solid surface material. (The following units excepted) For the following units, wall finished with porcelain tiles exposed surface and up to false ceiling level. Suspended gypsum board ceiling with emulsion paint. Floor finished with porcelain tiles on exposed surface. Cooking bench finished with solid surface material: - Unit A on 20/F of Tower 1 - Unit A on 20/F of Tower 2 - Unit C on 2/F to 19/F, Unit A and C on 20/F of Tower 3 - Unit A on G/F, Unit B and C on 1/F to 19/F, Unit D and E on 2/F to 19/F, Unit G and H on 2/F to 20/F, Unit A and D on 20/F of Tower 5 - Unit A on G/F, Unit B and C on 1/F to 19/F, Unit E, F, G and H on 2/F to 20/F, Unit A on 20/F of Tower 6 - Unit D on 2/F to 12/F, Unit A and D on 15/F of Tower 7 - Unit B on 1/F to 12/F, Unit E and F on 2/F to 12/F, Unit A and E on 15/F of Tower 8 - Unit A on G/F, Unit B and C on 1/F to 12/F, Unit F and G on 2/F to 15/F, Unit A and D on 15/F of Tower 9 - Unit C on 2/F to 12/F, Unit A and C on 15/F of Tower 10 - Unit A on 15/F of Tower 11 - Unit A on 15/F of Tower 12

Note : No designation of 4/F, 13/F and 14/F

FITTINGS, FINISHES AND APPLIANCES
裝置、裝修物料及設備

THE LAGUNA Tower 1 to Tower 3, Tower 5 to Tower 12

3. Interior Fittings	
Item	Description
(a) Doors	<p>Entrance door: solid core fire rated timber door finished with wood veneer panel, fitted with lockset, eye viewer, concealed door closer, door stopper and security door guard (Except the following units).</p> <p>For the following units, entrance door finished with solid core fire rated timber door finished with wood veneer panel, fitted with lockset, eyeviewer, concealed door closer, door stopper and security door chain:</p> <ul style="list-style-type: none">- Unit A on 20/F of Tower 1- Unit A on 20/F of Tower 2- Unit A and C on 20/F of Tower 3- Unit A on G/F, Unit A and D on 20/F of Tower 5- Unit A on G/F and Unit A on 20/F of Tower 6- Unit A and D on 15/F of Tower 7- Unit A and E on 15/F of Tower 8- Unit A on G/F, Unit A and D on 15/F of Tower 9- Unit A and C on 15/F of Tower 10- Unit A on 15/F of Tower 11- Unit A on 15/F of Tower 12 <p>Bedroom door, Store door and Utility door: hollow core timber door finished with wood veneer panel, fitted with lockset and door stopper.</p> <p>Bathroom door: hollow core timber door finished with wood veneer panel, fitted with lockset and door stopper. Bathroom door fitted with louver (for bathroom without window only).</p> <p>Kitchen door: solid core fire rated timber door finished with wood veneer panel, fitted with lockset, door closer, door stopper and fire-rated vision panel.</p> <p>Garden Door and Store door (at Flat Roof): Metal door fitted with lockset.</p> <p>Door to Flat Roof, Roof, Balcony, Utility Platform and Garden: Glass door with aluminium door frame, fitted with lockset.</p> <p>Lavatory Door: Aluminium sliding folding door, fitted with lockset.</p>
(b) Bathroom	<p>Fitted with solid surface material countertop. Sanitary wares and fittings include vitreous china toilet bowl, vitreous china wash basin, chrome plated basin mixer, enameled steel bathtub 1600(L)x700(W)x420(D)mm), chrome plated bath mixer, chrome plated shower set, chrome plated robe hook, chrome plated towel rail, chrome plated paper holder. Copper water pipes with thermal insulation are used for both cold water and hot water supply. (The following units excepted)</p> <p>For the bathroom 1 of the following units, fitted with solid surface material countertop. Sanitary wares and fittings include vitreous china toilet bowl, vitreous china wash basin, chrome plated basin mixer, shower cubicle, chrome plated shower set, chrome plated robe hook, chrome plated towel rail and chrome plated paper holder. Copper water pipes with thermal insulation are used for both cold water and hot water supply:</p> <ul style="list-style-type: none">- Unit B on 1/F to 19/F of Tower 2- Unit E on 15/F of Tower 8- Unit B on 1/F to 12/F of Tower 11- Unit B on G/F of Tower 12

3. Interior Fittings	
Item	Description
(b) Bathroom	<p>For the master bathroom of the following units, fitted with solid surface material countertop. Sanitary wares and fittings include vitreous china toilet bowl, vitreous china wash basin, chrome plated basin mixer, enamelled steel bathtub (1600(L) x700(W)x420(D)mm), chrome plated bath mixer, shower cubicle, chrome plated shower set, chrome plated robe hook, chrome plated towel rail and chrome plated paper holder. Copper water pipes with thermal insulation are used for both cold water and hot water supply:</p> <ul style="list-style-type: none">- Unit B on G/F of Tower 2- Unit A on G/F of Tower 7- Unit B on G/F of Tower 11 <p>For the master bathroom of the following units, fitted with solid surface material countertop. Sanitary wares and fittings include vitreous china toilet bowl, vitreous china wash basin, chrome plated basin mixer, enamelled steel bathtub (1600(L)x700(W)x420(D)mm), chrome plated bath mixer, chrome plated bath spout, shower cubicle, chrome plated overhead rain shower and shower set, chrome plated robe hook, chrome plated towel rail and chrome plated paper holder. Exhaust fan is provided. Copper water pipes with thermal insulation are used for both cold water and hot water supply:</p> <ul style="list-style-type: none">- Unit A on 20/F of Tower 1- Unit A on 20/F of Tower 2- Unit A on 20/F of Tower 3- Unit A and D on 20/F of Tower 5- Unit A on G/F and Unit A on 20/F of Tower 6- Unit A and D on 15/F of Tower 7- Unit A on 15/F of Tower 8- Unit A on G/F and Unit A on 15/F of Tower 9 <p>For the master bathroom of the following units, fitted with solid surface material countertop. Sanitary wares and fittings include vitreous china toilet bowl, vitreous china wash basin, chrome plated basin mixer, enamelled steel bathtub (1600(L)x700(W)x420(D)mm), chrome plated bath mixer, chrome plated bath spout, chrome plated shower set, chrome plated robe hook, chrome plated towel rail and chrome plated paper holder. Exhaust fan is provided. Copper water pipes with thermal insulation are used for both cold water and hot water supply:</p> <ul style="list-style-type: none">- Unit C on 20/F of Tower 3- Unit A on G/F of Tower 5- Unit E on 15/F of Tower 8- Unit D on 15/F of Tower 9- Unit C on 15/F of Tower 10- Unit A on 15/F of Tower 12 <p>For appliances and their brand names and model numbers, please refer to “Appliances Schedule”.</p>

Note : No designation of 4/F, 13/F and 14/F

FITTINGS, FINISHES AND APPLIANCES
裝置、裝修物料及設備

THE LAGUNA Tower 1 to Tower 3, Tower 5 to Tower 12

3. Interior Fittings	
Item	Description
(c) Kitchen	<p>Fitted with wooden kitchen cabinet of plastic laminated panel, high gloss lacquer panel, melamine faced chipboard and solid surface material countertop, stainless steel sink with chrome plated sink mixer. Exhaust fan is provided. Copper water pipes with thermal insulation are used for both cold water and hot water supply. (The following units excepted)</p> <p>For the following units, fitted with wooden kitchen cabinet of plastic laminated panel, high gloss lacquer panel and solid surface material countertop, stainless steel sink with chrome plated sink mixer. Copper water pipes with thermal insulation are used for both cold water and hot water supply. The fire service installations and equipment including sprinkler head and smoke detector are provided for open kitchen in the following units:</p> <ul style="list-style-type: none">- Unit C on 2/F to 19/F of Tower 3- Unit B and C on 1/F to 19/F, Unit D and E on 2/F to 19/F, Unit G and H on 2/F to 20/F of Tower 5- Unit B and C on 1/F to 19/F, Unit E, F, G and H on 2/F to 20/F of Tower 6- Unit D on 2/F to 12/F of Tower 7- Unit B on 1/F to 12/F, Unit E and F on 2/F to 12/F of Tower 8- Unit B and C on 1/F to 12/F, Unit F and G on 2/F to 15/F of Tower 9- Unit C on 2/F to 12/F of Tower 10 <p>For location and number of connection points of sprinkler head and smoke detector, please refer to “Schedule of Mechanical and Electrical Provisions of Residential Units”.</p> <p>For the following units, fitted with wooden kitchen cabinet of melamine faced chipboard, high gloss lacquer panel and solid surface material countertop, stainless steel sink with chrome plated sink mixer. Exhaust fan is provided. Copper water pipes with thermal insulation are used for both cold water and hot water supply:</p> <ul style="list-style-type: none">- Unit A on 20/F of Tower 1- Unit A on 20/F of Tower 2- Unit A and C on 20/F of Tower 3- Unit A on G/F, Unit A and D on 20/F of Tower 5- Unit A on G/F, Unit A on 20/F of Tower 6- Unit A and D on 15/F of Tower 7- Unit A and E on 15/F of Tower 8- Unit A on G/F, Unit A and D on 15/F of Tower 9- Unit A and C on 15/F of Tower 10- Unit A on 15/F of Tower 11- Unit A on 15/F of Tower 12 <p>For appliances and their brand names and model numbers, please refer to “Appliances Schedule”.</p>

Note : No designation of 4/F, 13/F and 14/F

3. Interior Fittings	
Item	Description
(d) Bedroom	N/A
(e) Telephone	<p>Telephone connection points are installed for living rooms, dining rooms, living/dining room and bedroom.</p> <p>For location and number of connection points, please refer to “Schedule of Mechanical and Electrical Provisions of Residential Units”.</p>
(f) Aerials	<p>TV/FM outlets for local TV/FM radio programs are installed for living rooms, dining rooms, living/dining room and bedroom.</p> <p>For location and number of connection points, please refer to “Schedule of Mechanical and Electrical Provisions of Residential Units”.</p>
(g) Electrical Installations	<p>Concealed conduit wiring for lighting and power points are installed.</p> <p>Single phase electricity supply with miniature circuit breaker distribution board is provided. (The following units excepted)</p> <p>For the following units, three phase electricity supply with miniature circuit breaker distribution board is provided:</p> <ul style="list-style-type: none">- Unit A on 20/F of Tower 1- Unit A on 20/F of Tower 2- Unit C on 2/F to 19/F, Unit A and C on 20/F of Tower 3- Unit A on G/F, Unit B and C on 1/F to 19/F, Unit D and E on 2/F to 19/F, Unit G and H on 2/F to 20/F, Unit A and D on 20/F of Tower 5- Unit A on G/F, Unit B and C on 1/F to 19/F, Unit E, F, G and H on 2/F to 20/F, Unit A on 20/F of Tower 6- Unit D on 2/F to 12/F, Unit A and D on 15/F of Tower 7- Unit B on 1/F to 12/F, Unit E and F on 2/F to 12/F, Unit A and E on 15/F of Tower 8- Unit A on G/F, Unit B and C on 1/F to 12/F, Unit F and G on 2/F to 15/F, Unit A and D on 15/F of Tower 9- Unit C on 2/F to 12/F, Unit A and C on 15/F of Tower 10- Unit A on 15/F of Tower 11- Unit A on 15/F of Tower 12 <p>For location and number of power points and air-conditioner points, please refer to “Schedule of Mechanical and Electrical Provisions of Residential Units”.</p>
(h) Gas Supply	<p>Towngas supply pipes are provided and connected to gas cooking hob and gas water heater. (The followings units excepted.)</p> <p>For the following units, no towngas supply is provided:</p> <ul style="list-style-type: none">- Unit C on 2/F to 19/F of Tower 3- Unit B and C on 1/F to 19/F, Unit D and E on 2/F to 19/F, Unit G and H on 2/F to 20/F of Tower 5- Unit B and C on 1/F to 19/F, Unit E, F, G and H on 2/F to 20/F of Tower 6- Unit D on 2/F to 12/F of Tower 7- Unit B on 1/F to 12/F, Unit E and F on 2/F to 12/F of Tower 8- Unit B and C on 1/F to 12/F, Unit F and G on 2/F to 15/F of Tower 9- Unit C on 2/F to 12/F of Tower 10 <p>For the location of towngas supply point, please refer to “Schedule of Mechanical and Electrical Provisions of Residential Units”.</p>

FITTINGS, FINISHES AND APPLIANCES
裝置、裝修物料及設備

THE LAGUNA Tower 1 to Tower 3, Tower 5 to Tower 12

3. Interior Fittings	
Item	Description
(i) Washing Machine Connection Point	Water point of a design of 15mm in diameter and drain point of a design of 40mm in diameter for washing machine are located in kitchens. For location of connection points for washing machine, please refer to “Schedule of Mechanical and Electrical Provisions of Residential Units”.
(j) Water Supply	Copper water pipes with thermal insulation are used for both cold water and hot water supply. Copper water pipes are concealed in non-structural wall and enclosed in false ceilings, bulkheads and cabinets. Hot water supply to kitchen and bathroom is provided by gas water heater. (The following units excepted) For the following units, hot water supply to kitchen and bathroom are provided by electric water heater: - Unit C on 2/F to 19/F of Tower 3 - Unit B and C on 1/F to 19/F, Unit D and E on 2/F to 19/F, Unit G and H on 2/F to 20/F of Tower 5 - Unit B and C on 1/F to 19/F, Unit E, F, G and H on 2/F to 20/F of Tower 6 - Unit D on 2/F to 12/F of Tower 7 - Unit B on 1/F to 12/F, Unit E and F on 2/F to 12/F of Tower 8 - Unit B and C on 1/F to 12/F, Unit F and G on 2/F to 15/F of Tower 9 - Unit C on 2/F to 12/F of Tower 10 For the following units, hot water supply to kitchen and bathroom are provided by gas and electric water heater: - Unit A on 20/F of Tower 5 - Unit A on G/F, Unit A on 20/F of Tower 6 - Unit A and D on 15/F of Tower 7 - Unit E on 15/F of Tower 8 - Unit A on G/F, Unit A and D on 15/F of Tower 9 For location of gas and electrical water heaters, please refer to “Schedule of Mechanical and Electrical Provisions of Residential Units”.

4. Miscellaneous	
Item	Description
(a) Lifts	Residential Tower Lifts: Two “Mitsubishi” lifts (model no. Nexway-S) are provided for each tower serving B/F to 20/F for Tower 1 to Tower 6 and B/F to 15/F for Tower 7 to Tower 12.
(b) Letter Box	Stainless steel letter box is provided for each residential unit at G/F entrance lobby of each tower.
(c) Refuse Collection	Refuse storage and material recovery room is provided in the common area on each residential floor of towers. Refuse will be centrally handled in refuse storage and material recovery chamber on B/F.

Note : No designation of 4/F, 13/F and 14/F

4. Miscellaneous	
Item	Description
(d) Water Meter, Electricity Meter and Gas Meter	Separate water meter for individual residential unit is provided at water meters cabinet at residential floor of towers. Separate electricity meter for individual residential unit is provided at electrical meter cabinet and electrical meter room at residential floor of towers. Separate gas meter for individual residential unit is provided in the kitchen of individual residential unit. (The following units excepted) For the following units, gas meter is provided on the roof floor: - Unit A on 20/F of Tower 1 and Tower 3 - Unit D on 20/F of Tower 5 - Unit A on 15/F of Tower 7, Tower 9 and Tower 10 - Unit E on 15/F of Tower 8 For the following units, no gas meter is provided: - Unit C on 2/F to 19/F of Tower 3 - Unit B and C on 1/F to 19/F, Unit D and E on 2/F to 19/F, Unit G and H on 2/F to 20/F of Tower 5 - Unit B and C on 1/F to 19/F, Unit E, F, G and H on 2/F to 20/F of Tower 6 - Unit D on 2/F to 12/F of Tower 7 - Unit B on 1/F to 12/F, Unit E and F on 2/F to 12/F of Tower 8 - Unit B and C on 1/F to 12/F, Unit F and G on 2/F to 15/F of Tower 9 - Unit C on 2/F to 12/F of Tower 10

5. Security Facilities
CCTV cameras are provided at passenger lift lobby (B/F), entrance lobby (G/F), car park, driveway and lift cars. Video door phone with panic alarm button is provided at the living rooms, dining rooms and living/dining room for each residential unit. Proximity card access system is provided at passenger lift lobby (B/F) and entrance lobby (G/F). For location of glass break sensors, door/window contacts, Passive Infrared Sensor (PIR sensors), visitor panel and video door phone with panic alarm button, please refer to “Schedule of Mechanical and Electrical Provisions of Residential Units”.

6. Appliances
For provision and brand name of appliances, please refer to the “Appliance Schedule”.

The vendor undertakes that if lifts or appliances of the specified brand name or model number are not installed, lifts or appliances of comparable quality will be installed.

FITTINGS, FINISHES AND APPLIANCES
裝置、裝修物料及設備

THE TERRACE Tower 1 to Tower 3, Tower 5 to Tower 10

1. Exterior Finishes	
Item	Description
(a) External Wall	External wall of tower finished with ceramic tiles, artifical granite tile, curtain wall, natural stone cladding, aluminium cladding, aluminium grill and aluminium architectural feature at major facade.
(b) Window	Aluminium window frame finished with fluorocarbon coating. Coloured monolithic glass and coloured insulated glass unit (IGU) for all windows and curtain wall (if provided) in living rooms, dining rooms, bedrooms and utilities. (The following units excepted) For the following units, acid etched glass for window in dining rooms. - Unit A and B on 2/F of Tower 1 and Tower 2 - Unit A and B on 1/F of Tower 3, Tower 5 to Tower 10 Acid etched glass for window (if provided) in bathrooms and lavatories.
(c) Bay Window	N/A
(d) Planter	N/A
(e) Verandah or Balcony	(i) Balconies are fitted with glass balustrade with aluminium top rail. Wall: ceramic tiles. Ceiling: external paint. Floor: homogeneous tiles. (ii) Balconies are covered. (iii) There is no verandah.
(f) Drying Facilities for Clothing	N/A

2. Interior Finishes	
Item	Description
(a) Lobby	
Passenger Lift Lobby (B/F)	Floor finished with natural stone. Wall finished with natural stone, plastic laminated panel, stainless steel panel. Ceiling finished with plastic laminated panel.
Entrance Lobby (1/F for Tower 1 and Tower 2, G/F for Tower 3, Tower 5 to Tower 10)	Floor finished with natural stone. Wall finished with natural stone, wood veneered panel, aluminium and stainless steel panel. Ceiling finished with wood veneered panel, aluminium and stainless steel panel.
Private Lift Lobby	Floor finished with reconstituted stone. Wall finished with porcelain tiles, wood veneered panel, plastic laminated panel and stainless steel panel. Ceiling finished with suspended gypsum board ceiling and emulsion paint. (The following units excepted) For the following units, floor finished with natural stone. Wall finished with wood veneered panel, stainless steel panel and natural stone. Ceiling finished with suspended gypsum board ceiling and emulsion paint: - Unit B on 1/F of Tower 1 - Unit A on 1/F of Tower 2 - Unit B on G/F of Tower 3 - Unit A on G/F of Tower 5 to Tower 10
Passenger Lift Lobby	Floor finished with homogeneous tiles. Wall finished with ceramic tiles. Ceiling finished with suspended gypsum board ceiling and emulsion paint.

2. Interior Finishes	
Item	Description
(b) Internal Wall and Ceiling	Living rooms, dining rooms and bedrooms walls and ceiling are painted with emulsion paint to exposed surfaces (Except Unit B on G/F of Tower 9). For Unit B on G/F of Tower 9, living room, dining room and bedroom walls are finished with wood veneer, mirror and wall papers. All ceilings are painted with emulsion paint to exposed surfaces. Partial areas are equipped with suspended gypsum board false ceiling and bulkhead and painted with emulsion paint.
(c) Internal Floor	Living rooms, dining rooms and bedrooms finished with oak engineered timber flooring with wood veneer skirting. Reconstituted stone border (Except Unit B on G/F of Tower 9) next to glass sliding door and glass swing door. For Unit B on G/F of Tower 9, natural stone border next to glass sliding door and glass swing door.
(d) Bathroom	Wall finished with ceramic tiles on exposed surface and up to false ceiling level. Suspended gypsum board ceiling with emulsion paint. Floor finished with porcelain tiles on exposed surface. (The following units excepted) For the master bathroom of the following units, wall finished with ceramic tiles on exposed surface and up to false ceiling level. Suspended gypsum board ceiling with emulsion paint. Floor finished with natural stone on exposed surface. - Unit A and B on 7/F of Tower 1 - Unit A and B on 7/F of Tower 2 - Unit A and B on 7/F of Tower 3 - Unit A and B on 7/F of Tower 5 - Unit A on 7/F of Tower 6 - Unit A on 7/F of Tower 7 - Unit A on 7/F of Tower 8 - Unit A on 7/F of Tower 9 - Unit A on 7/F of Tower 10
(e) Kitchen	Wall finished with ceramic tiles on exposed surface and up to false ceiling level. Suspended gypsum board ceiling with emulsion paint. Floor finished with porcelain tiles on exposed surface. Cooking bench finished with solid surface material. (The following units excepted) For the following units, wall finished with reconstituted stone up to false ceiling level. Suspended gypsum board ceiling with emulsion paint. Floor finished with natural stone on exposed surface. Cooking bench finished with reconstituted stone: - Unit A on 7/F of Tower 6 - Unit A on 7/F of Tower 7 - Unit A on 7/F of Tower 8 - Unit A on 7/F of Tower 9 - Unit A on 7/F of Tower 10

3. Interior Fittings	
Item	Description
(a) Doors	Entrance door: solid core fire rated timber door finished with wood veneer panel, fitted with lockset, eye viewer, concealed door closer, door stopper and security door chain. Bedroom door and Utility door: hollow core timber door finished with wood veneer panel, fitted with lockset and door stopper. Bathroom door: hollow core timber door finished with wood veneer panel, fitted with lockset and door stopper. Bathroom door fitted with louver (for bathroom without window only). Kitchen door: solid core fire rated timber door finished with wood veneer panel, fitted with lockset, door closer, door stopper and fire-rated vision panel. Garden Door: metal door fitted with lockset. Doors to Flat Roof, Roof, Balcony, Utility Platform and Garden: glass door with aluminium door frame, fitted with lockset.

FITTINGS, FINISHES AND APPLIANCES
裝置、裝修物料及設備

THE TERRACE Tower 1 to Tower 3, Tower 5 to Tower 10

3. Interior Fittings	
Item	Description
(a) Doors	Lavatory door: aluminium sliding folding door, fitted with lockset. Door between Private lift lobby and Public Lift Lobby: solid core fire rated timber door finished with plastic laminate, fitted with lockset, eye viewer, door closer, door stopper and security door chain. Door between Kitchen and Public Lift Lobby: solid core fire rated timber door finished with wood veneer panel, fitted with lockset, eye viewer, door closer, door stopper and security door guard.
(b) Bathroom	Master bathroom: Fitted with solid surface material countertop. Sanitary wares and fittings include vitreous china toilet bowl, vitreous china wash basin, chrome plated basin mixer, enamelled steel bathtub (1600(L)x700(W)x420(D)mm), chrome plated bath mixer, chrome plated bath spout, shower cubicle, chrome plated overhead rain shower and shower set, chrome plated robe hook, chrome plated towel rail and chrome plated paper holder. Exhaust fan is provided. Copper water pipes with thermal insulation are used for both cold water and hot water supply. Bathroom 1 and Bathroom 2: Fitted with solid surface material countertop. Sanitary wares and fittings include vitreous china toilet bowl, vitreous china wash basin, chrome plated basin mixer, enamelled steel bathtub (1600(L)x700(W)x420(D) mm), chrome plated bath mixer, chrome plated shower set, chrome plated robe hook, chrome plated towel rail and chrome plated paper holder. Exhaust fan is provided. Copper water pipes with thermal insulation are used for both cold water and hot water supply. For appliances and their brand names and model numbers, please refer to “Appliances Schedule”.
(c) Kitchen	Fitted with wooden kitchen cabinet of plastic laminated panel, high gloss lacquer panel and solid surface material countertop, stainless steel sink with chrome plated sink mixer. Exhaust fan and air-conditioning unit are provided. Copper water pipes with thermal insulation are used for both cold water and hot water supply.(The following unit excepted) For the following units, fitted with wooden kitchen cabinet of melamine faced chipboard, high gloss lacquer panel and solid surface material countertop, stainless steel sink with chrome plated sink mixer. Exhaust fan and air-conditioning unit are provided. Copper water pipes with thermal insulation are used for both cold water and hot water supply: - Unit A and B on 7/F of Tower 1 - Unit A and B on 7/F of Tower 2 - Unit A and B on 7/F of Tower 3 - Unit A and B on 7/F of Tower 5

3. Interior Fittings	
Item	Description
(c) Kitchen	For the following units, fitted with wooden kitchen cabinet of melamine faced chipboard, wood veneer panel, high gloss lacquer panel and reconstituted stone countertop, stainless steel sink with chrome plated sink mixer. Exhaust fan and air-conditioning unit are provided. Copper water pipes with thermal insulation are used for both cold water and hot water supply: - Unit A on 7/F of Tower 6 - Unit A on 7/F of Tower 7 - Unit A on 7/F of Tower 8 - Unit A on 7/F of Tower 9 - Unit A on 7/F of Tower 10 For appliances and their brand names and model numbers, please refer to “Appliances Schedule”.
(d) Bedroom	N/A
(e) Telephone	Telephone connection points are installed for living rooms, dining rooms and bedroom. For location and number of connection points, please refer to “Schedule of Mechanical and Electrical Provisions of Residential Units”.
(f) Aerials	TV/FM outlets for local TV/FM radio programs are installed for living rooms, dining rooms and bedroom. TV/FM outlets for local TV/FM radio programs are installed for living/dining room and bedroom.
(g) Electrical Installations	Concealed conduit wiring for lighting and power points are installed. Three phase electricity supply with miniature circuit breaker distribution board is provided. For location and number of power points and air-conditioner points, please refer to “Schedule of Mechanical and Electrical Provisions of Residential Units”.
(h) Gas Supply	Towngas supply pipes are provided and connected to gas cooking hob and gas water heaters. For the location of towngas supply point, please refer to “Schedule of Mechanical and Electrical Provisions of Residential Units”.
(i) Washing Machine Connection Point	Water point of a design of 15mm in diameter and drain point of a design of 40mm in diameter for washing machine in kitchens. (The following units excepted) For the following units, water point of a design of 15mm in diameter and drain point of a design of 40mm in diameter for washing machine are located in utilities: - Unit A on 7/F of Tower 6 - Unit A on 7/F of Tower 7 - Unit A on 7/F of Tower 8 - Unit A on 7/F of Tower 9 - Unit A on 7/F of Tower 10 For location of connection points for washing machine, please refer to”Schedule of Mechanical and Electrical Provisions of Residential Units”.
(j) Water Supply	Copper water pipes with thermal insulation are used for both cold water and hot water supply . Copper water pipes are concealed in non-structural wall and enclosed in false ceilings, bulkheads and cabinets. Hot water supply to kitchen and bathroom is provided by gas water heaters. For location of water heaters, please refer to “Schedule of Mechanical and Electrical Provisions of Residential Units”.

FITTINGS, FINISHES AND APPLIANCES
裝置、裝修物料及設備

THE TERRACE Tower 1 to Tower 3, Tower 5 to Tower 10

4. Miscellaneous	
Item	Description
(a) Lifts	Residential Tower Lifts: Two “Mitsubishi” lift (model no. Nexway-S and Nexiez-MR) are provided for each tower serving B/F to 7/F (No designation of 4/F).
(b) Letter Box	Stainless steel letter box is provided for each residential unit at the entrance lobby of each tower.
(c) Refuse Collection	Refuse storage and material recovery room is provided in the common area on each residential floor of towers. Refuse will be centrally handled in refuse storage and material recovery chamber on B/F.
(d) Water Meter, Electricity Meter and Gas Meter	Separate water meter for individual residential unit is provided in water meter cabinet at B/F of towers. Separate electricity meter for individual residential unit is provided at electric meter cabinet and electric meter room at residential floor of towers. Separate gas meter for individual residential unit is provided in A/C plant room of each residential unit. (The following unit excepted) For the following units, separate gas meter is provided in kitchen of individual residential unit: - Unit A and B on G/F, 1/F and 2/F of Tower 1 - Unit A and B on G/F, 1/F and 2/F of Tower 2 - Unit A and B on G/F and 1/F of Tower 3 - Unit A and B on G/F and 1/F of Tower 5 - Unit A and B on G/F and 1/F of Tower 6 - Unit A and B on G/F and 1/F of Tower 7 - Unit A and B on G/F and 1/F of Tower 8 - Unit A and B on G/F and 1/F of Tower 9 - Unit A and B on G/F and 1/F of Tower 10

5. Security Facilities
CCTV cameras are provided at passenger lift lobby (B/F), entrance lobby (1/F for Tower 1 and Tower 2, G/F for Tower 3, Tower 5 to Tower 10), car park, driveway and lift cars. Video door phone with panic alarm button is provided for each residential unit. Proximity card access system is provided at passenger lift lobby (B/F) and entrance lobby (1/F for Tower 1 and Tower 2, G/F for Tower 3, Tower 5 to Tower 10). For the following units, glass break sensors, door/window contacts and Passive Infrared Sensor (PIR sensors) are provided: - Unit A and B on G/F of Tower 1 - Unit A and B on G/F of Tower 2 - Unit A and B on G/F of Tower 3 - Unit A and B on G/F of Tower 5 - Unit A and B on G/F of Tower 6 - Unit A and B on G/F of Tower 7 - Unit A and B on G/F of Tower 8 - Unit A and B on G/F of Tower 9 - Unit A and B on G/F of Tower 10 For the following units, Passive Infrared Sensor (PIR sensors) are provided: - Unit A and B on 1/F of Tower 1 - Unit A and B on 1/F of Tower 2 For location of glass break sensors, door/window contacts, Passive Infrared Sensor (PIR sensors), visitor panel and video door phone with panic alarm button, please refer to “Schedule of Mechanical and Electrical Provisions of Residential Units”.

6. Appliances
For provision and brand name of appliances, please refer to the “Appliance Schedule”.

The vendor undertakes that if lifts or appliances of the specified brand name or model number are not installed, lifts or appliances of comparable quality will be installed.

THE TERRACE House H1-H3, H5-H10
THE HIGHLAND House H1-H3, H5-H12, H15-H23, H25-H33, H35-H39

1. Exterior Finishes	
Item	Description
(a) External Wall	Finished with tiles, aluminium cladding, aluminium grille, aluminium architectural feature, glass cladding and natural stone cladding.
(b) Window	Aluminium window frame finished with fluorocarbon coating. The Terrace Houses: Coloured monolithic glass and coloured insulated glass unit (IGU) for windows (if provided) in living rooms, dining rooms, bedrooms and kitchens. The Highland Houses: Coloured monolithic glass for all windows (if provided) in living rooms, dining rooms, bedrooms, kitchens and family room (if provided). Acid etched tinted glass for window (if provided) in bathrooms and lavatories.
(c) Bay Window	N/A
(d) Planter	Finished with homogeneous tiles.
(e) Verandah or Balcony	(i) Balconies are fitted with glass balustrade with aluminium top rail. Floor: porcelain tiles. Ceiling: aluminium cladding. (ii) Balconies are covered. (iii) There is no verandah.
(f) Drying Facilities for Clothing	N/A

2. Interior Finishes	
Item	Description
(a) Lobby Shuttle lift lobby (LG1/F - LG2/F, The Highland)	Floor are finished with natural stone. Wall are finished with natural stone, stainless steel panel and wood veneer panel. Ceiling finished with wood veneered panel.
(b) Internal Wall and Ceiling	Living rooms, dining rooms and bedrooms walls and ceilings are painted with emulsion paint on exposed surfaces. (The following unit excepted) House H5, The Terrace: Walls of living room and dining room are finished with wood veneer panel, wall paper and emulsion paint on exposed surfaces. Walls of Master Bedroom are finished with wood veneer panel, natural stone and wall paper on exposed surfaces. Walls of Bedroom 1, Bedroom 2 and Bedroom 3 are finished with wall paper and emulsion paint on exposed surfaces. All ceilings are painted with emulsion paint on exposed surfaces. House H17, The Highland: Walls of living room and dining room are finished with wood veneer panel, natural stone, glass panel, wall paper and emulsion paint on exposed surfaces. Walls of Master Bedroom, Bedroom 1 and Bedroom 2 are finished with wood veneer panel, mirror panel and wall paper on exposed surfaces. Walls of Family Room and Bedroom 3 are finished with mirror panel and wall paper on exposed surfaces. All ceilings are painted with emulsion paint on exposed surfaces. House H29, The Highland: Walls of living room and dining room are finished with wood panel, mirror panel, vinyl panel and wall paper on exposed surfaces. Walls of Master Bedroom are finished with wood panel and wall paper on exposed surfaces. Walls of Bedroom 1 are finished with stainless steel panel, vinyl panel and wall paper on exposed surfaces. Walls of Bedroom 2 are finished with wood panel, mirror panel and wall paper on exposed surfaces. All ceilings are painted with emulsion paint on exposed surfaces. Partial areas are equipped with suspended gypsum board false ceiling and bulkhead and painted with emulsion paint.
(c) Internal Floor	Living rooms, dining rooms and bedrooms are finished with oak engineered timber flooring with wood veneer skirting. Reconstituted stone next to glass sliding door and glass swing door. (The following unit excepted)

FITTINGS, FINISHES AND APPLIANCES
裝置、裝修物料及設備

THE TERRACE House H1-H3, H5-H10
THE HIGHLAND House H1-H3, H5-H12, H15-H23, H25-H33, H35-H39

2. Interior Finishes	
Item	Description
(c) Internal Floor	<p>House H5, The Terrace: Living room and dining room are finished with natural stone flooring with wood veneer skirting. Bedrooms are finished with oak engineered timber flooring with wood veneer skirting. Natural stone next to glass sliding door and glass swing door.</p> <p>House H17, The Highland: Living room, dining room and staircase are finished with natural stone flooring with wood veneer skirting and metal skirting. Bedrooms are finished with oak engineered timber flooring with wood veneer skirting. Natural stone next to glass sliding door and glass swing door at living room.</p> <p>House H29, The Highland: Living room and dining room are finished with natural stone flooring with wood veneer skirting and metal skirting. Staircases are finished with natural stone, oak engineered timber panel and stainless steel panel. Bedrooms are finished with oak engineered timber flooring with wood veneer skirting. Natural stone next to glass sliding door and glass swing door.</p>
(d) Bathroom	Wall finished with natural stone and ceramic tiles on exposed surface and up to false ceiling level. Suspended gypsum board ceiling with emulsion paint. Floor finished with natural stone on exposed surface.
(e) Kitchen	Wall finished with reconstituted stone and ceramic tiles on exposed surface and up to false ceiling level. Suspended gypsum board ceiling with emulsion paint. Floor finished with natural stone on exposed surface. Cooking bench finished with reconstituted stone.

3. Interior Fittings	
Item	Description
(a) Doors	<p>Entrance door: Inner door - Timber veneered solid core timber door, fitted with lockset, eye viewer, concealed door closer, security door chain and door stopper. Outer door - Glass door with aluminium frame is provided, fitted with handle and lockset.</p> <p>Bedroom door and doors leading to both bedroom 3 and bathroom 3: Timber veneered hollow core timber door, fitted with lockset and door stopper.</p> <p>Bathroom door and powder room door: Timber veneered hollow core timber door, fitted with lockset and door stopper. Bathroom door and powder room door are fitted with louver (for bathroom and powder room without window only. The above except the bathroom door of Bathroom 2 of House H1-H17, H21-H22, The Highland and the bathroom door of Bathroom 3 of House H18-H20, The Highland).</p> <p>Kitchen door: Timber veneered solid core fire rated timber door, fitted with lockset, door closer, door stopper and fire-rated vision panel.</p> <p>Store door and utility door : Timber veneered hollow core timber door, fitted with lockset and door stopper.</p> <p>Lavatory door: Aluminium sliding folding door, fitted with lockset.</p> <p>Internal staircase door (LG1/F, The Highland and B/F, The Terrace): Timber veneered solid core fire rated timber door, fitted with lockset, door closer and door stopper.</p> <p>Carpark door (LG1/F, The Highland and B/F, The Terrace): Plastic laminated finish solid core fire rated timber door, fitted with lockset, eye viewer, concealed door closer, security door guard and door stopper.</p> <p>Doors to Flat Roof, Roof, Balcony, Utility Platform and Garden: Glass door with aluminium door frame, fitted with lockset.</p> <p>A/C plant room door: Plastic laminated finish solid core fire rated timber door, fitted with lockset and door stopper.</p> <p>Door to Pipe duct (LG1/F, The Highland): Tile door with Galvanised Mild Steel angle frame support fitted with lockset.</p> <p>Garden Door: Metal door fitted with lockset.</p>

3. Interior Fittings	
Item	Description
(b) Bathroom	<p>Master bathroom: fitted with natural stone countertop and sanitary wares and fittings include vitreous china toilet bowl, vitreous china wash basin, chrome plated basin mixer, enamelled steel bathtub (1800(L)x800(W)x420(D)mm)(Except House H29, The Highland), chrome plated bath mixer, chrome plated bath spout, shower cubicle, chrome plated overhead rain shower and shower set, chrome plated robe hook, chrome plated towel rail and chrome plated paper holder. Exhaust fan is provided. Copper water pipes with thermal insulation are used for both cold water and hot water supply. The above except Master Bathroom of House H29, The Highland.</p> <p>Master Bathroom of House H29, The Highland: fitted with natural stone countertop and sanitary wares and fittings include vitreous china toilet bowl, vitreous china wash basin, chrome plated basin mixer, solid surface bathtub (1570(L) x740(W)x500(D)mm), chrome plated bath mixer, chrome plated bath spout, shower cubicle, chrome plated overhead rain shower and shower set, chrome plated robe hook, chrome plated towel rail and chrome plated paper holder. Exhaust fan is provided. Copper water pipes with thermal insulation are used for both cold water and hot water supply.</p> <p>Bathroom 1, Bathroom 2 and Bathroom 3: fitted with natural stone countertop and sanitary wares and fittings include vitreous china toilet bowl, vitreous china wash basin, chrome plated basin mixer, enamelled steel bathtub (1600(L)x700(W) x420(D)mm), chrome plated bath mixer, chrome plated shower set, chrome plated robe hook, chrome plated towel rail and chrome plated paper holder. The above except Bathroom 3 of House H3, The Terrace. Bathroom 3 of House H3, The Terrace: fitted with natural stone countertop and sanitary wares and fittings include vitreous china toilet bowl, vitreous china wash basin, chrome plated basin mixer, shower cubicle, chrome plated shower set, chrome plated robe hook, chrome plated towel rail and chrome plated paper holder. Exhaust fan is provided. Copper water pipes with thermal insulation are used for both cold water and hot water supply.</p> <p>For appliances and their brand names and model numbers, please refer to “Appliances Schedule”.</p>

FITTINGS, FINISHES AND APPLIANCES
裝置、裝修物料及設備

THE TERRACE House H1-H3, H5-H10
THE HIGHLAND House H1-H3, H5-H12, H15-H23, H25-H33, H35-H39

3. Interior Fittings	
Item	Description
(c) Kitchen	<p>Fitted with wooden kitchen cabinet of high gloss lacquer panel, timber veneer panel and reconstituted stone countertop, stainless steel sink with chrome plated sink mixer. Exhaust fan and air-conditioning unit are provided. Copper water pipes with thermal insulation are used for both cold water and hot water supply. The above except House H29, The Highland.</p> <p>House H29, The Highland: fitted with wooden kitchen cabinet of high gloss acrylic panel, imitated timber panel and reconstituted stone countertop, stainless steel sink with chrome plated sink mixer. Exhaust fan and air-conditioning unit are provided. Copper water pipes with thermal insulation are used for both cold water and hot water supply.</p> <p>For appliances and their brand names and model numbers, please refer to “Appliances Schedule”.</p>
(d) Bedroom	N/A
(e) Telephone	<p>Telephone connection points are installed for living rooms, dining rooms, bedroom and family room.</p> <p>For location and number of connection points, please refer to “Schedule of Mechanical and Electrical Provisions of Residential Units”.</p>
(f) Aerials	<p>TV/FM outlets for local TV/FM radio programs are installed for living rooms, dining rooms, bedroom and family room.</p> <p>For location and number of connection points, please refer to “Schedule of Mechanical and Electrical Provisions of Residential Units”.</p>
(g) Electrical Installations	<p>Concealed conduit wiring for lighting and power points are installed. Three phase electricity supply with miniature circuit breaker distribution board is provided.</p> <p>For location and number of power points and air-conditioner points, please refer to “Schedule of Mechanical and Electrical Provisions of Residential Units”.</p>
(h) Gas Supply	<p>Towngas supply pipes are provided and connected to gas cooking hob and gas water heater.</p> <p>For the location of towngas supply point, please refer to “Schedule of Mechanical and Electrical Provisions of Residential Units”.</p>
(i) Washing Machine Connection Point	<p>Water point of a design of 15mm diameter and drain point of a design of 40mm in diameter for washing machine in utilities.</p> <p>For location of connection points for washing machine, please refer to “Schedule of Mechanical and Electrical Provisions of Residential Units”.</p>
(j) Water Supply	<p>Copper water pipes with thermal insulation are used for both cold water and hot water supply. Copper water pipes are concealed in walls and enclosed in false ceilings and bulkheads and cabinets. Hot water supply to kitchen and bathroom is provided by gas water heaters.</p> <p>For the following Houses, hot water supply to Lavatory is provided by electric water heater:</p> <p>The Terrace: House H1 to House H3, House H5 to House H10</p> <p>The Highland: House H18 to House H20.</p> <p>For the following Houses, hot water supply to Bathroom 3 and Lavatory is provided by electric water heater:</p> <p>The Highland: House H1 to House H3, House H5 to House H12, House H15 to House H17 and House H21 to House H22.</p> <p>For location of water heaters, please refer to “Schedule of Mechanical and Electrical Provisions of Residential Units”.</p>

4. Miscellaneous	
Item	Description
(a) Lifts	N/A
(b) Letter Box	Stainless steel letter box is provided for each house.
(c) Refuse Collection	Refuse will be collected from each house and centrally handled at the refuse storage and material recovery chamber on LG1/F (The Highland) and B/F (The Terrace).
(d) Water Meter, Electricity Meter and Gas Meter	<p>The Terrace: Separate water meter for each house is provided in the water meter cabinet on B/F.</p> <p>The Highland: Separate water meter for each house is provided in the water meter cabinet on LG1/F.</p> <p>The Terrace: Separate electricity meter for each house is provided in the switch room on B/F.</p> <p>For the following Houses, separate electricity meter for each house is provided in the electrical meter cabinet and electrical meter room on LG2/F:</p> <p>The Highland: House H1 to House H3, House H5 to H10, House H35 to House H39</p> <p>For the following Houses, separate electricity meter for each house is provided in the electrical meter cabinet and electrical meter room on LG1/F:</p> <p>The Highland: House H11 to House H12, House H15 to H19, House H27 to House H33</p> <p>For the following Houses, separate electricity meter for each house is provided in the main switch room:</p> <p>The Highland: House H20 to House H23, House H25 to H26</p> <p>Separate gas meter for each house is provided inside carpark area of each house.</p>

5. Security Facilities
<p>The Terrace: CCTV cameras are provided at the main entrance of the Development, carpark, driveway and G/F common landscape area. Glass break sensors, door/window contacts, Passive Infrared Sensor (PIR sensors), visitor panel and video door phone with panic alarm button are provided in each house.</p> <p>The Highland: CCTV cameras are provided at the main entrance, carpark area, lift car, driveway and G/F common landscape area. Glass break sensors, door/window contacts, Passive Infrared Sensor (PIR sensors), visitor panel and video door phone with panic alarm button are provided in each house.</p> <p>For location of glass break sensors, door/window contacts, Passive Infrared Sensor (PIR sensors), visitor panel and video door phone with panic alarm button, please refer to “Schedule of Mechanical and Electrical Provisions of Residential Units”.</p>

6. Appliances
For provision and brand name of appliances, please refer to the “Appliance Schedule”.

The vendor undertakes that if lifts or appliances of the specified brand name or model number are not installed, lifts or appliances of comparable quality will be installed.

FITTINGS, FINISHES AND APPLIANCES

裝置、裝修物料及設備

滿庭 第一座至第三座、第五座至第十二座

1. 外部裝修物料	
細項	描述
(a) 外牆	大廈外牆鋪砌瓷磚、仿石磚、幕牆、玻璃飾面、天然石飾面、鋁金屬飾面、鋁質格柵及鋁質建築裝飾。
(b) 窗	採用氟碳噴塗鋁質窗框。 客廳、飯廳、客/飯廳、睡房、廚房、工作間及儲物室的窗及幕牆(如有)採用有色單片玻璃及有色中空玻璃。 藥水砂玻璃安裝於浴室窗(如有)及洗手間窗(如有)。
(c) 窗台	不適用。
(d) 花槽	不適用。
(e) 陽台或露台	(i) 露台配設玻璃圍欄並裝設鋁質扶手。 牆身鋪砌瓷磚。 天花髹外牆漆及吸音天花(如有)。 地台鋪砌瓷磚。 (ii) 露台設有蓋。 (iii) 不設陽台。
(f) 乾衣設施	不適用。

2. 室內裝修物料	
細項	描述
(a) 大堂	
地庫住客升降機大堂	地台鋪砌天然石；牆身鋪砌天然石、膠板裝飾面板及不銹鋼面板；天花裝設木紋裝飾面板。
地下住宅入口大堂	地台鋪砌天然石；牆身鋪砌天然石、木紋裝飾面板、及不銹鋼面板；天花裝設木飾面板、石膏板假天花及髹乳膠漆。
公共升降機大堂	地台鋪砌人造合成石；牆身鋪砌人造合成石、木紋裝飾面板、及不銹鋼面板；天花裝設石膏板假天花及髹乳膠漆。
(b) 內牆及天花板	客廳、飯廳、客/飯廳及睡房外露表面髹乳膠漆。 部分天花位置裝設石膏板假天花、假陣及髹乳膠漆。
(c) 內部地板	客廳、飯廳、客/飯廳及睡房地台鋪砌橡木複合地板配木材飾面腳線，另鋪砌人造合成石於近玻璃趟門及玻璃掩門位置。(以下單位除外) 以下單位客廳、飯廳、客/飯廳及睡房地台鋪砌瓷磚配木材飾面腳線： - 第三座2至19樓之C單位 - 第五座1至19樓之B及C單位、2至19樓之D及E單位、2至20樓之G及H單位 - 第六座1至19樓之B及C單位、2至20樓之E、F、G及H單位 - 第七座2至12樓之D單位 - 第八座1至12樓之B單位、2至12樓之E及F單位 - 第九座1至12樓之B及C單位、2至15樓之F及G單位 - 第十座2至12樓之C單位

2. 室內裝修物料	
細項	描述
(d) 浴室	牆身外露部份至假天花鋪砌瓷磚(porcelain tiles)；天花裝設石膏板假天花及髹乳膠漆；地台外露部份鋪砌瓷磚(homogeneous tiles)。(以下單位除外) 以下單位牆身外露部份至假天花鋪砌瓷磚(porcelain tiles)；天花裝設石膏板假天花及髹乳膠漆；地台外露部份鋪砌瓷磚(porcelain tiles)。 - 第三座2至19樓之C單位 - 第五座1至19樓之B及C單位、2至19樓之D及E單位、2至20樓之G及H單位 - 第六座1至19樓之B及C單位、2至20樓之E、F、G及H單位 - 第七座2至12樓D單位 - 第八座1至12樓之B單位、2至12樓之E及F單位 - 第九座1至12樓之B及C單位、2至15樓之F及G單位 - 第十座2至12樓C單位 以下單位牆身外露部份至假天花鋪砌瓷磚(ceramic tiles)；天花裝設石膏板假天花及髹乳膠漆；主人浴室地台外露部份鋪砌天然石；浴室地台外露部份鋪砌瓷磚(porcelain tiles)。 - 第一座20樓之A單位 - 第二座20樓之A單位 - 第三座20樓之A及C單位 - 第五座地下之A單位、20樓之A及D單位 - 第六座地下之A單位、20樓之A單位 - 第七座15樓之A及D單位 - 第八座15樓之A及E單位 - 第九座地下之A單位、15樓之A及D單位 - 第十座15樓之A及C單位 - 第十一座15樓之A單位 - 第十二座15樓之A單位
(e) 廚房	牆身外露部份至假天花鋪砌瓷磚(ceramic tiles)及玻璃；天花裝設石膏板假天花及髹乳膠漆；地台外露部份鋪砌瓷磚(homogeneous tiles)；灶台鋪設實體面材。(以下單位除外) 以下單位牆身外露部份至假天花鋪砌瓷磚(porcelain tiles)；天花裝設石膏板假天花及髹乳膠漆；地台外露部份鋪砌瓷磚(porcelain tiles)；灶台鋪設實體面材。 - 第一座20樓之A單位 - 第二座20樓之A單位 - 第三座2至19樓之C單位、20樓之A及C單位 - 第五座地下之A單位、1至19樓之B及C單位、2至19樓之D及E單位、2至20樓之G及H單位、20樓之A及D單位 - 第六座地下之A單位、1至19樓之B及C單位、2至20樓之E、F、G及H單位、20樓之A單位 - 第七座2至12樓之D單位、15樓之A及D單位 - 第八座1至12樓之B單位、2至12樓之E及F單位、15樓之A及E單位 - 第九座地下之A單位、1至12樓之B及C單位、2至15樓之F及G單位、15樓之A及D單位 - 第十座2至12樓之C單位、15樓之A及C單位 - 第十一座15樓之A單位 - 第十二座15樓之A單位

附註：不設4樓、13樓及14樓

FITTINGS, FINISHES AND APPLIANCES
裝置、裝修物料及設備

滿庭 第一座至第三座、第五座至第十二座

3. 室內裝置	
細項	描述
(a) 門	<p>入口大門：選用實心防火木門配木紋裝飾面板，配置門鎖、防盜眼、嵌入式氣鼓、門擋及防盜扣 (以下單位除外)。</p> <p>以下單位入口大門選用實心防火木門配木紋裝飾面板，配置門鎖、防盜眼、嵌入式氣鼓、門擋及防盜鏈：</p> <ul style="list-style-type: none">- 第一座20樓之A單位- 第二座20樓之A單位- 第三座20樓之A及C單位- 第五座地下之A單位、20樓之A及D單位- 第六座地下之A單位、20樓之A單位- 第七座15樓之A及D單位- 第八座15樓之A及E單位- 第九座地下之A單位、15樓之A及D單位- 第十座15樓之A及C單位- 第十一座15樓之A單位- 第十二座15樓之A單位 <p>睡房門、儲物房門及工作間門：選用夾板木門配木紋裝飾面板，配置門鎖及門檔。</p> <p>浴室門：選用夾板木門配木紋裝飾面，配置門鎖及門擋。浴室門設有百葉(只適用於無窗浴室)。</p> <p>廚房門：選用實心防火木門配木紋裝飾面板，配置門鎖、氣鼓、門擋及防火玻璃。</p> <p>花園門及儲物房門(平台內): 選用金屬門配置門鎖。</p> <p>單位通往平台、天台、露台、工作平台及花園的門: 選用鋁框玻璃門，配置門鎖。</p> <p>洗手間門: 選用鋁質趟摺門，配置門鎖。</p>
(b) 浴室	<p>選用實體面材檯面配以潔具包括搪瓷坐廁、搪瓷面盆、鍍鉻面盆水龍頭、鋼瓷釉浴缸(1600(長)x700(闊) x420(深)毫米)、鍍鉻浴缸水龍頭、鍍鉻花灑套裝、鍍鉻衣鉤、鍍鉻毛巾架及鍍鉻廁紙架。冷水喉及熱水喉均採用配有隔熱絕緣保護之銅喉。(以下單位除外)</p> <p>以下單位浴室1選用實體面材檯面配以潔具包括搪瓷坐廁、搪瓷面盆、鍍鉻面盆水龍頭、淋浴間、鍍鉻花灑套裝、鍍鉻衣鉤、鍍鉻毛巾架及鍍鉻廁紙架。冷水喉及熱水喉均採用配有隔熱絕緣保護之銅喉：</p> <ul style="list-style-type: none">- 第二座1樓至19樓之B單位- 第八座15樓之E單位- 第十一座1樓至12樓之B單位- 第十二座地下之B單位

3. 室內裝置	
細項	描述
(b) 浴室	<p>以下單位主人浴室選用實體面材檯面配以潔具包括搪瓷坐廁、搪瓷面盆、鍍鉻面盆水龍頭、鋼瓷釉浴缸(1600(長)x700(闊)x420(深)毫米)、鍍鉻浴缸水龍頭、淋浴間、鍍鉻花灑套裝、鍍鉻衣鉤、鍍鉻毛巾架及鍍鉻廁紙架。另設抽氣扇。冷水喉及熱水喉均採用配有隔熱絕緣保護之銅喉：</p> <ul style="list-style-type: none">- 第二座地下之B單位- 第七座地下之A單位- 第十一座地下之B單位 <p>以下單位主人浴室選用實體面材檯面配以潔具包括搪瓷坐廁、搪瓷面盆、鍍鉻面盆水龍頭、鋼瓷釉浴缸(1600(長)x700(闊)x420(深)毫米)、鍍鉻浴缸水龍頭、鍍鉻浴缸出水咀、淋浴間、鍍鉻雨淋花灑頭及淋浴花灑套裝、鍍鉻衣鉤、鍍鉻毛巾架及鍍鉻廁紙架。另設抽氣扇。冷水喉及熱水喉採用配有隔熱絕緣保護之銅喉：</p> <ul style="list-style-type: none">- 第一座20樓之A單位- 第二座20樓之A單位- 第三座20樓之A單位- 第五座20樓之A及D單位- 第六座地下之A單位及20樓之A單位- 第七座15樓之A及D單位- 第八座15樓之A單位- 第九座地下之A單位及15樓之A單位 <p>以下單位主人浴室選用實體面材檯面配以潔具包括搪瓷坐廁、搪瓷面盆、鍍鉻面盆水龍頭、鋼瓷釉浴缸(1600(長)x700(闊)x420(深)毫米)、鍍鉻浴缸水龍頭、鍍鉻浴缸出水咀、鍍鉻花灑套裝、鍍鉻衣鉤、鍍鉻毛巾架及鍍鉻廁紙架。另設抽氣扇。冷水喉及熱水喉採用配有隔熱絕緣保護之銅喉：</p> <ul style="list-style-type: none">- 第三座20樓之C單位- 第五座地下之A單位- 第八座15樓之E單位- 第九座15樓之D單位- 第十座15樓之C單位- 第十二座15樓之A單位 <p>有關隨樓附送設備及其品牌和型號，請參考「設備說明」。</p>

附註：不設4樓、13樓及14樓

FITTINGS, FINISHES AND APPLIANCES
裝置、裝修物料及設備

滿庭 第一座至第三座、第五座至第十二座

3. 室內裝置	
細項	描述
(c) 廚房	<p>選用木製廚櫃配以膠板飾面面板、高亮光面焗漆門板、密胺樹脂飾面板及實體面材檯面連不銹鋼洗滌盆及鍍鉻冷熱水龍頭。另設抽氣扇。冷水喉及熱水喉均採用配有隔熱絕緣保護之銅喉。(以下單位除外)</p> <p>以下單位選用木製廚櫃配以膠板飾面面板、高亮光面焗漆門板及實體面材檯面連不銹鋼洗滌盆及鍍鉻冷熱水龍頭。冷水喉及熱水喉均採用配有隔熱絕緣保護之銅喉。以下單位的開放式廚房設消防裝置及設備包括消防花灑頭及煙霧探測器：</p> <ul style="list-style-type: none">- 第三座2至19樓之C單位- 第五座1至19樓之B及C單位、2至19樓之D及E單位、2至20樓之G及H單位- 第六座1至19樓之B及C單位、2至20樓之E、F、G及H單位- 第七座2至12樓之D單位- 第八座1至12樓之B單位、2至12樓之E及F單位- 第九座1至12樓之B及C單位、2至15樓之F及G單位- 第十座2至12樓之C單位 <p>有關消防花灑頭及煙霧探測器的接駁點的位置及數目，請參考「住宅單位機電裝置位置及數量說明表」。</p> <p>選用木製廚櫃配以密胺樹脂飾面板、高亮光面焗漆門板及實體面材檯面連不銹鋼洗滌盆及鍍鉻冷熱水龍頭。另設抽氣扇。冷水喉及熱水喉均採用配有隔熱絕緣保護之銅喉：</p> <ul style="list-style-type: none">- 第一座20樓之A單位- 第二座20樓之A單位- 第三座20樓之A及C單位- 第五座地下之A單位、20樓之A及D單位- 第六座地下之A單位、20樓之A單位- 第七座15樓之A及D單位- 第八座15樓之A及E單位- 第九座地下之A單位、15樓之A及D單位- 第十座15樓之A及C單位- 第十一座15樓之A單位- 第十二座15樓之A單位 <p>有關隨樓附送設備及其品牌和型號，請參考「設備說明」。</p>
(d) 睡房	不適用。
(e) 電話	<p>客廳、飯廳、客/飯廳及睡房均裝置電話插座。</p> <p>有關接駁點的位置及數目，請參考「住宅單位機電裝置位置及數量說明表」。</p>
(f) 天線	<p>客廳、飯廳、客/飯廳及睡房均裝置本地電視/電台接收插座。</p> <p>有關接駁點的位置及數目，請參考「住宅單位機電裝置位置及數量說明表」。</p>

附註：不設4樓、13樓及14樓

3. 室內裝置	
細項	描述
(g) 電力裝置	<p>裝置隱藏導管接駁入牆燈位及插座。</p> <p>提供單相電力並裝妥微型斷路器配箱(以下單位除外)。</p> <p>以下單位提供三相電力並裝妥微型斷路器配箱：</p> <ul style="list-style-type: none">- 第一座20樓之A單位- 第二座20樓之A單位- 第三座2至19樓之C單位、20樓之A及C單位- 第五座地下之A單位、1至19樓之B及C單位、2至19樓之D及E單位、2至20樓之G及H單位、20樓之A及D單位- 第六座地下之A單位、1至19樓之B及C單位、2至20樓之E、F、G及H單位、20樓之A單位- 第七座2至12樓之D單位、15樓之A及D單位- 第八座1至12樓之B單位、2至12樓之E及F單位、15樓之A及E單位- 第九座地下之A單位、1至12樓之B及C單位、2至15樓之F及G單位、15樓之A及D單位- 第十座2至12樓之C單位、15樓之A及C單位- 第十一座15樓之A單位- 第十二座15樓之A單位 <p>有關電插座及空調機的接駁點的位置及數目，請參考「住宅單位機電裝置位置及數量說明表」。</p>
(h) 氣體供應	<p>煤氣喉接駁煤氣煮食爐及煤氣熱水爐(以下單位除外)。</p> <p>以下單位不設煤氣供應：</p> <ul style="list-style-type: none">- 第三座2至19樓之C單位- 第五座1至19樓之B及C單位、2至19樓之D及E單位、2至20樓之G及H單位- 第六座1至19樓之B及C單位、2至20樓之E、F、G及H單位- 第七座2至12樓之D單位- 第八座1至12樓之B單位、2至12樓之E及F單位- 第九座1至12樓之B及C單位、2至15樓之F及G單位- 第十座2至12樓之C單位 <p>有關煤氣接駁點的位置，請參考「住宅單位機電裝置位置及數量說明表」。</p>
(i) 洗衣機接駁點	<p>洗衣機的來水接駁喉位(其設計為直徑15毫米)及去水接駁喉位(其設計為直徑40毫米)設於廚房。</p> <p>有關洗衣機來去水接駁點的位置，請參考「住宅單位機電裝置位置及數量說明表」。</p>

滿庭 第一座至第三座、第五座至第十二座

3. 室內裝置	
細項	描述
(j) 供水	<p>冷水喉及熱水喉均採用配有隔熱絕緣保護之銅喉。銅喉管隱藏於非結構牆中及內藏於假天花、假陣及櫃中。</p> <p>裝有煤氣熱水爐供應廚房及浴室熱水。(以下單位除外)</p> <p>以下單位裝有電熱水爐供應廚房及浴室熱水：</p> <ul style="list-style-type: none">- 第三座2至19樓之C單位- 第五座1至19樓之B及C單位、2至19樓之D及E單位、2至20樓之G及H單位- 第六座1至19樓之B及C單位、2至20樓之E、F、G及H單位- 第七座2至12樓之D單位- 第八座1至12樓之B單位、2至12樓之E及F單位- 第九座1至12樓之B及C單位、2至15樓之F及G單位- 第十座2至12樓之C單位 <p>以下單位裝有煤氣熱水爐及電熱水爐供應廚房及浴室熱水：</p> <ul style="list-style-type: none">- 第五座20樓之A單位- 第六座地下之A單位、20樓之A單位- 第七座15樓之A及D單位- 第八座15樓之E單位- 第九座地下之A單位、15樓之A及D單位 <p>有關熱水爐的位置，請參考「住宅單位機電裝置位置及數量說明表」。</p>

4. 雜項	
細項	描述
(a) 升降機	住宅大樓之升降機： 每座提供2部「三菱」升降機(型號：Nexway-S)來往地庫至20樓(第一座至第六座)及地庫至15樓(第七座至第十二座)。
(b) 信箱	每座地下住宅入口大堂設有住戶專用不銹鋼信箱。
(c) 垃圾收集	家居垃圾收集於每層垃圾及物料回收房內，並於地庫設垃圾及物料回收站作中央處理。

附註：不設4樓、13樓及14樓

4. 雜項	
細項	描述
(d) 水錶、電錶及氣體錶	<p>每戶之獨立水錶安裝於住宅樓層之公共水錶房及水錶櫃內。</p> <p>每戶之獨立電錶安裝於住宅樓層之公共電錶房及電錶櫃內。</p> <p>每戶之獨立煤氣錶設於住宅單位之廚房內。(以下單位除外)</p> <p>以下單位之獨立煤氣錶設於天台：</p> <ul style="list-style-type: none">- 第一座、第三座20樓之A單位- 第五座20樓之D單位- 第七座、第九座、第十座15樓之A單位- 第八座15樓之E單位 <p>以下單位不設獨立煤氣錶：</p> <ul style="list-style-type: none">- 第三座2至19樓之C單位- 第五座1至19樓之B及C單位、2至19樓之D及E單位、2至20樓之G及H單位- 第六座1至19樓之B及C單位、2至20樓之E、F、G及H單位- 第七座2至12樓之D單位- 第八座1至12樓之B單位、2至12樓之E及F單位- 第九座1至12樓之B及C單位、2至15樓之F及G單位- 第十座2至12樓之C單位

5. 保安設施
<p>住宅升降機大堂(地庫)、住宅入口大堂(地下)、停車場、車路及升降機內均裝設有閉路電視。</p> <p>每戶單位均備有視像對講機連警報按鈕於客廳、飯廳及客廳/飯廳。智能咭識別系統設於住宅升降機大堂(地庫)及住宅入口大堂(地下)。</p> <p>有關玻璃破碎探測器、門/窗磁接觸探測器、紅外線感測器、訪客對講機及視像對講機連警報按鈕裝置的位置，請參考「住宅單位機電裝置位置及數量說明表」。</p>

6. 設備
隨樓附送設備及其品牌請參閱「設備說明」。

賣方承諾如發展項目中沒有安裝指明的品牌名稱或產品型號的升降機或設備，便會安裝品質相若的升降機或設備。

FITTINGS, FINISHES AND APPLIANCES

裝置、裝修物料及設備

名庭 第一座至第三座、第五座至第十座

1. 外部裝修物料	
細項	描述
(a) 外牆	大廈外牆鋪砌瓷磚、仿石磚、幕牆、天然石飾面、鋁金屬飾面、鋁質格柵及鋁質建築裝飾。
(b) 窗	採用氟碳噴塗鋁質窗框。 客廳、飯廳、睡房、廚房及工作間的窗及幕牆(如有)採用有色單片玻璃及有色中空玻璃。(以下單位除外) 以下單位飯廳的窗採用葯水砂玻璃。 - 第一座及第二座1樓之A及B單位 - 第三座、第五座至第十座1樓之A及B單位 藥水砂玻璃安裝於浴室窗(如有)及洗手間窗(如有)。
(c) 窗台	不適用。
(d) 花槽	不適用。
(e) 陽台或露台	(i) 露台配設玻璃圍欄並裝設鋁質扶手。 牆身鋪砌瓷磚。 天花髹外牆漆。 地台鋪砌瓷磚。 (ii) 露台設有蓋。 (iii) 不設陽台。
(f) 乾衣設施	不適用。

2. 室內裝修物料	
細項	描述
(a) 大堂	
地庫住客升降機大堂	地台鋪砌天然石；牆身鋪砌天然石、膠板裝飾面板及不銹鋼面板；天花裝設膠板裝飾面板。
住宅入口大堂(第一座及第二座設於一樓，第三座、第五座至第十座設於地下)	地台鋪砌天然石；牆身鋪砌天然石、木紋裝飾面板、鋁質面板及不銹鋼面板；天花裝設木飾面板、鋁質面板及不銹鋼面板。
私人升降機大堂	地台鋪砌人造合成石；牆身鋪砌瓷磚、木紋裝飾面板、膠板裝飾面板及不銹鋼面板；天花裝設石膏板假天花及髹乳膠漆。(以下單位除外) 以下單位地台鋪砌天然石；牆身鋪砌木紋裝飾面板、不銹鋼面板及天然石；天花裝設石膏板假天花及髹乳膠漆。 - 第一座1樓之B單位 - 第二座1樓之A單位 - 第三座地下之B單位 - 第五座至第十座地下之A單位
公共升降機大堂	地台鋪砌瓷磚；牆身鋪砌瓷磚；天花裝設石膏板假天花及髹乳膠漆。
(b) 內牆及天花板	客廳、飯廳及睡房外露表面髹乳膠漆(第九座地下之B單位除外)。第九座地下之B單位的客廳、飯廳及睡房牆身選用木皮飾面、鏡面及牆紙。 部分天花位置裝設石膏板假天花、假陣及髹乳膠漆。
(c) 內部地板	客廳、飯廳及睡房地台鋪砌橡木複合地板配木材飾面腳線，另鋪砌人造合成石(第九座地下之B單位除外)於近玻璃趟門及玻璃掩門位置。第九座地下之B單位鋪砌天然石於近玻璃趟門及玻璃掩門位置。

2. 室內裝修物料	
細項	描述
(d) 浴室	牆身外露部份至假天花鋪砌瓷磚(ceramic tiles)；天花裝設石膏板假天花及髹乳膠漆；地台外露部份鋪砌瓷磚(porcelain tiles)。(以下單位除外) 以下單位之主人浴室牆身外露部份至假天花鋪砌瓷磚(ceramic tiles)；天花裝設石膏板假天花及髹乳膠漆；地台外露部份鋪砌天然石。 - 第一座7樓之A及B單位 - 第二座7樓之A及B單位 - 第三座7樓之A及B單位 - 第五座7樓之A及B單位 - 第六座7樓之A單位 - 第七座7樓之A單位 - 第八座7樓之A單位 - 第九座7樓之A單位 - 第十座7樓之A單位
(e) 廚房	牆身外露部份至假天花鋪砌瓷磚(ceramic tiles)；天花裝設石膏板假天花及髹乳膠漆；地台外露部份鋪砌瓷磚(porcelain tiles)；灶台鋪設實體面材。(以下單位除外) 以下單位牆身外露部份至假天花鋪砌人造合成石；天花裝設石膏板假天花及髹乳膠漆；地台外露部份鋪砌天然石；灶台鋪設人造合成石： - 第六座7樓之A單位 - 第七座7樓之A單位 - 第八座7樓之A單位 - 第九座7樓之A單位 - 第十座7樓之A單位

3. 室內裝置	
細項	描述
(a) 門	入口大門：選用實心防火木門配木紋裝飾面板，配置門鎖、防盜眼、嵌入式氣鼓、門擋及防盜鏈。 睡房門及工作間門：選用夾板木門配木紋裝飾面板，配置門鎖及門檔。 浴室門：選用夾板木門配木紋裝飾面板，配置門鎖及門擋。浴室門設有百葉(只適用於無窗浴室)。 廚房門：選用實心防火木門配木紋裝飾面板，配置門鎖、氣鼓、門擋及防火玻璃。 花園門：選用金屬門配置門鎖。 單位通往平台、天台、露台、工作平台及花園的門：選用鋁框玻璃門，配置門鎖。 洗手間門：選用鋁質趟摺門，配置門鎖。 私人升降機大堂通往公共升降機大堂的門：選用實心防火木門配亞克力板面板，配置門鎖、防盜眼、氣鼓、門擋及防盜鏈。 廚房通往公共升降機大堂的門：選用實心防火木門配木紋裝飾面板，配置門鎖、防盜眼、氣鼓、門擋及防盜扣。

FITTINGS, FINISHES AND APPLIANCES
裝置、裝修物料及設備

名庭 第一座至第三座、第五座至第十座

3. 室內裝置	
細項	描述
(b) 浴室	<p>主人浴室：選用實體面材檯面配以潔具包括搪瓷坐廁、搪瓷面盆、鍍鉻面盆水龍頭、鋼瓷釉浴缸(1600(長)x700(闊)x420(深)毫米)、鍍鉻浴缸水龍頭、鍍鉻浴缸出水咀、淋浴間、鍍鉻雨淋花灑頭及淋浴花灑套裝、鍍鉻衣鉤、鍍鉻毛巾架及鍍鉻廁紙架。另設抽氣扇。冷水喉及熱水喉採用配有隔熱絕緣保護之銅喉。</p> <p>浴室1及浴室2：選用實體面材檯面配以潔具包括搪瓷坐廁、搪瓷面盆、鍍鉻面盆水龍頭、鋼瓷釉浴缸(1600(長)x700(闊)x420(深)毫米)、鍍鉻浴缸水龍頭、鍍鉻花灑套裝、鍍鉻衣鉤、鍍鉻毛巾架及鍍鉻廁紙架。另設抽氣扇。冷水喉及熱水喉均採用配有隔熱絕緣保護之銅喉。</p> <p>有關隨樓附送設備及其品牌和型號，請參考「設備說明」。</p>
(c) 廚房	<p>選用木製廚櫃配以膠板飾面面板、高亮光面焗漆門板及實體面材檯面連不銹鋼洗滌盆及鍍鉻冷熱水龍頭。另設抽氣扇及空調機。冷水喉及熱水喉均採用配有隔熱絕緣保護之銅喉。(以下單位除外)</p> <p>以下單位選用木製廚櫃配以密胺樹脂飾面板、高亮光面焗漆門板及實體面材檯面連不銹鋼洗滌盆及鍍鉻冷熱水龍頭。另設抽氣扇及空調機。冷水喉及熱水喉均採用配有隔熱絕緣保護之銅喉：</p> <ul style="list-style-type: none">- 第一座7樓之A及B單位- 第二座7樓之A及B單位- 第三座7樓之A及B單位- 第五座7樓之A及B單位 <p>以下單位選用木製廚櫃配以密胺樹脂飾面板、木紋裝飾面板、高亮光面焗漆門板及人造合成石檯面連不銹鋼洗滌盆及鍍鉻冷熱水龍頭。另設抽氣扇及空調機。冷水喉及熱水喉均採用配有隔熱絕緣保護之銅喉：</p> <ul style="list-style-type: none">- 第六座7樓之A單位- 第七座7樓之A單位- 第八座7樓之A單位- 第九座7樓之A單位- 第十座7樓之A單位 <p>有關隨樓附送設備及其品牌和型號，請參考「設備說明」。</p>

3. 室內裝置	
細項	描述
(d) 睡房	不適用。
(e) 電話	客/飯廳及睡房均裝置電話插座。 有關接駁點的位置及數目，請參考「住宅單位機電裝置位置及數量說明表」。
(f) 天線	客/飯廳及睡房均裝置本地電視/電台接收插座。 有關接駁點的位置及數目，請參考「住宅單位機電裝置位置及數量說明表」。
(g) 電力裝置	裝置隱藏導管接駁入牆燈位及插座。提供三相電力並裝妥微型斷路器配箱。 有關電插座及空調機的接駁點的位置及數目，請參考「住宅單位機電裝置位置及數量說明表」。
(h) 氣體供應	煤氣喉接駁煤氣煮食爐及煤氣熱水爐。 有關煤氣接駁點的位置，請參考「住宅單位機電裝置位置及數量說明表」。
(i) 洗衣機接駁點	洗衣機的來水接駁喉位(其設計為直徑15毫米)及去水接駁喉位(其設計為直徑40毫米)設於廚房。(以下單位除外) 以下單位洗衣機的來水接駁喉位(其設計為直徑15毫米)及去水接駁喉位(其設計為直徑40毫米)設於工作間： <ul style="list-style-type: none">- 第六座7樓之A單位- 第七座7樓之A單位- 第八座7樓之A單位- 第九座7樓之A單位- 第十座7樓之A單位 有關洗衣機來去水接駁點的位置，請參考「住宅單位機電裝置位置及數量說明表」。
(j) 供水	冷水喉及熱水喉均採用配有隔熱絕緣保護之銅喉。銅喉管隱藏於非結構牆中及內藏於假天花、假陣及櫃中。裝有煤氣熱水爐供應廚房及浴室熱水。 有關熱水爐的位置，請參考「住宅單位機電裝置位置及數量說明表」。

4. 雜項	
細項	描述
(a) 升降機	住宅大樓之升降機： 每座提供2部「三菱」升降機(型號：Nexway-S及Nexiez-MR)來往地庫至7樓(不設4樓)。
(b) 信箱	每座住宅入口大堂設有住戶專用不銹鋼信箱。
(c) 垃圾收集	家居垃圾收集於每層垃圾及物料回收房內，並於地庫設垃圾及物料回收站作中央處理。

FITTINGS, FINISHES AND APPLIANCES
裝置、裝修物料及設備

名庭 第一座至第三座、第五座至第十座

4. 雜項	
細項	描述
(d) 水錶、電錶及氣體錶	每戶之獨立水錶安裝於每座地庫之公共水錶房及水錶櫃內。 每戶之獨立電錶安裝於住宅樓層之公共電錶房及電錶櫃內。 每戶之獨立煤氣錶設於住宅單位之空調機房內。(以下單位除外) 以下單位之獨立煤氣錶設於住宅單位之廚房內： - 第一座地下、1樓及2樓之A及B單位 - 第二座地下、1樓及2樓之A及B單位 - 第三座地下及1樓之A及B單位 - 第五座地下及1樓之A及B單位 - 第六座地下及1樓之A及B單位 - 第七座地下及1樓之A及B單位 - 第八座地下及1樓之A及B單位 - 第九座地下及1樓之A及B單位 - 第十座地下及1樓之A及B單位

5. 保安設施
住宅升降機大堂(地庫)、住宅入口大堂(第一座及第二座設於1樓，第三座、第五座至第十座設於地下)、停車場、車路及升降機內均裝設有閉路電視。 每戶單位均備有視像對講機連警報按鈕。智能咭識別系統設於住宅升降機大堂(地庫)及住宅入口大堂(第一座及第二座設於1樓，第三座、第五座至第十座設於地下)。 以下單位設有玻璃破碎探測器、門/窗磁接觸探測器及紅外線感測器： - 第一座地下之A及B單位 - 第二座地下之A及B單位 - 第三座地下之A及B單位 - 第五座地下之A及B單位 - 第六座地下之A及B單位 - 第七座地下之A及B單位 - 第八座地下之A及B單位 - 第九座地下之A及B單位 - 第十座地下之A及B單位 以下單位設有紅外線感測器： - 第一座1樓之A及B單位 - 第二座1樓之A及B單位 有關玻璃破碎探測器、門/窗磁接觸探測器、紅外線感測器、訪客對講機及視像對講機連警報按鈕裝置的位置，請參考「住宅單位機電裝置位置及數量說明表」。

6. 設備
隨樓附送設備及其品牌請參閱「設備說明」。

賣方承諾如發展項目中沒有安裝指明的品牌名稱或產品型號的升降機或設備，便會安裝品質相若的升降機或設備。

名庭 H1-H3, H5-H10號洋房

山庭 H1-H3, H5-H12, H15-H23, H25-H33, H35-H39號洋房

1. 外部裝修物料	
細項	描述
(a) 外牆	大廈外牆鋪砌外牆瓦、鋁金屬飾面、鋁質格柵、鋁質建築裝飾、玻璃飾面及天然石飾面。
(b) 窗	採用氟碳噴塗鋁質窗框。 名庭洋房：客廳、飯廳、睡房及廚房的窗(如有)採用有色單片玻璃及有色中空玻璃。 山庭洋房：客廳、飯廳、睡房、廚房及家庭廳的窗(如有)採用有色單片玻璃。 藥水砂玻璃安裝於浴室窗(如有)及洗手間窗(如有)。
(c) 窗台	不適用。
(d) 花槽	花槽鋪砌瓷磚。
(e) 陽台或露台	(i) 露台配設玻璃圍欄並裝設鋁質扶手。 地台鋪砌瓷磚。 天花鋪砌鋁金屬飾面。 (ii) 露台設有蓋。 (iii) 不設陽台。
(f) 乾衣設施	不適用。

2. 室內裝修物料	
細項	描述
(a) 大堂 穿梭升降機大堂(山庭低層地下一樓及二樓)	地台鋪砌天然石；牆身鋪砌天然石、不銹鋼面板及木紋裝飾面板；天花裝設木紋裝飾面板。
(b) 內牆及天花板	客廳、飯廳及睡房外露表面髹乳膠漆。(以下單位除外) 名庭H5號洋房之客廳及飯廳的牆身外露表面選用木飾面板、牆紙及髹乳膠漆。主人睡房的牆身外露表面選用木飾面板、天然石及牆紙。睡房1、睡房2及睡房3之牆身外露表面選用牆紙及髹乳膠漆。天花髹乳膠漆。 山庭H17號洋房之客廳及飯廳的牆外露表面選用木飾面板、天然石、玻璃飾面、牆紙及髹乳膠漆。主人睡房、睡房1及睡房2之牆身外露表面選用木飾面板、鏡飾面及牆紙。家庭廳及睡房3之牆身外露表面選用鏡飾面及牆紙。天花髹乳膠漆。 山庭H29號洋房之客廳及飯廳的牆身外露表面選用木面板、鏡飾面、人造皮飾面及牆紙。主人睡房的牆身外露表面選用木面板及牆紙。睡房1的牆身外露表面選用不銹鋼飾面、人造皮飾面及牆紙。睡房2之牆身外露表面選用木面板、鏡飾面及牆紙。天花髹乳膠漆。 部分天花位置裝設石膏板假天花、假陣及髹乳膠漆。
(c) 內部地板	客廳、飯廳及睡房地台鋪砌橡木複合地板配木飾面腳線，另鋪砌人造合成石於近玻璃趟門及玻璃掩門位置。(以下單位除外) 名庭H5號洋房之客廳及飯廳鋪砌天然石配木飾面腳線。睡房地台鋪砌橡木複合地板配木飾面腳線。另鋪砌天然石於近玻璃趟門及玻璃掩門位置。 山庭H17號洋房之客廳、飯廳及樓梯級地台鋪砌天然石配木飾面腳線及金屬地腳線。睡房地台鋪砌橡木複合地板配木飾面腳線。另客廳鋪砌天然石於近玻璃趟門及玻璃掩門位置。

FITTINGS, FINISHES AND APPLIANCES

裝置、裝修物料及設備

名庭 H1-H3, H5-H10號洋房

山庭 H1-H3, H5-H12, H15-H23, H25-H33, H35-H39號洋房

2. 室內裝修物料	
細項	描述
(c) 內部地板	山庭H29號洋房之客廳及飯廳鋪砌天然石配木飾面腳線及金屬腳線。樓梯級地台鋪砌天然石、橡木複合面板及不銹鋼飾面。睡房地台鋪砌橡木複合地板配木飾面腳線。另鋪砌天然石於近玻璃趟門及玻璃掩門位置。
(d) 浴室	牆身外露部份至假天花鋪砌天然石及瓷磚；天花裝設石膏板假天花及髹乳膠漆；地台外露部份鋪砌天然石。
(e) 廚房	牆身外露部份至假天花鋪砌人造合成石及瓷磚；天花裝設石膏板假天花及髹乳膠漆；地台外露部份鋪砌天然石；灶台鋪設人造合成石。

3. 室內裝置	
細項	描述
(a) 門	入口大門：內門 - 選用實心木門配木飾面板，配置門鎖、防盜眼、嵌入式氣鼓、防盜鏈及門擋。外門 - 鋁金屬外框玻璃門配手抽及門鎖。 睡房門及通往睡房3及浴室3的門：選用夾板木門配木飾面板，配置門鎖及門擋。 浴室門及客廳門：選用夾板木門配木飾面板，配置門鎖及門擋。浴室門及客廳門設有百葉(只適用無窗浴室及客廳。以上不包括山庭H1-H17, H21-H22號洋房之浴室2的門及山庭H18-H20號洋房之浴室3的門)。 廚房門：選用實心防火木門配木飾面板，配置門鎖、氣鼓、門擋及防火玻璃。 儲物室門及工作間門：選用夾板木門配木飾面板，配置門鎖及門擋。 洗手間門: 選用鋁質趟摺門，配置門鎖。 單位內樓梯通路門(山庭低層地下一樓及名庭地庫)：選用實心防火木門配木飾面板，配置門鎖、氣鼓及門擋。 停車場門(山庭低層地下一樓及名庭地庫)：選用實心防火木門配膠板飾面板，配置門鎖、防盜眼、嵌入式氣鼓、防盜扣及門擋。 單位通往平台、天台、露台、工作平台及花園的門: 選用鋁框玻璃門，配置門鎖。 空調機房門: 選用實心防火木門配膠板飾面板，配置門鎖及門擋。 通往管道槽的門(山庭低層地下一樓)：選用瓷磚鐵架門，配置門鎖。 花園門: 金屬門配門鎖。
(b) 浴室	主人浴室：選用天然石材檯面配以潔具包括搪瓷坐廁、搪瓷面盆、鍍鉻面盆水龍頭、鋼瓷釉浴缸(1800(長)x800(闊)x420(深)毫米)(山庭H29號洋房除外)、淋浴間、鍍鉻浴缸水龍頭、鍍鉻浴缸出水咀、鍍鉻雨淋花灑頭及淋浴花灑套裝、鍍鉻衣鈎、鍍鉻毛巾架及鍍鉻廁紙架。另設抽氣扇。冷水喉及熱水喉均採用配有隔熱絕緣保護之銅喉。以上不包括山庭H29號洋房之主人浴室。 山庭H29號洋房之主人浴室：選用天然石材檯面配以潔具包括搪瓷坐廁、搪瓷面盆、鍍鉻面盆水龍頭、實心材質浴缸(1570(長)x740(闊)x500(深)毫米)、淋浴間、鍍鉻浴缸水龍頭、鍍鉻浴缸出水咀、鍍鉻雨淋花灑頭及淋浴花灑套裝、鍍鉻衣鈎、鍍鉻毛巾架及鍍鉻廁紙架。另設抽氣扇。冷水喉及熱水喉均採用配有隔熱絕緣保護之銅喉。

3. 室內裝置	
細項	描述
(b) 浴室	浴室1、浴室2及浴室3：選用天然石材檯面配以潔具包括搪瓷坐廁、搪瓷面盆、鍍鉻面盆水龍頭、鋼瓷釉浴缸(1600(長)x700(闊)x420(深)毫米)、鍍鉻浴缸水龍頭、鍍鉻花灑套裝、鍍鉻衣鈎、鍍鉻毛巾架及鍍鉻廁紙架。以上不包括名庭H3號洋房之浴室3。名庭H3號洋房之浴室3：選用天然石材檯面配以潔具包括搪瓷坐廁、搪瓷面盆、鍍鉻面盆水龍頭、淋浴間、鍍鉻花灑套裝、鍍鉻衣鈎、鍍鉻毛巾架及鍍鉻廁紙架。另設抽氣扇。冷水喉及熱水喉均採用配有隔熱絕緣保護之銅喉。 有關隨樓附送設備及其品牌和型號，請參考「設備說明」。
(c) 廚房	選用木製廚櫃配以高亮光面焗漆門板、木紋裝飾面門板及人造合成石檯面連不銹鋼洗滌盆及鍍鉻冷熱水龍頭。另設抽氣扇及空調機。冷水喉及熱水喉均採用配有隔熱絕緣保護之銅喉。以上不包括山庭H29號洋房。 山庭H29號洋房選用木製廚櫃配以高亮光面亞加力門板、仿木裝飾面板及人造合成石檯面連不銹鋼洗滌盆及鍍鉻冷熱水龍頭。另設抽氣扇及空調機。冷水喉及熱水喉均採用配有隔熱絕緣保護之銅喉。 有關隨樓附送設備及其品牌和型號，請參考「設備說明」。
(d) 睡房	不適用。
(e) 電話	客/飯廳、睡房及家庭廳均裝置電話插座。 有關接駁點的位置及數目，請參考「住宅單位機電裝置位置及數量說明表」。
(f) 天線	客/飯廳、睡房及家庭廳均裝置本地電視/電台接收插座。 有關接駁點的位置及數目，請參考「住宅單位機電裝置位置及數量說明表」。
(g) 電力裝置	裝置隱藏導管接駁入牆燈位及插座。提供三相電力並裝妥微型斷路器配箱。 有關電插座及空調機的接駁點的位置及數目，請參考「住宅單位機電裝置位置及數量說明表」。
(h) 氣體供應	煤氣喉接駁煤氣煮食爐及煤氣熱水爐。 有關煤氣接駁點的位置，請參考「住宅單位機電裝置位置及數量說明表」。
(i) 洗衣機接駁點	洗衣機的來水接駁喉位(其設計為直徑15毫米)及去水接駁喉位(其設計為直徑40毫米)設於工作間。 有關洗衣機來去水接駁點的位置，請參考「住宅單位機電裝置位置及數量說明表」。
(j) 供水	冷水喉及熱水喉均採用配有隔熱絕緣保護之銅喉。銅喉管隱藏於牆中及內藏於假天花、假陣及櫃中。裝有煤氣熱水爐供應廚房及浴室熱水。 以下洋房裝有電熱水爐供應洗手間熱水： 名庭：H1號洋房至H3 號洋房、H5號洋房至H10 號洋房 山庭：H18號洋房至H20 號洋房 以下洋房裝有電熱水爐供應浴室3及洗手間熱水： 山庭：H1號洋房至H3 號洋房、H5號洋房至H12 號洋房、H15號洋房至H17 號洋房、H21號洋房至H22 號洋房 有關熱水爐的位置，請參考「住宅單位機電裝置位置及數量說明表」。

FITTINGS, FINISHES AND APPLIANCES
裝置、裝修物料及設備

名庭 H1-H3, H5-H10號洋房
山庭 H1-H3, H5-H12, H15-H23, H25-H33, H35-H39號洋房

4. 雜項	
細項	描述
(a) 升降機	不適用
(b) 信箱	每戶設有專用不銹鋼信箱。
(c) 垃圾收集	每戶家居垃圾收集，並於低層地下一樓(山庭)及地庫(名庭)設垃圾及物料回收站作中央處理。
(d) 水錶、電錶及氣體錶	名庭: 每戶之獨立水錶安裝於地庫之公共水錶房及水錶櫃內。 山庭: 每戶之獨立水錶安裝於低層地下一樓之公共水錶房及水錶櫃內。 名庭: 每戶之獨立電錶安裝於地庫之公共電錶房及電錶櫃內。 以下單位之獨立電錶安裝於低層地下二樓之公共電錶房及電錶櫃內： 山庭：H1號洋房至H3號洋房、H5號洋房至H10號洋房、H35號洋房至H39號洋房 以下單位之獨立電錶安裝於低層地下一樓之公共電錶房及電錶櫃內： 山庭：H11號洋房至H12號洋房、H15號洋房至H19號洋房、H27號洋房至H33號洋房 以下單位之獨立電錶安裝於總制房內： 山庭：H20號洋房至H23號洋房、H25號洋房至H26號洋房 每戶之獨立煤氣錶設於單位車庫範圍內。

5. 保安設施
名庭：入口、停車場、車路及地面公用園林範圍均裝設有閉路電視。單位設有玻璃破碎探測器、門/窗磁接觸探測器、紅外線感測器、訪客對講機及視像對講機連警報按鈕。 山庭：入口、停車場、升降機內、車路及地面公用園林範圍均裝設有閉路電視。單位設有玻璃破碎探測器、門/窗磁接觸探測器、紅外線感測器、訪客對講機及視像對講機連警報按鈕。 有關玻璃破碎探測器、門/窗磁接觸探測器、紅外線感測器、訪客對講機及視像對講機連警報按鈕裝置的位置，請參考「住宅單位機電裝置位置及數量說明表」。

6. 設備
隨樓附送設備及其品牌請參閱「設備說明」。

賣方承諾如發展項目中沒有安裝指明的品牌名稱或產品型號的升降機或設備，便會安裝品質相若的升降機或設備。

FITTINGS, FINISHES AND APPLIANCES
裝置、裝修物料及設備

APPLIANCES SCHEDULE 設備說明表

THE LAGUNA Tower 1
滿庭 第一座

Appliances 設備	Brands 品牌	Model Number 產品型號	G/F 地下		1/F 1樓		2/F 2樓					3/F-19/F* 3樓至19樓*					20/F 20樓			
			A	B	A	B	A	B	C	D	E	A	B	C	D	E	A	C	D	E
Built-in Induction Hob 嵌入式電磁爐	Siemens 西門子	EH375FBB1E	✓	✓	✓	✓	✓	✓	✓	✓	✓	✓	✓	✓	✓	✓	✓	✓	✓	✓
Built-in Single Wok Gas Burner 嵌入式煤氣單頭煮食爐		ER326AB92X	✓	✓	✓	✓	✓	✓	✓	✓	✓	✓	✓	✓	✓	✓	✓	✓	✓	✓
Built-in Double Gas Burner 嵌入式煤氣雙頭煮食爐		ER326BB90X	-	-	-	-	-	-	-	-	-	-	-	-	-	✓	-	-	-	-
Telescopic Type Cooker Hood 抽拉式抽油煙機		LI97SA530B	✓	✓	✓	✓	✓	✓	✓	✓	✓	✓	✓	✓	✓	-	✓	✓	✓	✓
Chimney Type Cooker Hood 煙囪式抽油煙機		LC21BD552	-	-	-	-	-	-	-	-	-	-	-	-	-	✓	-	-	-	-
Built-in Refrigerator (single side) 嵌入式雪櫃 (單門)		KI34NP60HK	✓	✓	✓	✓	✓	✓	✓	✓	✓	✓	✓	✓	✓	-	✓	✓	✓	✓
Exposed Refrigerator (side-by-side) 外置式雪櫃 (雙門)		KA92NVI35K	-	-	-	-	-	-	-	-	-	-	-	-	-	✓	-	-	-	-
Built-in Steam Oven 嵌入式蒸爐		CD634GBS1	-	-	-	-	-	-	-	-	-	-	-	-	-	✓	-	-	-	-
Built-in Oven 嵌入式焗爐		HB23AB521W	✓	✓	✓	✓	✓	✓	✓	✓	✓	✓	✓	✓	✓	-	✓	✓	✓	✓
Built-in Oven 嵌入式焗爐		HB632GBS1B	-	-	-	-	-	-	-	-	-	-	-	-	-	✓	-	-	-	-
Built-in Integrated Washer Dryer 嵌入式洗衣乾衣機		WK14D321HK	✓	✓	✓	✓	✓	✓	✓	✓	✓	✓	✓	✓	✓	✓	✓	✓	✓	✓
Built-in Wine Cellar 內置式酒櫃	Vinvautz	VZ18BUP	-	-	-	-	-	-	-	-	-	-	-	-	✓	-	-	-	-	
Split Type Air-conditioner Indoor Unit 分體式空調機 (室內機)	Panasonic	CS-YE9MKA	-	-	-	-	-	-	-	-	-	-	-	-	-	-	-	✓	-	
		CS-YE12MKA	-	-	-	-	-	-	-	-	-	-	-	-	-	-	-	-	-	
		CS-YE18MKA	-	-	-	-	-	-	-	-	-	-	-	-	-	✓	-	✓	-	
		CS-YE24MKA	✓	✓	✓	✓	✓	✓	✓	✓	✓	✓	✓	✓	✓	✓	-	-	-	
		CS-E9RKDW	✓	✓	✓	✓	✓	✓	✓	✓	✓	✓	✓	✓	✓	✓	✓	-	✓	
		CS-E15RKDW	✓	✓	✓	✓	✓	✓	✓	✓	✓	✓	✓	✓	✓	✓	✓	-	-	
		CS-E18RKDW	-	-	-	-	-	-	-	-	-	-	-	-	-	-	-	-	✓	
		CS-MYE15PKZ	-	-	-	-	-	-	-	-	-	-	-	-	-	-	✓	✓	✓	
		CS-E15HB4EA	-	-	-	-	-	-	-	-	-	-	-	-	-	-	✓	-	-	
Split Type Air-conditioner Outdoor Unit 分體式空調機 (室外機)	CU-YE9MKA	-	-	-	-	-	-	-	-	-	-	-	-	-	-	-	-	✓	-	
	CU-YE18MKA	-	-	-	-	-	-	-	-	-	-	-	-	-	✓	-	✓	-	-	
	CU-YE24MKA	✓	✓	✓	✓	✓	✓	✓	✓	✓	✓	✓	✓	✓	✓	-	-	-	-	
	U-4E23JBE	✓	✓	✓	✓	✓	✓	✓	✓	✓	✓	✓	✓	✓	✓	✓	✓	-	✓	
CU-4E34PBZ	-	-	-	-	-	-	-	-	-	-	-	-	-	-	-	✓	✓	✓		
Video Doorphone 視像對講機	Schneider Electric 施耐德電氣	VDETS07	✓	✓	✓	✓	✓	✓	✓	✓	✓	✓	✓	✓	✓	✓	✓	✓	✓	
Exhaust Fan 抽氣扇	Panasonic	FV-18NF3H	-	-	-	-	-	-	-	-	-	-	-	-	✓	-	-	-	-	
	KDK	15WHC08	✓	✓	✓	✓	✓	✓	✓	✓	✓	✓	✓	✓	✓	✓	✓	✓	✓	
Gas Water Heater 煤氣熱水爐	TGC	TN JW221TFQL	-	-	-	-	-	-	-	-	-	-	-	-	✓	-	-	-	-	
		TN JW161TFL	✓	-	-	-	-	-	✓	-	-	-	-	✓	-	-	✓	-	-	
		TGW168LM	-	✓	✓	✓	✓	✓	-	✓	✓	✓	✓	-	✓	✓	-	-	✓	✓

“✓” means such appliance(s) is/are provided and/or installed in the residential property.
“✓” 表示此設備於該住宅單位內提供及/或安裝。
*No designation of 4/F, 13/F and 14/F.
*不設4樓、13樓及14樓。

The vendor undertakes that if lifts or appliances of the specified brand name or model number are not installed, lifts or appliances of comparable quality will be installed.
賣方承諾如發展項目中沒有安裝指明的品牌名稱或產品型號的升降機或設備，便會安裝品質相若的升降機或設備。

FITTINGS, FINISHES AND APPLIANCES
裝置、裝修物料及設備

APPLIANCES SCHEDULE 設備說明表

THE LAGUNA Tower 2
滿庭 第二座

Appliances 設備	Brands 品牌	Model Number 產品型號	G/F 地下		1/F 1樓		2/F 2樓					3/F-19/F* 3樓至19樓*					20/F 20樓			
			A	B	A	B	A	B	C	D	E	A	B	C	D	E	A	C	D	E
Built-in Induction Hob 嵌入式電磁爐	Siemens 西門子	EH375FBB1E	✓	✓	✓	✓	✓	✓	✓	✓	✓	✓	✓	✓	✓	✓	✓	✓	✓	✓
Built-in Single Wok Gas Burner 嵌入式煤氣單頭煮食爐		ER326AB92X	✓	✓	✓	✓	✓	✓	✓	✓	✓	✓	✓	✓	✓	✓	✓	✓	✓	✓
Built-in Double Gas Burner 嵌入式煤氣雙頭煮食爐		ER326BB90X	✓	✓	✓	✓	✓	✓	-	-	-	✓	✓	-	-	-	✓	-	-	-
Telescopic Type Cooker Hood 抽拉式抽油煙機		LI97SA530B	✓	✓	✓	✓	✓	✓	✓	✓	✓	✓	✓	✓	✓	✓	-	✓	✓	✓
Chimney Type Cooker Hood 煙囪式抽油煙機		LC21BD552	-	-	-	-	-	-	-	-	-	-	-	-	-	-	✓	-	-	-
Built-in Refrigerator (single side) 嵌入式雪櫃 (單門)		KI34NP60HK	-	-	-	-	-	-	✓	✓	✓	-	-	✓	✓	✓	-	✓	✓	✓
Exposed Refrigerator (side-by-side) 外置式雪櫃 (雙門)		KA92NVI35K	-	-	-	-	-	-	-	-	-	-	-	-	-	-	✓	-	-	-
Built-in Steam Oven 嵌入式蒸爐		CD634GBS1	-	-	-	-	-	-	-	-	-	-	-	-	-	-	✓	-	-	-
Built-in Oven 嵌入式焗爐		HB23AB521W	-	-	-	-	-	-	✓	✓	✓	-	-	✓	✓	✓	-	✓	✓	✓
Built-in Oven 嵌入式焗爐		HB632GBS1B	-	-	-	-	-	-	-	-	-	-	-	-	-	-	✓	-	-	-
Built-in Combi Steamer + Oven 嵌入式蒸焗爐		CS656GBS1B	✓	✓	✓	✓	✓	✓	-	-	-	✓	✓	-	-	-	-	-	-	-
Built-in Integrated Washer Dryer 嵌入式洗衣乾衣機		WK14D321HK	✓	✓	✓	✓	✓	✓	✓	✓	✓	✓	✓	✓	✓	✓	✓	✓	✓	✓
Exposed Refrigerator (single side) 外置式雪櫃 (單門)	De Dietrich	DKD1145S	✓	✓	✓	✓	✓	✓	-	-	-	✓	✓	-	-	-	-	-	-	
Built-in Wine Cellar 內置式酒櫃	Vinvautz	VZ18BUP	-	-	-	-	-	-	-	-	-	-	-	-	-	✓	-	-	-	
Split Type Air-conditioner Indoor Unit 分體式空調機 (室內機)	Panasonic	CS-YE9MKA	✓	✓	-	-	-	-	-	-	-	-	-	-	-	-	-	-	-	-
		CS-YE12MKA	-	-	✓	-	✓	-	-	-	-	✓	-	-	-	-	-	-	-	-
		CS-YE18MKA	✓	-	-	✓	-	✓	-	-	-	-	✓	-	-	-	-	-	-	-
		CS-YE24MKA	-	✓	-	-	-	-	✓	✓	✓	-	-	✓	✓	✓	✓	-	-	-
		CS-E9RKDW	✓	✓	✓	✓	✓	✓	✓	✓	✓	✓	✓	✓	✓	✓	✓	✓	✓	✓
		CS-E15RKDW	✓	✓	✓	✓	✓	✓	✓	✓	✓	✓	✓	✓	✓	✓	✓	✓	-	-
		CS-E18RKDW	-	-	-	-	-	-	-	-	-	-	-	-	-	-	-	-	✓	✓
		CS-MYE15PKZ	-	-	-	-	-	-	-	-	-	-	-	-	-	-	-	✓	✓	✓
		CS-MYE18PKZ	-	-	-	-	-	-	-	-	-	-	-	-	-	-	-	✓	-	-
		CS-E15HB4EA	-	-	-	-	-	-	-	-	-	-	-	-	-	-	-	✓	-	-
Split Type Air-conditioner Outdoor Unit 分體式空調機 (室外機)	CU-YE9MKA	✓	✓	-	-	-	-	-	-	-	-	-	-	-	-	-	-	-	-	
	CU-YE12MKA	-	-	✓	-	✓	-	-	-	-	✓	-	-	-	-	-	-	-	-	
	CU-YE18MKA	✓	-	-	✓	-	✓	-	-	-	-	✓	-	-	-	-	-	-	-	
	CU-YE24MKA	-	✓	-	-	-	-	✓	✓	✓	-	-	✓	✓	✓	✓	-	-	-	
	U-4E23JBE	✓	✓	✓	✓	✓	✓	✓	✓	✓	✓	✓	✓	✓	✓	✓	✓	✓	✓	
CU-4E34PBZ	-	-	-	-	-	-	-	-	-	-	-	-	-	-	-	✓	✓	✓		
Video Doorphone 視像對講機	Schneider Electric 施耐德電氣	VDETS07	✓	✓	✓	✓	✓	✓	✓	✓	✓	✓	✓	✓	✓	✓	✓	✓	✓	
Exhaust Fan 抽氣扇	Panasonic	FV-18NF3H	✓	-	-	-	-	-	-	-	-	-	-	-	-	✓	-	-	-	
	KDK	15WHC08	✓	✓	✓	✓	✓	✓	✓	✓	✓	✓	✓	✓	✓	✓	✓	✓	✓	
Gas Water Heater 煤氣熱水爐	TGC	TNJW221TFQL	✓	✓	✓	✓	✓	✓	-	-	-	✓	✓	-	-	-	✓	-	-	
		TN JW161TFL	-	-	-	-	-	-	✓	-	-	-	-	✓	-	-	-	✓	-	
		TGW168LM	-	-	-	-	-	-	-	✓	✓	-	-	-	✓	✓	-	-	✓	✓

“✓” means such appliance(s) is/are provided and/or installed in the residential property.
“✓” 表示此設備於該住宅單位內提供及/或安裝。
*No designation of 4/F, 13/F and 14/F.
*不設4樓、13樓及14樓。

The vendor undertakes that if lifts or appliances of the specified brand name or model number are not installed, lifts or appliances of comparable quality will be installed.
賣方承諾如發展項目中沒有安裝指明的品牌名稱或產品型號的升降機或設備，便會安裝品質相若的升降機或設備。

FITTINGS, FINISHES AND APPLIANCES
裝置、裝修物料及設備

APPLIANCES SCHEDULE 設備說明表

THE LAGUNA Tower 3
滿庭 第三座

Appliances 設備	Brands 品牌	Model Number 產品型號	G/F 地下		1/F 1樓		2/F 2樓					3/F-19/F* 3樓至19樓*					20/F 20樓		
			A	B	A	B	A	B	C	D	E	A	B	C	D	E	A	C	E
Built-in Induction Hob 嵌入式電磁爐	Siemens 西門子	EH375FBB1E	✓	✓	✓	✓	✓	✓	✓	✓	✓	✓	✓	✓	✓	✓	✓	✓	✓
Built-in Single Wok Gas Burner 嵌入式煤氣單頭煮食爐		ER326AB92X	✓	✓	✓	✓	✓	✓	-	✓	✓	✓	✓	-	✓	✓	✓	✓	✓
Built-in Double Gas Burner 嵌入式煤氣雙頭煮食爐		ER326BB90X	-	✓	-	✓	-	✓	-	-	-	-	✓	-	-	-	✓	✓	-
Telescopic Type Cooker Hood 抽拉式抽油煙機		LI67SA530B	-	-	-	-	-	-	✓	-	-	-	-	✓	-	-	-	-	-
Telescopic Type Cooker Hood 抽拉式抽油煙機		LI97SA530B	✓	✓	✓	✓	✓	✓	-	✓	✓	✓	✓	-	✓	✓	-	-	✓
Chimney Type Cooker Hood 煙囪式抽油煙機		LC21BD552	-	-	-	-	-	-	-	-	-	-	-	-	-	-	✓	✓	-
Built-in Refrigerator (single side) 嵌入式雪櫃 (單門)		KI34NP60HK	✓	-	✓	-	✓	-	✓	✓	✓	✓	-	✓	✓	✓	-	-	✓
Exposed Refrigerator (side-by-side) 外置式雪櫃 (雙門)		KA92NVI35K	-	-	-	-	-	-	-	-	-	-	-	-	-	-	✓	✓	-
Built-in Steam Oven 嵌入式蒸爐		CD634GBS1	-	-	-	-	-	-	-	-	-	-	-	-	-	-	✓	✓	-
Built-in Oven 嵌入式焗爐		HB23AB521W	✓	-	✓	-	✓	-	-	✓	✓	✓	-	-	✓	✓	-	-	✓
Built-in Oven 嵌入式焗爐		HB632GBS1B	-	-	-	-	-	-	-	-	-	-	-	-	-	-	✓	✓	-
Built-in Combi Steamer + Oven 嵌入式蒸焗爐		CS656GBS1B	-	✓	-	✓	-	✓	-	-	-	-	✓	-	-	-	-	-	-
Built-in Microwave Oven 嵌入式微波爐		BE634LGS1B	-	-	-	-	-	-	✓	-	-	-	-	✓	-	-	-	-	-
Built-in Integrated Washer Dryer 嵌入式洗衣乾衣機		WK14D321HK	✓	✓	✓	✓	✓	✓	✓	✓	✓	✓	✓	✓	✓	✓	✓	✓	✓
Exposed Refrigerator (single side) 外置式雪櫃 (單門)	De Dietrich	DKD1145S	-	✓	-	✓	-	✓	-	-	-	-	✓	-	-	-	-	-	
Built-in Wine Cellar 內置式酒櫃	Vinvautz	VZ18BUP	-	-	-	-	-	-	-	-	-	-	-	-	-	✓	✓	-	
Split Type Air-conditioner Indoor Unit 分體式空調機 (室內機)	Panasonic	CS-YE12MKA	-	-	-	-	-	-	-	-	-	-	-	-	-	-	✓	✓	-
		CS-YE18MKA	-	-	-	✓	-	✓	-	-	-	-	✓	-	-	-	✓	-	-
		CS-YE24MKA	✓	-	✓	-	✓	-	-	✓	✓	✓	-	-	✓	✓	-	-	-
		CS-E9RKDW	✓	✓	✓	✓	✓	✓	-	✓	✓	✓	✓	-	✓	✓	✓	✓	✓
		CS-E12RKDW	-	-	-	-	-	-	✓	-	-	-	-	✓	-	-	-	-	-
		CS-E15RKDW	✓	✓	✓	✓	✓	✓	-	✓	✓	✓	✓	-	✓	✓	-	-	✓
		CS-E18RKDW	-	-	-	-	-	-	-	-	-	-	-	-	-	-	-	-	✓
		CS-ME21RKD	-	-	-	-	-	-	✓	-	-	-	-	✓	-	-	-	-	✓
		CS-MYE12PKZ	-	-	-	-	-	-	-	-	-	-	-	-	-	-	-	✓	-
		CS-MYE18PKZ	-	-	-	-	-	-	-	-	-	-	-	-	-	-	-	✓	✓
Split Type Air-conditioner Outdoor Unit 分體式空調機 (室外機)	Panasonic	CS-E15HB4EA	-	-	-	-	-	-	-	-	-	-	-	-	-	-	✓	✓	-
		CU-YE12MKA	-	-	-	-	-	-	-	-	-	-	-	-	-	-	✓	✓	-
		CU-YE18MKA	-	-	-	✓	-	✓	-	-	-	-	✓	-	-	-	✓	-	-
		CU-YE24MKA	✓	-	✓	-	✓	-	-	✓	✓	✓	-	-	✓	✓	-	-	-
		U-4E23JBE	✓	✓	✓	✓	✓	✓	✓	✓	✓	✓	✓	✓	✓	✓	✓	✓	
		CU-4E34PBZ	-	-	-	-	-	-	-	-	-	-	-	-	-	✓	✓	-	
Video Doorphone 視像對講機	Schneider Electric 施耐德電氣	VDETS07	✓	✓	✓	✓	✓	✓	✓	✓	✓	✓	✓	✓	✓	✓	✓	✓	
Exhaust Fan 抽氣扇	Panasonic	FV-18NF3H	-	-	-	-	-	-	✓	✓	-	-	-	✓	✓	-	✓	✓	-
	KDK	15WHC08	✓	✓	✓	✓	✓	✓	-	-	✓	✓	✓	-	-	✓	✓	-	✓
Gas Water Heater 煤氣熱水爐	TGC	TNJW221TFQL	-	✓	-	✓	-	✓	-	-	-	-	✓	-	-	-	✓	✓	-
		TGW168LM	✓	-	✓	-	✓	-	-	✓	✓	✓	-	-	✓	✓	-	-	✓
Electric Water Heater 電熱水爐	Stiebel Eltron	DHE 18/21/24 SLi	-	-	-	-	-	-	✓	-	-	-	-	✓	-	-	-	-	-

“✓” means such appliance(s) is/are provided and/or installed in the residential property.
“✓” 表示此設備於該住宅單位內提供及/或安裝。
*No designation of 4/F, 13/F and 14/F.
*不設4樓、13樓及14樓。

The vendor undertakes that if lifts or appliances of the specified brand name or model number are not installed, lifts or appliances of comparable quality will be installed.
賣方承諾如發展項目中沒有安裝指明的品牌名稱或產品型號的升降機或設備，便會安裝品質相若的升降機或設備。

FITTINGS, FINISHES AND APPLIANCES
裝置、裝修物料及設備

APPLIANCES SCHEDULE 設備說明表

THE LAGUNA Tower 5
滿庭 第五座

Appliances 設備	Brands 品牌	Model Number 產品型號	G/F 地下	1/F 1樓			2/F 2樓							3/F-19/F* 3樓至19樓*							20/F 20樓									
			A	A	B	C	A	B	C	D	E	F	G	H	J	A	B	C	D	E	F	G	H	J	A	D	G	H	J	
Built-in Induction Hob 嵌入式電磁爐	Siemens 西門子	EH375FBB1E	✓	✓	✓	✓	✓	✓	✓	✓	✓	✓	✓	✓	✓	✓	✓	✓	✓	✓	✓	✓	✓	✓	✓	✓	✓	✓	✓	
Built-in Single Wok Gas Burner 嵌入式煤氣單頭煮食爐		ER326AB92X	✓	✓	-	-	✓	-	-	-	-	✓	-	-	✓	✓	-	-	-	-	✓	-	-	✓	✓	✓	-	-	✓	
Built-in Double Gas Burner 嵌入式煤氣雙頭煮食爐		ER326BB90X	✓	-	-	-	-	-	-	-	-	-	-	-	-	-	-	-	-	-	-	-	-	-	✓	✓	-	-	-	
Telescopic Type Cooker Hood 抽拉式抽油煙機		LI67SA530B	-	-	✓	✓	-	✓	✓	✓	✓	-	✓	✓	-	-	✓	✓	✓	✓	-	✓	✓	-	-	-	✓	✓	-	
Telescopic Type Cooker Hood 抽拉式抽油煙機		LI97SA530B	-	✓	-	-	✓	-	-	-	-	✓	-	-	✓	✓	-	-	-	✓	-	-	✓	-	-	-	-	-	✓	
Chimney Type Cooker Hood 煙囪式抽油煙機		LC21BD552	✓	-	-	-	-	-	-	-	-	-	-	-	-	-	-	-	-	-	-	-	-	✓	✓	-	-	-		
Built-in Refrigerator (single side) 嵌入式雪櫃 (單門)		KI34NP60HK	-	✓	✓	✓	✓	✓	✓	✓	✓	✓	✓	✓	✓	✓	✓	✓	✓	✓	✓	✓	✓	✓	-	-	✓	✓	✓	
Exposed Refrigerator (side-by-side) 外置式雪櫃 (雙門)		KA92NVI35K	✓	-	-	-	-	-	-	-	-	-	-	-	-	-	-	-	-	-	-	-	-	✓	✓	-	-	-		
Built-in Steam Oven 嵌入式蒸爐		CD634GBS1	✓	-	-	-	-	-	-	-	-	-	-	-	-	-	-	-	-	-	-	-	-	✓	✓	-	-	-		
Built-in Oven 嵌入式焗爐		HB23AB521W	-	✓	-	-	✓	-	-	-	-	✓	-	-	✓	✓	-	-	-	-	✓	-	-	✓	-	-	-	-	✓	
Built-in Oven 嵌入式焗爐		HB632GBS1B	✓	-	-	-	-	-	-	-	-	-	-	-	-	-	-	-	-	-	-	-	-	✓	✓	-	-	-		
Built-in Microwave Oven 嵌入式微波爐		BE634LGS1B	-	-	✓	✓	-	✓	✓	✓	✓	-	✓	✓	-	-	✓	✓	✓	✓	-	✓	✓	-	-	-	✓	✓	-	
Built-in Integrated Washer Dryer 嵌入式洗衣乾衣機		WK14D321HK	✓	✓	✓	✓	✓	✓	✓	✓	✓	✓	✓	✓	✓	✓	✓	✓	✓	✓	✓	✓	✓	✓	✓	✓	✓	✓	✓	
Built-in Wine Cellar 內置式酒櫃	Vinvautz	VZ18BUP	✓	-	-	-	-	-	-	-	-	-	-	-	-	-	-	-	-	-	-	-	✓	✓	-	-	-			
Split Type Air-conditioner Indoor Unit 分體式空調機 (室內機)	Panasonic	CS-YE18MKA	✓	✓	-	-	✓	-	-	-	-	✓	-	-	-	✓	-	-	-	✓	-	-	-	-	-	-	✓	✓	-	
		CS-YE24MKA	-	-	✓	✓	-	✓	✓	-	-	-	-	-	✓	-	✓	✓	-	-	-	-	-	✓	-	-	-	✓	-	
		CS-E15HB4EA	✓	-	-	-	-	-	-	-	-	-	-	-	-	-	-	-	-	-	-	-	-	-	-	-	-	-		
		CS-E28RKDS	-	-	-	-	-	-	-	-	-	-	-	-	-	-	-	-	-	-	-	-	-	-	-	✓	-	-		
		CS-E9RKDW	✓	✓	-	-	✓	-	-	✓	-	✓	✓	✓	✓	-	-	✓	-	✓	-	✓	✓	-	-	-	-	-	✓	
		CS-E15RKDW	-	✓	-	-	✓	-	-	-	-	✓	✓	✓	✓	✓	-	-	-	✓	✓	✓	✓	-	-	-	-	-	✓	
		CS-E18RKDW	-	-	-	-	-	-	-	-	-	-	-	-	-	-	-	-	-	-	-	-	-	-	-	-	-	✓		
		CS-ME21RKD	✓	-	-	-	-	-	✓	-	-	✓	-	-	-	-	-	✓	-	-	✓	-	-	-	-	-	-	-	✓	
		S-45MY2E5A	-	-	-	-	-	-	-	-	-	-	-	-	-	-	-	-	-	-	-	-	-	-	-	✓	✓	-	-	
Split Type Air-conditioner Outdoor Unit 分體式空調機 (室外機)		CU-YE18MKA	✓	✓	-	-	✓	-	-	-	✓	-	-	✓	-	-	✓	-	-	✓	-	-	-	-	-	-	✓	✓	-	
		CU-YE24MKA	-	-	✓	✓	-	✓	✓	-	-	-	-	✓	-	✓	✓	-	-	-	-	-	✓	-	-	-	✓	-		
		CU-E28RKD	-	-	-	-	-	-	-	-	-	-	-	-	-	-	-	-	-	-	-	-	-	-	-	✓	-	-		
		U-4E23JBE	✓	✓	-	-	✓	-	-	✓	-	✓	✓	✓	✓	-	-	✓	-	✓	✓	✓	✓	-	-	-	-	✓		
Variable Refrigerant Volume Air-conditioner Indoor Unit 可變冷媒流量空調機 (室內機)		S-28MK2E5A	-	-	-	-	-	-	-	✓	-	-	-	-	-	-	-	✓	-	-	-	-	-	✓	✓	-	-	-		
		S-45MK1E5A	-	-	-	-	-	-	-	-	-	-	-	-	-	-	-	-	-	-	-	-	-	-	✓	✓	-	-		
		S-56MK1E5A	-	-	-	-	-	-	-	-	-	-	-	-	-	-	-	-	-	-	-	-	-	-	✓	✓	-	-		
		S-73MK1E5A	-	-	-	-	-	-	-	✓	-	-	-	-	-	-	-	-	✓	-	-	-	-	-	-	✓	-	-		
Variable Refrigerant Volume Air-conditioner Outdoor Unit 可變冷媒流量空調機 (室外機)		U-4LE1H4	-	-	-	-	-	-	-	✓	-	-	-	-	-	-	-	✓	-	-	-	-	✓	✓	-	-	-			
		U-6LE1H4	-	-	-	-	-	-	-	-	-	-	-	-	-	-	-	-	-	-	-	-	-	✓	✓	-	-	-		
Video Doorphone 視像對講機	Schneider Electric 施耐德電氣	VDETS07	✓	✓	✓	✓	✓	✓	✓	✓	✓	✓	✓	✓	✓	✓	✓	✓	✓	✓	✓	✓	✓	✓	✓	✓	✓	✓		
Exhaust Fan 抽氣扇	Panasonic	FV-18NF3H	✓	-	✓	✓	-	✓	✓	-	✓	✓	-	-	✓	✓	-	✓	-	✓	✓	-	✓	✓	✓	✓	✓	-		
	KDK	15WHC08	✓	✓	-	-	✓	-	-	✓	-	✓	-	-	✓	✓	-	✓	-	✓	-	-	✓	✓	✓	-	-	✓		
Gas Water Heater 煤氣熱水爐	TGC	TNJW221TFQL	✓	-	-	-	-	-	-	-	-	-	-	-	-	-	-	-	-	-	-	-	-	✓	✓	-	-	-		
		TNJW161TFL	-	-	-	-	-	-	-	-	-	-	-	✓	-	-	-	-	-	-	-	-	✓	-	-	-	✓			
		TGW168LM	-	✓	-	-	✓	-	-	-	-	✓	-	-	-	✓	-	-	✓	-	-	-	-	-	-	-	-			
Electric Water Heater 電熱水爐	Stiebel Eltron	DHE 18/21/24 SLi	-	-	✓	✓	-	✓	✓	✓	✓	-	✓	✓	-	-	✓	✓	✓	✓	-	✓	✓	-	✓	✓	✓	-		
		DHM 6	-	-	-	-	-	-	-	-	-	-	-	-	-	-	-	-	-	-	-	-	-	-	-	✓	-	-		

“✓” means such appliance(s) is/are provided and/or installed in the residential property.
“✓” 表示此設備於該住宅單位內提供及/或安裝。
*No designation of 4/F, 13/F and 14/F.
*不設4樓、13樓及14樓。

The vendor undertakes that if lifts or appliances of the specified brand name or model number are not installed, lifts or appliances of comparable quality will be installed.
賣方承諾如發展項目中沒有安裝指明的品牌名稱或產品型號的升降機或設備，便會安裝品質相若的升降機或設備。

FITTINGS, FINISHES AND APPLIANCES
裝置、裝修物料及設備

APPLIANCES SCHEDULE 設備說明表

THE LAGUNA Tower 6
滿庭 第六座

Appliances 設備	Brands 品牌	Model Number 產品型號	G/F 地下		1/F 1樓		2/F 2樓								3/F-19/F* 3樓至19樓*								20/F 20樓									
			A	D	A	B	C	D	A	B	C	D	E	F	G	H	J	A	B	C	D	E	F	G	H	J	A	E	F	G	H	J
Built-in Induction Hob 嵌入式電磁爐	Siemens 西門子	EH375FBB1E	✓	✓	✓	✓	✓	✓	✓	✓	✓	✓	✓	✓	✓	✓	✓	✓	✓	✓	✓	✓	✓	✓	✓	✓	✓	✓	✓	✓	✓	✓
Built-in Single Wok Gas Burner 嵌入式煤氣單頭煮食爐		ER326AB92X	✓	✓	✓	-	-	✓	✓	-	-	✓	-	-	-	-	✓	-	-	✓	-	-	-	-	✓	✓	-	-	-	-	✓	
Built-in Double Gas Burner 嵌入式煤氣雙頭煮食爐		ER326BB90X	✓	-	-	-	-	-	-	-	-	-	-	-	-	-	-	-	-	-	-	-	-	-	-	✓	-	-	-	-	-	
Telescopic Type Cooker Hood 抽拉式抽油煙機		LI67SA530B	-	-	-	✓	✓	-	-	✓	✓	-	✓	✓	✓	✓	-	-	✓	✓	-	✓	✓	✓	✓	-	-	✓	✓	✓	✓	-
Telescopic Type Cooker Hood 抽拉式抽油煙機		LI97SA530	-	✓	✓	-	-	✓	✓	-	-	✓	-	-	-	-	✓	-	-	✓	-	-	-	-	✓	-	-	-	-	-	✓	
Chimney Type Cooker Hood 煙囪式抽油煙機		LC21BD552	✓	-	-	-	-	-	-	-	-	-	-	-	-	-	-	-	-	-	-	-	-	-	-	✓	-	-	-	-	-	
Built-in Refrigerator (single side) 嵌入式雪櫃 (單門)		KI34NP60HK	-	✓	✓	✓	✓	✓	✓	✓	✓	✓	✓	✓	✓	✓	✓	✓	✓	✓	✓	✓	✓	✓	✓	-	✓	✓	✓	✓	✓	
Exposed Refrigerator (side-by-side) 外置式雪櫃 (雙門)		KA92NVI35K	✓	-	-	-	-	-	-	-	-	-	-	-	-	-	-	-	-	-	-	-	-	-	-	✓	-	-	-	-	-	
Built-in Steam Oven 嵌入式蒸爐		CD634GBS1	✓	-	-	-	-	-	-	-	-	-	-	-	-	-	-	-	-	-	-	-	-	-	-	✓	-	-	-	-	-	
Built-in Oven 嵌入式焗爐		HB23AB521W	-	✓	✓	-	-	✓	✓	-	-	✓	-	-	-	-	✓	✓	-	-	✓	-	-	-	-	✓	-	-	-	-	-	✓
Built-in Oven 嵌入式焗爐		HB632GBS1B	✓	-	-	-	-	-	-	-	-	-	-	-	-	-	-	-	-	-	-	-	-	-	-	✓	-	-	-	-	-	
Built-in Microwave Oven 嵌入式微波爐		BE634LGS1B	-	-	-	✓	✓	-	-	✓	✓	-	✓	✓	✓	✓	-	-	✓	✓	-	✓	✓	✓	✓	-	-	✓	✓	✓	✓	-
Built-in Integrated Washer Dryer 嵌入式洗衣乾衣機		WK14D321HK	✓	✓	✓	✓	✓	✓	✓	✓	✓	✓	✓	✓	✓	✓	✓	✓	✓	✓	✓	✓	✓	✓	✓	✓	✓	✓	✓	✓	✓	✓
Built-in Wine Cellar 內置式酒櫃	Vinvautz	VZ18BUP	✓	-	-	-	-	-	-	-	-	-	-	-	-	-	-	-	-	-	-	-	-	-	✓	-	-	-	-	-		
Split Type Air-conditioner Indoor Unit 分體式空調機 (室內機)	Panasonic	CS-YE12MKA	-	-	-	-	-	-	-	-	-	-	-	-	-	-	-	-	-	-	-	-	-	-	-	-	-	-	-	✓	-	
		CS-YE18MKA	-	✓	✓	-	-	✓	✓	-	-	✓	-	-	-	-	✓	-	-	✓	-	-	-	-	-	-	✓	-	-	✓	-	
		CS-YE24MKA	-	-	✓	✓	-	-	✓	✓	-	-	✓	✓	✓	✓	-	✓	✓	-	-	-	-	✓	-	✓	-	✓	✓	-	-	
		CS-E9RKDW	✓	✓	✓	-	-	✓	✓	-	-	✓	✓	✓	✓	✓	✓	-	-	✓	✓	✓	✓	✓	✓	-	-	-	-	-	✓	
		CS-E15RKDW	✓	✓	✓	-	-	✓	✓	-	-	-	-	-	-	✓	✓	-	-	-	✓	✓	✓	✓	✓	-	-	-	-	-	✓	
		CS-E18RKDW	-	-	-	-	-	-	-	-	-	✓	✓	✓	✓	✓	-	-	-	✓	✓	✓	✓	✓	-	-	-	-	-	-	✓	
		CS-ME21RKD	-	-	-	-	-	-	-	-	-	-	-	-	-	-	-	-	-	-	-	-	-	-	-	-	-	-	-	-	✓	
		CS-MYE15PKZ	✓	-	-	-	-	-	-	-	-	-	-	-	-	-	-	-	-	-	-	-	-	-	-	-	-	✓	-	-	-	
		CS-MYE18PKZ	✓	-	-	-	-	-	-	-	-	-	-	-	-	-	-	-	-	-	-	-	-	-	-	-	-	✓	-	-	-	
		CS-E15HB4EA	✓	-	-	-	-	-	-	-	-	-	-	-	-	-	-	-	-	-	-	-	-	-	-	-	-	-	-	-	-	
Split Type Air-conditioner Outdoor Unit 分體式空調機 (室外機)		S-45MY2E5A	-	-	-	-	-	-	-	-	-	-	-	-	-	-	-	-	-	-	-	-	-	-	-	✓	-	-	-	-	-	
		CU-YE12MKA	-	-	-	-	-	-	-	-	-	-	-	-	-	-	-	-	-	-	-	-	-	-	-	-	-	-	-	✓	-	
		CU-YE18MKA	-	✓	✓	-	-	✓	✓	-	-	✓	-	-	-	-	✓	-	-	✓	-	-	-	-	-	-	✓	-	✓	-	-	
		CU-YE24MKA	-	-	-	✓	✓	-	-	✓	✓	-	-	-	-	-	✓	✓	-	-	-	-	-	✓	-	✓	-	✓	✓	-	-	
		U-4E23JBE	✓	✓	✓	-	-	✓	✓	-	-	✓	✓	✓	✓	✓	✓	-	-	✓	✓	✓	✓	✓	✓	-	-	-	-	✓	-	
		CU-4E34PBZ	✓	-	-	-	-	-	-	-	-	-	-	-	-	-	-	-	-	-	-	-	-	-	-	-	-	✓	-	-	-	
Variable Refrigerant Volume Air-conditioner Indoor Unit 可變冷媒流量空調機 (室內機)		S-28MK2E5A	-	-	-	-	-	-	-	-	-	-	-	-	-	-	-	-	-	-	-	-	-	-	-	✓	-	-	-	-	-	
		S-36MK2E5A	-	-	-	-	-	-	-	-	-	-	-	-	-	-	-	-	-	-	-	-	-	-	-	✓	-	-	-	-	-	
		S-45MK1E5A	-	-	-	-	-	-	-	-	-	-	-	-	-	-	-	-	-	-	-	-	-	-	-	✓	-	-	-	-	-	
		S-56MK1E5A	-	-	-	-	-	-	-	-	-	-	-	-	-	-	-	-	-	-	-	-	-	-	-	✓	-	-	-	-	-	
		S-73MK1E5A	-	-	-	-	-	-	-	-	-	-	-	-	-	-	-	-	-	-	-	-	-	-	-	✓	-	-	-	-	-	
Variable Refrigerant Volume Air-conditioner Indoor Unit 可變冷媒流量空調機 (室內機)		U-5LE1H4	-	-	-	-	-	-	-	-	-	-	-	-	-	-	-	-	-	-	-	-	-	-	-	✓	-	-	-	-	-	
		U-6LE1H4	-	-	-	-	-	-	-	-	-	-	-	-	-	-	-	-	-	-	-	-	-	-	-	✓	-	-	-	-	-	
Video Doorphone 視像對講機	Schneider Electric 施耐德電氣	VDETS07	✓	✓	✓	✓	✓	✓	✓	✓	✓	✓	✓	✓	✓	✓	✓	✓	✓	✓	✓	✓	✓	✓	✓	✓	✓	✓	✓	✓	✓	
Exhaust Fan 抽氣扇	Panasonic	FV-18NF3H	✓	-	-	✓	✓	-	-	✓	✓	-	✓	✓	-	-	✓	✓	-	✓	✓	-	✓	✓	-	✓	✓	-	✓	✓	-	
	KDK	15WHC08	✓	✓	✓	-	-	✓	✓	-	-	✓	-	✓	-	-	✓	✓	-	✓	-	✓	-	✓	-	✓	✓	-	-	✓	-	
Gas Water Heater 煤氣熱水爐	TGC	TN JW221TFQL	✓	-	-	-	-	-	-	-	-	-	-	-	-	-	-	-	-	-	-	-	-	-	-	-	-	-	-	-	-	
		TN JW221TFL	-	-	-	-	-	-	-	-	-	-	-	-	-	-	-	-	-	-	-	-	-	-	-	✓	-	-	-	-	-	
		TN JW161TFL	-	-	-	-	-	-	-	-	-	-	-	-	-	-	✓	-	-	-	-	-	-	-	✓	-	-	-	-	✓	-	
		TGW168LM	-	✓	✓	-	-	✓	✓	-	-	✓	-	-	-	-	-	✓	-	-	✓	-	-	-	-	-	-	-	-	-	-	
		TGW198LM	-	-	-	-	-	-	-	-	-	-	-	-	-	-	-	-	-	-	-	-	-	-	-	✓	-	-	-	-	-	
Electric Water Heater 電熱水爐	Stiebel Eltron	DHE 18/21/24 SLi	✓	-	-	✓	✓	-	-	✓	✓	-	✓	✓	✓	-	-	✓	✓	-	✓	✓	✓	✓	-	✓	✓	✓	✓	✓	-	

“✓” means such appliance(s) is/are provided and/or installed in the residential property.
“✓” 表示此設備於該住宅單位內提供及/或安裝。
*No designation of 4/F, 13/F and 14/F.
*不設4樓、13樓及14樓。

The vendor undertakes that if lifts or appliances of the specified brand name or model number are not installed, lifts or appliances of comparable quality will be installed.
賣方承諾如發展項目中沒有安裝指明的品牌名稱或產品型號的升降機或設備，便會安裝品質相若的升降機或設備。

FITTINGS, FINISHES AND APPLIANCES
裝置、裝修物料及設備

APPLIANCES SCHEDULE 設備說明表

THE LAGUNA Tower 7
滿庭 第七座

Appliances 設備	Brands 品牌	Model Number 產品型號	G/F 地下		1/F 1樓		2/F 2樓					3/F-12/F* 3樓至12樓*					15/F 15樓			
			A	B	A	B	A	B	C	D	E	A	B	C	D	E	A	C	D	
Built-in Induction Hob 嵌入式電磁爐	Siemens 西門子	EH375FBB1E	✓	✓	✓	✓	✓	✓	✓	✓	✓	✓	✓	✓	✓	✓	✓	✓	✓	
Built-in Single Wok Gas Burner 嵌入式煤氣單頭煮食爐		ER326AB92X	✓	✓	✓	✓	✓	✓	✓	-	✓	✓	✓	✓	-	✓	✓	✓	✓	
Built-in Double Gas Burner 嵌入式煤氣雙頭煮食爐		ER326BB90X	✓	✓	✓	✓	✓	✓	-	-	✓	✓	✓	-	-	✓	✓	-	✓	
Telescopic Type Cooker Hood 抽拉式抽油煙機		LI67SA530B	-	-	-	-	-	-	-	✓	-	-	-	-	✓	-	-	-	-	
Telescopic Type Cooker Hood 抽拉式抽油煙機		LI97SA530B	✓	✓	✓	✓	✓	✓	✓	-	✓	✓	✓	✓	-	✓	-	✓	-	
Chimney Type Cooker Hood 煙囪式抽油煙機		LC21BD552	-	-	-	-	-	-	-	-	-	-	-	-	-	-	✓	-	✓	
Built-in Refrigerator (single side) 嵌入式雪櫃 (單門)		KI34NP60HK	-	-	-	-	-	-	✓	✓	-	-	-	✓	✓	-	-	✓	-	
Exposed Refrigerator (side-by-side) 外置式雪櫃 (雙門)		KA92NVI35K	-	-	-	-	-	-	-	-	-	-	-	-	-	-	✓	-	✓	
Built-in Steam Oven 嵌入式蒸爐		CD634GBS1	-	-	-	-	-	-	-	-	-	-	-	-	-	-	✓	-	✓	
Built-in Oven 嵌入式焗爐		HB23AB521W	-	-	-	-	-	-	✓	-	-	-	-	✓	-	-	-	✓	-	
Built-in Oven 嵌入式焗爐		HB632GBS1B	-	-	-	-	-	-	-	-	-	-	-	-	-	-	✓	-	✓	
Built-in Combi Steamer + Oven 嵌入式蒸焗爐		CS656GBS1B	✓	✓	✓	✓	✓	✓	-	-	✓	✓	✓	-	-	✓	-	-	-	
Built-in Microwave Oven 嵌入式微波爐		BE634LGS1B	-	-	-	-	-	-	-	✓	-	-	-	-	✓	-	-	-	-	
Built-in Integrated Washer Dryer 嵌入式洗衣乾衣機		WK14D321HK	✓	✓	✓	✓	✓	✓	✓	✓	✓	✓	✓	✓	✓	✓	✓	✓	✓	
Exposed Refrigerator (single side) 外置式雪櫃 (單門)	De Dietrich	DKD1145S	✓	✓	✓	✓	✓	✓	-	-	✓	✓	✓	-	-	✓	-	-		
Built-in Wine Cellar 內置式酒櫃	Vinvautz	VZ18BUP	-	-	-	-	-	-	-	-	-	-	-	-	-	✓	-	✓		
Split Type Air-conditioner Indoor Unit 分體式空調機 (室內機)	Panasonic	CS-YE12MKA	-	-	-	-	-	-	-	✓	-	-	-	-	✓	✓	-	✓		
		CS-YE18MKA	✓	-	✓	-	✓	-	✓	-	✓	-	✓	-	-	✓	-	-		
		CS-E9RKDW	✓	✓	✓	✓	✓	✓	✓	✓	✓	✓	✓	✓	✓	✓	✓	-	✓	
		CS-E12RKDW	✓	✓	-	-	-	✓	-	-	-	✓	-	-	-	-	-	✓	✓	
		CS-E15RKDW	✓	✓	✓	✓	✓	✓	✓	-	✓	✓	✓	✓	-	✓	-	-	✓	
		CS-E18RKDW	-	-	-	-	-	-	-	✓	-	-	-	-	✓	-	-	-	-	
		CS-ME21RKD	-	✓	-	-	-	✓	-	-	-	✓	-	-	-	-	-	✓	✓	
		CS-MYE12PKZ	-	-	-	-	-	-	-	-	-	-	-	-	-	-	-	-	✓	
		CS-MYE15PKZ	-	-	-	-	-	-	-	-	-	-	-	-	-	-	-	✓	-	
		CS-MYE18PKZ	-	-	-	-	-	-	-	-	-	-	-	-	-	-	-	✓	-	✓
		CS-E15HB4EA	-	-	-	-	-	-	-	-	-	-	-	-	-	-	-	✓	-	✓
		CS-E28RKDS	-	-	-	-	-	-	-	-	-	-	-	-	-	-	-	✓	✓	-
Split Type Air-conditioner Outdoor Unit 分體式空調機 (室外機)	Panasonic	CU-YE12MKA	-	-	-	-	-	-	-	✓	-	-	-	-	✓	✓	-	✓		
		CU-YE18MKA	✓	-	✓	-	✓	-	✓	-	✓	-	✓	-	-	✓	-	-		
		U-4E23JBE	✓	✓	✓	✓	✓	✓	✓	✓	✓	✓	✓	✓	✓	✓	✓	✓	✓	
		CU-4E34PBZ	-	-	-	-	-	-	-	-	-	-	-	-	-	-	✓	-	✓	
		CU-E28RKD	-	-	-	-	-	-	-	-	-	-	-	-	-	-	✓	✓	-	
Video Doorphone 視像對講機	Schneider Electric 施耐德電氣	VDETS07	✓	✓	✓	✓	✓	✓	✓	✓	✓	✓	✓	✓	✓	✓	✓	✓		
Exhaust Fan 抽氣扇	Panasonic	FV-18NF3H	✓	✓	✓	✓	✓	✓	-	✓	-	✓	✓	-	✓	-	✓	-	✓	
	KDK	15WHC08	✓	✓	✓	✓	✓	✓	✓	-	✓	✓	✓	✓	-	✓	✓	✓	✓	
Gas Water Heater 煤氣熱水爐	TGC	TNJW221TFQL	✓	✓	✓	✓	✓	✓	-	-	-	✓	✓	-	-	-	✓	-	✓	
		TNJW221TFL	-	-	-	-	-	-	-	-	✓	-	-	-	-	✓	-	-	-	
		TGW168LM	-	-	-	-	-	-	✓	-	-	-	-	✓	-	-	-	✓	-	
Electric Water Heater 電熱水爐	Stiebel Eltron	DHE 18/21/24 SLi	-	-	-	-	-	-	-	✓	-	-	-	-	✓	-	✓	-	✓	

“✓” means such appliance(s) is/are provided and/or installed in the residential property.
“✓” 表示此設備於該住宅單位內提供及/或安裝。
*No designation of 4/F, 13/F and 14/F.
*不設4樓、13樓及14樓。

The vendor undertakes that if lifts or appliances of the specified brand name or model number are not installed, lifts or appliances of comparable quality will be installed.
賣方承諾如發展項目中沒有安裝指明的品牌名稱或產品型號的升降機或設備，便會安裝品質相若的升降機或設備。

FITTINGS, FINISHES AND APPLIANCES
裝置、裝修物料及設備

APPLIANCES SCHEDULE 設備說明表

THE LAGUNA Tower 8
滿庭 第八座

Appliances 設備	Brands 品牌	Model Number 產品型號	G/F 地下		1/F 1樓			2/F 2樓							3/F-12/F* 3樓至12樓*							15/F 15樓			
			A	B	A	B	C	A	B	C	D	E	F	G	A	B	C	D	E	F	G	A	D	E	
Built-in Induction Hob 嵌入式電磁爐	Siemens 西門子	EH375FBB1E	✓	✓	✓	✓	✓	✓	✓	✓	✓	✓	✓	✓	✓	✓	✓	✓	✓	✓	✓	✓	✓	✓	
Built-in Single Wok Gas Burner 嵌入式煤氣單頭煮食爐		ER326AB92X	✓	✓	✓	-	✓	✓	-	✓	✓	-	-	✓	✓	-	✓	✓	-	-	✓	✓	✓	✓	
Built-in Double Gas Burner 嵌入式煤氣雙頭煮食爐		ER326BB90X	✓	✓	-	-	-	-	-	-	-	-	-	-	-	-	-	-	-	-	-	✓	-	✓	
Telescopic Type Cooker Hood 抽拉式抽油煙機		LI67SA530B	-	-	-	✓	-	-	✓	-	-	✓	✓	-	-	✓	-	✓	✓	-	-	✓	-	-	
Telescopic Type Cooker Hood 抽拉式抽油煙機		LI97SA530B	✓	✓	✓	-	✓	✓	-	✓	✓	-	-	✓	✓	-	✓	✓	-	-	✓	-	✓	-	
Chimney Type Cooker Hood 煙囪式抽油煙機		LC21BD552	-	-	-	-	-	-	-	-	-	-	-	-	-	-	-	-	-	-	-	✓	-	✓	
Built-in Refrigerator (single side) 嵌入式雪櫃 (單門)		KI34NP60HK	-	-	✓	✓	✓	✓	✓	✓	✓	✓	✓	✓	✓	✓	✓	✓	✓	✓	✓	-	✓	-	
Exposed Refrigerator (side-by-side) 外置式雪櫃 (雙門)		KA92NVI35K	-	-	-	-	-	-	-	-	-	-	-	-	-	-	-	-	-	-	-	✓	-	✓	
Built-in Steam Oven 嵌入式蒸爐		CD634GBS1	-	-	-	-	-	-	-	-	-	-	-	-	-	-	-	-	-	-	-	✓	-	✓	
Built-in Oven 嵌入式焗爐		HB23AB521W	-	-	✓	-	✓	✓	-	✓	✓	-	-	✓	✓	-	✓	✓	-	-	✓	-	✓	-	
Built-in Oven 嵌入式焗爐		HB632GBS1B	-	-	-	-	-	-	-	-	-	-	-	-	-	-	-	-	-	-	-	✓	-	✓	
Built-in Combi Steamer + Oven 嵌入式蒸焗爐		CS656GBS1B	✓	✓	-	-	-	-	-	-	-	-	-	-	-	-	-	-	-	-	-	-	-	-	
Built-in Microwave Oven 嵌入式微波爐		BE634LGS1B	-	-	-	✓	-	-	✓	-	-	✓	✓	-	-	✓	-	-	✓	✓	-	-	-	-	
Built-in Integrated Washer Dryer 嵌入式洗衣乾衣機		WK14D321HK	✓	✓	✓	✓	✓	✓	✓	✓	✓	✓	✓	✓	✓	✓	✓	✓	✓	✓	✓	✓	✓	✓	
Exposed Refrigerator (single side) 外置式雪櫃 (單門)		De Dietrich	DKD1145S	✓	✓	-	-	-	-	-	-	-	-	-	-	-	-	-	-	-	-	-	-	-	
Built-in Wine Cellar 內置式酒櫃	Vinvautz	VZ18BUP	-	-	-	-	-	-	-	-	-	-	-	-	-	-	-	-	-	-	✓	-	✓		
Split Type Air-conditioner Indoor Unit 分體式空調機 (室內機)	Panasonic	CS-YE12MKA	✓	✓	-	-	-	-	-	-	-	-	-	-	-	-	-	-	-	-	-	-	-		
		CS-YE18MKA	-	-	-	-	-	-	-	-	-	-	✓	-	-	-	-	-	-	✓	✓	-	-		
		CS-YE24MKA	-	-	✓	-	✓	✓	-	✓	✓	-	-	✓	-	✓	✓	-	-	-	-	-	✓		
		CS-E28RKDS	-	-	-	-	-	-	-	-	-	-	-	-	-	-	-	-	-	-	-	✓	✓		
		CS-E9RKDW	✓	✓	✓	-	✓	✓	-	✓	✓	✓	✓	✓	✓	-	✓	✓	✓	✓	✓	✓	-	✓	
		CS-E12RKDW	-	-	-	-	-	-	-	-	-	-	-	-	-	-	-	-	-	-	-	-	✓		
		CS-E15RKDW	✓	✓	✓	✓	✓	✓	-	✓	✓	-	-	✓	✓	-	✓	✓	-	-	✓	-	-		
		CS-ME21RKD	-	-	-	✓	-	-	-	-	-	✓	✓	-	-	-	-	✓	✓	-	✓	-	-		
		CS-MYE12PKZ	-	-	-	-	-	✓	-	-	-	-	-	-	-	✓	-	-	-	-	-	✓	-		
		CS-MYE15PKZ	-	-	-	-	-	-	-	-	-	-	-	-	-	-	-	-	-	-	-	-	✓	✓	
		CS-MYE18PKZ	-	-	-	-	-	✓	-	-	-	-	-	-	-	✓	-	-	-	-	-	✓	✓	✓	
		CS-E15HB4EA	-	-	-	-	-	-	-	-	-	-	-	-	-	-	-	-	-	-	-	✓	-	✓	
Split Type Air-conditioner Outdoor Unit 分體式空調機 (室外機)		CU-YE12MKA	✓	✓	-	-	-	-	-	-	-	-	-	-	-	-	-	-	-	-	-	-	-		
		CU-YE18MKA	-	-	-	-	-	-	-	-	-	-	✓	-	-	-	-	-	-	-	✓	✓	-		
		CU-YE24MKA	-	-	✓	-	✓	✓	-	✓	✓	-	-	✓	-	✓	✓	-	-	-	-	-	✓		
		U-4E23JBE	✓	✓	✓	✓	✓	✓	-	✓	✓	✓	✓	✓	✓	-	✓	✓	✓	✓	✓	✓	-	✓	
		CU-4E34PBZ	-	-	-	-	-	✓	-	-	-	-	-	-	✓	-	-	-	-	-	-	✓	✓	✓	
		CU-E28RKD	-	-	-	-	-	-	-	-	-	-	-	-	-	-	-	-	-	-	-	✓	✓	-	
Video Doorphone 視像對講機	Schneider Electric 施耐德電氣	VDETS07	✓	✓	✓	✓	✓	✓	✓	✓	✓	✓	✓	✓	✓	✓	✓	✓	✓	✓	✓	✓	✓		
Exhaust Fan 抽氣扇	Panasonic	FV-18NF3H	✓	✓	-	✓	-	-	✓	-	-	✓	✓	-	-	✓	-	-	✓	✓	-	✓	-		
	KDK	15WHC08	✓	✓	✓	-	✓	✓	-	✓	✓	-	-	✓	✓	-	✓	✓	-	-	✓	✓	✓		
Gas Water Heater 煤氣熱水爐	TGC	TN JW221TFQL	✓	✓	-	-	-	-	-	-	-	-	-	-	-	-	-	-	-	-	-	✓	-		
		TN JW161TFL	-	-	✓	-	-	✓	-	-	✓	-	-	✓	✓	-	-	✓	-	-	✓	-	✓		
		TGW168LM	-	-	-	-	✓	-	-	✓	-	-	-	-	-	-	✓	-	-	-	-	-	-		
Electric Water Heater 電熱水爐	Stiebel Eltron	DHE 18/21/24 SLi	-	-	-	✓	-	-	✓	-	-	✓	✓	-	-	✓	-	-	✓	✓	-	-	-		

“✓” means such appliance(s) is/are provided and/or installed in the residential property.
“✓” 表示此設備於該住宅單位內提供及/或安裝。
*No designation of 4/F, 13/F and 14/F.
*不設4樓、13樓及14樓。

The vendor undertakes that if lifts or appliances of the specified brand name or model number are not installed, lifts or appliances of comparable quality will be installed.
賣方承諾如發展項目中沒有安裝指明的品牌名稱或產品型號的升降機或設備，便會安裝品質相若的升降機或設備。

FITTINGS, FINISHES AND APPLIANCES
裝置、裝修物料及設備

APPLIANCES SCHEDULE 設備說明表

THE LAGUNA Tower 9
滿庭 第九座

Appliances 設備	Brands 品牌	Model Number 產品型號	G/F 地下	1/F 1樓			2/F 2樓							3/F-12/F* 3樓至12樓*							15/F 15樓							
			A	A	B	C	A	B	C	D	E	F	G	H	A	B	C	D	E	F	G	H	A	D	F	G	H	
Built-in Induction Hob 嵌入式電磁爐	Siemens 西門子	EH375FBB1E	✓	✓	✓	✓	✓	✓	✓	✓	✓	✓	✓	✓	✓	✓	✓	✓	✓	✓	✓	✓	✓	✓	✓	✓	✓	
Built-in Single Wok Gas Burner 嵌入式煤氣單頭煮食爐		ER326AB92X	✓	✓	-	-	✓	-	-	✓	✓	-	-	✓	✓	-	-	✓	✓	-	-	✓	✓	✓	-	-	✓	
Built-in Double Gas Burner 嵌入式煤氣雙頭煮食爐		ER326BB90X	✓	-	-	-	-	-	-	✓	✓	-	-	-	-	-	-	✓	✓	-	-	-	✓	✓	-	-	-	
Telescopic Type Cooker Hood 抽拉式抽油煙機		LI67SA530B	-	-	✓	✓	-	✓	✓	-	-	✓	✓	-	-	✓	✓	-	-	✓	✓	-	-	-	✓	✓	-	
Telescopic Type Cooker Hood 抽拉式抽油煙機		LI97SA530B	-	✓	-	-	✓	-	-	✓	✓	-	-	✓	✓	-	-	✓	✓	-	-	✓	-	-	-	-	✓	
Chimney Type Cooker Hood 煙囪式抽油煙機		LC21BD552	✓	-	-	-	-	-	-	-	-	-	-	-	-	-	-	-	-	-	-	-	✓	✓	-	-	-	
Built-in Refrigerator (single side) 嵌入式雪櫃 (單門)		KI34NP60HK	-	✓	✓	✓	✓	✓	✓	-	-	✓	✓	✓	✓	✓	✓	✓	-	-	✓	✓	✓	-	-	✓	✓	
Exposed Refrigerator (side-by-side) 外置式雪櫃 (雙門)		KA92NVI35K	✓	-	-	-	-	-	-	-	-	-	-	-	-	-	-	-	-	-	-	-	✓	✓	-	-	-	
Built-in Steam Oven 嵌入式蒸爐		CD634GBS1	✓	-	-	-	-	-	-	-	-	-	-	-	-	-	-	-	-	-	-	-	✓	✓	-	-	-	
Built-in Oven 嵌入式焗爐		HB23AB521W	-	✓	-	-	✓	-	-	-	-	-	-	✓	✓	-	-	-	-	-	-	-	✓	-	-	-	✓	
Built-in Oven 嵌入式焗爐		HB632GBS1B	✓	-	-	-	-	-	-	-	-	-	-	-	-	-	-	-	-	-	-	-	✓	✓	-	-	-	
Built-in Combi Steamer + Oven 嵌入式蒸焗爐		CS656GBS1B	-	-	-	-	-	-	-	✓	✓	-	-	-	-	-	-	✓	✓	-	-	-	-	-	-	-	-	
Built-in Microwave Oven 嵌入式微波爐		BE634LGS1B	-	-	✓	✓	-	✓	✓	-	-	✓	✓	-	-	✓	✓	-	-	✓	✓	-	-	-	✓	✓	-	
Built-in Integrated Washer Dryer 嵌入式洗衣乾衣機		WK14D321HK	✓	✓	✓	✓	✓	✓	✓	✓	✓	✓	✓	✓	✓	✓	✓	✓	✓	✓	✓	✓	✓	✓	✓	✓	✓	
Exposed Refrigerator (single side) 外置式雪櫃 (單門)	De Dietrich	DKD1145S	-	-	-	-	-	-	✓	✓	-	-	-	-	-	-	✓	✓	-	-	-	-	-	-	-	-		
Built-in Wine Cellar 內置式酒櫃	Vinvautz	VZ18BUP	✓	-	-	-	-	-	-	-	-	-	-	-	-	-	-	-	-	-	-	✓	✓	-	-	-		
Split Type Air-conditioner Indoor Unit 分體式空調機 (室內機)	Panasonic	CS-YE18MKA	-	-	-	-	-	-	✓	✓	-	-	✓	-	-	-	✓	✓	-	-	✓	-	-	-	-	✓	-	
		CS-YE24MKA	-	✓	-	-	✓	-	-	-	-	✓	-	-	✓	-	-	-	✓	-	-	-	-	-	-	-	-	
		CS-E9RKDW	✓	✓	-	-	✓	-	-	✓	✓	-	✓	✓	✓	-	-	✓	✓	-	✓	✓	-	-	-	-	-	
		CS-E12RKDW	-	-	-	-	-	-	-	-	-	-	-	-	-	-	-	-	-	-	-	-	-	-	-	-	✓	
		CS-E15RKDW	-	✓	-	-	✓	-	-	✓	✓	-	-	✓	✓	-	-	✓	✓	-	-	✓	-	-	-	-	-	
		CS-E18RKDW	-	-	-	-	-	-	-	-	-	-	-	-	-	-	-	-	-	-	-	-	-	-	✓	-	-	
		CS-ME21RKD	-	-	-	-	-	-	-	-	-	-	✓	-	-	-	-	-	-	-	✓	-	-	-	✓	-	✓	
		CS-MYE15PKZ	-	-	✓	-	-	✓	-	-	-	-	-	-	-	-	✓	-	-	-	-	-	-	-	-	-	-	
		CS-MYE18PKZ	-	-	✓	-	-	✓	-	-	-	-	-	-	-	-	✓	-	-	-	-	-	-	-	-	-	-	
		S-45MY2E5A	✓	-	-	-	-	-	-	-	-	-	-	-	-	-	-	-	-	-	-	-	-	✓	✓	-	-	-
		CS-E28RKDS	-	-	-	✓	-	-	✓	-	-	-	-	-	-	-	-	✓	-	-	-	-	-	-	-	-	✓	✓
Split Type Air-conditioner Outdoor Unit 分體式空調機 (室外機)		CU-YE18MKA	-	-	-	-	-	-	✓	✓	-	-	✓	-	-	-	✓	✓	-	-	✓	-	-	-	-	✓	-	
		CU-YE24MKA	-	✓	-	-	✓	-	-	-	-	✓	-	-	✓	-	-	-	✓	-	-	-	-	-	-	-	-	
		CU-2E15PBD	✓	-	-	-	-	-	-	-	-	-	-	-	-	-	-	-	-	-	-	-	-	-	-	-	-	
		U-4E23JBE	-	✓	-	-	✓	-	-	✓	✓	-	✓	✓	-	-	✓	✓	-	✓	✓	-	-	-	✓	-	✓	
		CU-4E34PBZ	-	-	✓	-	-	✓	-	-	-	-	-	-	-	-	✓	-	-	-	-	-	-	-	-	-	-	
		CU-E28RKD	-	-	-	✓	-	-	✓	-	-	-	-	-	-	-	-	✓	-	-	-	-	-	-	-	-	✓	✓
Variable Refrigerant Volume Air-conditioner Indoor Unit 可變冷媒流量空調機 (室內機)		S-28MK2E5A	-	-	-	-	-	-	-	-	-	-	-	-	-	-	-	-	-	-	-	-	✓	✓	-	-	-	
		S-36MK2E5A	✓	-	-	-	-	-	-	-	-	-	-	-	-	-	-	-	-	-	-	-	-	-	-	-	-	
		S-45MK1E5A	✓	-	-	-	-	-	-	-	-	-	-	-	-	-	-	-	-	-	-	-	✓	✓	-	-	-	
		S-56MK1E5A	✓	-	-	-	-	-	-	-	-	-	-	-	-	-	-	-	-	-	-	-	-	✓	✓	-	-	
		S-73MK1E5A	-	-	-	-	-	-	-	-	-	-	-	-	-	-	-	-	-	-	-	-	✓	✓	-	-	-	
S-36MZ1H4A		-	-	-	-	-	-	-	-	-	-	-	-	-	-	-	-	-	-	-	-	-	-	-	-	-		
Variable Refrigerant Volume Air-conditioner Outdoor Unit 可變冷媒流量空調機 (室外機)		U-5LE1H4	✓	-	-	-	-	-	-	-	-	-	-	-	-	-	-	-	-	-	-	-	-	-	-	-	-	
		U-6LE1H4	✓	-	-	-	-	-	-	-	-	-	-	-	-	-	-	-	-	-	-	-	✓	✓	-	-	-	
Video Doorphone 視像對講機	Schneider Electric 施耐德電氣	VDETS07	✓	✓	✓	✓	✓	✓	✓	✓	✓	✓	✓	✓	✓	✓	✓	✓	✓	✓	✓	✓	✓	✓	✓	✓		
Exhaust Fan 抽氣扇	Panasonic	FV-18NF3H	✓	-	✓	✓	-	✓	✓	-	-	✓	✓	-	-	✓	✓	-	-	✓	✓	-	✓	✓	✓	✓	-	
	KDK	15WHC08	✓	✓	-	-	✓	-	-	✓	✓	-	-	✓	✓	-	-	✓	✓	-	-	✓	✓	✓	-	-	✓	
Gas Water Heater 煤氣熱水爐	TGC	TNJW221TFQL	✓	-	-	-	-	-	-	-	-	-	-	-	-	-	-	-	-	-	-	-	✓	✓	-	-	-	
		TNJW221TFL	-	-	-	-	-	-	-	✓	✓	-	-	-	-	-	-	✓	✓	-	-	-	-	-	-	-	-	
		TGW168LM	-	✓	-	-	✓	-	-	-	-	-	-	✓	✓	-	-	-	-	-	-	✓	-	-	-	-	✓	
Electric Water Heater 電熱水爐	Stiebel Eltron	DHE 18/21/24 SLi	✓	-	✓	✓	-	✓	✓	-	-	✓	✓	-	-	✓	✓	-	-	✓	✓	-	✓	✓	✓	-		

“✓” means such appliance(s) is/are provided and/or installed in the residential property.
“✓” 表示此設備於該住宅單位內提供及/或安裝。
*No designation of 4/F, 13/F and 14/F.
*不設4樓、13樓及14樓。

The vendor undertakes that if lifts or appliances of the specified brand name or model number are not installed, lifts or appliances of comparable quality will be installed.
賣方承諾如發展項目中沒有安裝指明的品牌名稱或產品型號的升降機或設備，便會安裝品質相若的升降機或設備。

FITTINGS, FINISHES AND APPLIANCES
裝置、裝修物料及設備

APPLIANCES SCHEDULE 設備說明表

THE LAGUNA Tower 10
滿庭 第十座

Appliances 設備	Brands 品牌	Model Number 產品型號	G/F 地下		1/F 1樓		2/F 2樓					3/F-12/F* 3樓至12樓*					15/F 15樓			
			A	B	A	B	A	B	C	D	E	A	B	C	D	E	A	C	E	
Built-in Induction Hob 嵌入式電磁爐	Siemens 西門子	EH375FBB1E	✓	✓	✓	✓	✓	✓	✓	✓	✓	✓	✓	✓	✓	✓	✓	✓	✓	
Built-in Single Wok Gas Burner 嵌入式煤氣單頭煮食爐		ER326AB92X	✓	✓	✓	✓	✓	✓	-	✓	✓	✓	✓	-	✓	✓	✓	✓	✓	
Built-in Double Gas Burner 嵌入式煤氣雙頭煮食爐		ER326BB90X	-	✓	-	✓	-	✓	-	-	✓	-	✓	-	-	✓	✓	✓	✓	
Telescopic Type Cooker Hood 抽拉式抽油煙機		LI67SA530B	-	-	-	-	-	-	✓	-	-	-	-	✓	-	-	-	-	-	
Telescopic Type Cooker Hood 抽拉式抽油煙機		LI97SA530B	✓	✓	✓	✓	✓	✓	-	✓	✓	✓	✓	-	✓	✓	-	-	✓	
Chimney Type Cooker Hood 煙囪式抽油煙機		LC21BD552	-	-	-	-	-	-	-	-	-	-	-	-	-	-	✓	✓	-	
Built-in Refrigerator (single side) 嵌入式雪櫃 (單門)		KI34NP60HK	✓	-	✓	-	✓	-	✓	✓	-	✓	-	✓	✓	-	-	-	-	
Exposed Refrigerator (side-by-side) 外置式雪櫃 (雙門)		KA92NVI35K	-	-	-	-	-	-	-	-	-	-	-	-	-	-	✓	✓	-	
Built-in Steam Oven 嵌入式蒸爐		CD634GBS1	-	-	-	-	-	-	-	-	-	-	-	-	-	-	✓	✓	-	
Built-in Oven 嵌入式焗爐		HB23AB521W	✓	-	✓	-	✓	-	-	✓	-	✓	-	-	✓	-	-	-	-	
Built-in Oven 嵌入式焗爐		HB632GBS1B	-	-	-	-	-	-	-	-	-	-	-	-	-	-	✓	✓	-	
Built-in Combi Steamer + Oven 嵌入式蒸焗爐		CS656GBS1B	-	✓	-	✓	-	✓	-	-	✓	-	✓	-	-	✓	-	-	✓	
Built-in Microwave Oven 嵌入式微波爐		BE634LGS1B	-	-	-	-	-	-	✓	-	-	-	-	✓	-	-	-	-	-	
Built-in Integrated Washer Dryer 嵌入式洗衣乾衣機		WK14D321HK	✓	✓	✓	✓	✓	✓	✓	✓	✓	✓	✓	✓	✓	✓	✓	✓	✓	
Exposed Refrigerator (single side) 外置式雪櫃 (單門)	De Dietrich	DKD1145S	-	✓	-	✓	-	✓	-	-	✓	-	✓	-	-	✓	-	-	✓	
Built-in Wine Cellar 內置式酒櫃	Vinvautz	VZ18BUP	-	-	-	-	-	-	-	-	-	-	-	-	-	-	✓	✓	-	
Split Type Air-conditioner Indoor Unit 分體式空調機 (室內機)	Panasonic	CS-YE9MKA	-	-	-	-	-	-	-	-	-	-	-	-	-	-	-	✓	-	
		CS-YE12MKA	-	-	-	-	-	-	-	-	-	-	-	-	-	-	-	✓	-	✓
		CS-YE18MKA	-	-	-	✓	-	✓	-	✓	✓	-	✓	-	✓	✓	-	-	-	
		CS-YE24MKA	✓	-	✓	-	✓	-	-	-	✓	-	-	-	-	-	✓	✓	✓	
		CS-E9RKDW	✓	✓	✓	✓	✓	✓	✓	✓	✓	✓	✓	✓	✓	✓	✓	✓	-	
		CS-E15RKDW	✓	✓	✓	✓	✓	✓	-	✓	✓	✓	✓	-	✓	✓	-	-	-	
		CS-ME21RKD	-	-	-	-	-	-	✓	-	-	-	-	✓	-	-	-	-	-	
		CS-MYE12PKZ	-	-	-	-	-	-	-	-	-	-	-	-	-	-	-	✓	✓	-
		CS-MYE18PKZ	-	-	-	-	-	-	-	-	-	-	-	-	-	-	-	✓	✓	-
		CS-E15HB4EA	-	-	-	-	-	-	-	-	-	-	-	-	-	-	-	✓	✓	-
Split Type Air-conditioner Outdoor Unit 分體式空調機 (室外機)	Panasonic	CU-YE9MKA	-	-	-	-	-	-	-	-	-	-	-	-	-	-	-	✓	-	
		CU-YE12MKA	-	-	-	-	-	-	-	-	-	-	-	-	-	-	-	✓	-	✓
		CU-YE18MKA	-	-	-	✓	-	✓	-	✓	✓	-	✓	-	✓	✓	-	-	-	
		CU-YE24MKA	✓	-	✓	-	✓	-	-	-	✓	-	-	-	-	-	✓	✓	✓	
		CU-2E15PBD	-	-	-	-	-	-	-	-	-	-	-	-	-	-	-	✓	-	
		U-4E23JBE	✓	✓	✓	✓	✓	✓	✓	✓	✓	✓	✓	✓	✓	✓	✓	✓	✓	-
CU-4E34PBZ	-	-	-	-	-	-	-	-	-	-	-	-	-	-	-	✓	✓	-		
Video Doorphone 視像對講機	Schneider Electric 施耐德電氣	VDETS07	✓	✓	✓	✓	✓	✓	✓	✓	✓	✓	✓	✓	✓	✓	✓	✓	✓	
Exhaust Fan 抽氣扇	Panasonic	FV-18NF3H	-	-	-	-	-	-	✓	✓	✓	-	-	✓	✓	✓	✓	✓	✓	
	KDK	15WHC08	✓	✓	✓	✓	✓	✓	-	-	✓	✓	✓	-	-	✓	✓	-	✓	
Gas Water Heater 煤氣熱水爐	TGC	TN JW221TFQL	-	✓	-	✓	-	✓	-	-	✓	-	✓	-	-	✓	-	✓	✓	
		TN JW221TFL	-	-	-	-	-	-	-	-	-	-	-	-	-	-	✓	-	-	
		TGW168LM	✓	-	✓	-	✓	-	-	✓	-	✓	-	-	✓	-	-	-	-	
Electric Water Heater 電熱水爐	Stiebel Eltron	DHE 18/21/24 SLi	-	-	-	-	-	-	✓	-	-	-	-	✓	-	-	-	-	-	

“✓” means such appliance(s) is/are provided and/or installed in the residential property.
“✓” 表示此設備於該住宅單位內提供及/或安裝。
*No designation of 4/F, 13/F and 14/F.
*不設4樓、13樓及14樓。

The vendor undertakes that if lifts or appliances of the specified brand name or model number are not installed, lifts or appliances of comparable quality will be installed.
賣方承諾如發展項目中沒有安裝指明的品牌名稱或產品型號的升降機或設備，便會安裝品質相若的升降機或設備。

FITTINGS, FINISHES AND APPLIANCES
裝置、裝修物料及設備

APPLIANCES SCHEDULE 設備說明表

THE LAGUNA Tower 11
滿庭 第十一座

Appliances 設備	Brands 品牌	Model Number 產品型號	G/F 地下		1/F 1樓		2/F 2樓					3/F-12/F* 3樓至12樓*					15/F 15樓			
			A	B	A	B	A	B	C	D	E	A	B	C	D	E	A	C	D	E
Built-in Induction Hob 嵌入式電磁爐	Siemens 西門子	EH375FBB1E	✓	✓	✓	✓	✓	✓	✓	✓	✓	✓	✓	✓	✓	✓	✓	✓	✓	✓
Built-in Single Wok Gas Burner 嵌入式煤氣單頭煮食爐		ER326AB92X	✓	✓	✓	✓	✓	✓	✓	✓	✓	✓	✓	✓	✓	✓	✓	✓	✓	✓
Built-in Double Gas Burner 嵌入式煤氣雙頭煮食爐		ER326BB90X	✓	✓	✓	✓	✓	✓	-	-	-	✓	✓	-	-	-	✓	-	-	-
Telescopic Type Cooker Hood 抽拉式抽油煙機		LI97SA530B	✓	✓	✓	✓	✓	✓	✓	✓	✓	✓	✓	✓	✓	✓	-	✓	✓	✓
Chimney Type Cooker Hood 煙囪式抽油煙機		LC21BD552	-	-	-	-	-	-	-	-	-	-	-	-	-	-	✓	-	-	-
Built-in Refrigerator (single side) 嵌入式雪櫃 (單門)		KI34NP60HK	-	-	-	-	-	-	✓	✓	✓	-	-	✓	✓	✓	-	✓	✓	✓
Exposed Refrigerator (side-by-side) 外置式雪櫃 (雙門)		KA92NVI35K	-	-	-	-	-	-	-	-	-	-	-	-	-	-	✓	-	-	-
Built-in Steam Oven 嵌入式蒸爐		CD634GBS1	-	-	-	-	-	-	-	-	-	-	-	-	-	-	✓	-	-	-
Built-in Oven 嵌入式焗爐		HB23AB521W	-	-	-	-	-	-	✓	✓	✓	-	-	✓	✓	✓	-	✓	✓	✓
Built-in Oven 嵌入式焗爐		HB632GBS1B	-	-	-	-	-	-	-	-	-	-	-	-	-	-	✓	-	-	-
Built-in Combi Steamer + Oven 嵌入式蒸焗爐		CS656GBS1B	✓	✓	✓	✓	✓	✓	-	-	-	✓	✓	-	-	-	-	-	-	-
Built-in Integrated Washer Dryer 嵌入式洗衣乾衣機		WK14D321HK	✓	✓	✓	✓	✓	✓	✓	✓	✓	✓	✓	✓	✓	✓	✓	✓	✓	✓
Exposed Refrigerator (single side) 外置式雪櫃 (單門)	De Dietrich	DKD1145S	✓	✓	✓	✓	✓	✓	-	-	-	✓	✓	-	-	-	-	-	-	
Built-in Wine Cellar 內置式酒櫃	Vinvautz	VZ18BUP	-	-	-	-	-	-	-	-	-	-	-	-	-	✓	-	-	-	
Split Type Air-conditioner Indoor Unit 分體式空調機 (室內機)	Panasonic	CS-YE9MKA	✓	-	-	-	-	-	-	-	-	-	-	-	-	-	-	-	-	-
		CS-YE12MKA	-	-	✓	-	✓	-	-	-	-	✓	-	-	-	-	-	-	-	-
		CS-YE18MKA	✓	-	-	✓	-	✓	-	-	-	-	✓	-	-	-	-	-	-	-
		CS-YE24MKA	-	-	-	-	-	-	✓	✓	✓	-	-	✓	✓	✓	-	-	-	-
		CS-E9RKDW	✓	✓	✓	✓	✓	✓	✓	✓	✓	✓	✓	✓	✓	✓	✓	-	✓	✓
		CS-E12RKDW	-	✓	-	-	-	-	-	-	-	-	-	-	-	-	-	✓	-	-
		CS-E15RKDW	✓	✓	✓	✓	✓	✓	✓	✓	✓	✓	✓	✓	✓	✓	✓	-	✓	✓
		CS-E18RKDW	-	-	-	-	-	-	-	-	-	-	-	-	-	-	-	-	✓	✓
		CS-ME21RKD	-	✓	-	-	-	-	-	-	-	-	-	-	-	-	-	-	✓	✓
		CS-MYE15PKZ	-	-	-	-	-	-	-	-	-	-	-	-	-	-	-	-	✓	-
		CS-E15HB4EA	-	-	-	-	-	-	-	-	-	-	-	-	-	-	-	✓	-	-
		CU-YE9MKA	✓	-	-	-	-	-	-	-	-	-	-	-	-	-	-	-	-	-
CU-YE12MKA		-	-	✓	-	✓	-	-	-	-	✓	-	-	-	-	-	-	-	-	
CU-YE18MKA		✓	-	-	✓	-	✓	-	-	-	-	✓	-	-	-	-	-	-	-	
CU-YE24MKA		-	-	-	-	-	-	✓	✓	✓	-	-	✓	✓	✓	-	-	-	-	
U-4E23JBE		✓	✓	✓	✓	✓	✓	✓	✓	✓	✓	✓	✓	✓	✓	✓	✓	✓	✓	✓
CU-4E34PBZ		-	-	-	-	-	-	-	-	-	-	-	-	-	-	-	-	✓	-	-
S-56MK1E5A		-	-	-	-	-	-	-	-	-	-	-	-	-	-	-	✓	-	-	-
Variable Refrigerant Volume Air-conditioner Indoor Unit 可變冷媒流量空調機 (室內機)		S-73MK1E5A	-	-	-	-	-	-	-	-	-	-	-	-	-	-	✓	-	-	-
		U-4LE1H4	-	-	-	-	-	-	-	-	-	-	-	-	-	-	✓	-	-	-
Variable Refrigerant Volume Air-conditioner Outdoor Unit 可變冷媒流量空調機 (室外機)																				
Video Doorphone 視像對講機	Schneider Electric 施耐德電氣	VDETS07	✓	✓	✓	✓	✓	✓	✓	✓	✓	✓	✓	✓	✓	✓	✓	✓	✓	✓
Exhaust Fan 抽氣扇	Panasonic	FV-18NF3H	✓	✓	-	-	-	-	-	-	-	-	-	-	-	✓	-	-	-	
	KDK	15WHC08	✓	✓	✓	✓	✓	✓	✓	✓	✓	✓	✓	✓	✓	✓	✓	✓	✓	✓
Gas Water Heater 煤氣熱水爐	TGC	TN JW221TFQL	✓	✓	✓	✓	✓	✓	-	-	-	✓	✓	-	-	-	✓	-	-	-
		TN JW161TFL	-	-	-	-	-	-	✓	-	-	-	-	✓	-	-	-	✓	-	-
		TGW168LM	-	-	-	-	-	-	-	✓	✓	-	-	-	✓	✓	-	-	✓	✓

“✓” means such appliance(s) is/are provided and/or installed in the residential property.
“✓” 表示此設備於該住宅單位內提供及/或安裝。
*No designation of 4/F, 13/F and 14/F.
*不設4樓、13樓及14樓。

The vendor undertakes that if lifts or appliances of the specified brand name or model number are not installed, lifts or appliances of comparable quality will be installed.
賣方承諾如發展項目中沒有安裝指明的品牌名稱或產品型號的升降機或設備，便會安裝品質相若的升降機或設備。

FITTINGS, FINISHES AND APPLIANCES
裝置、裝修物料及設備

APPLIANCES SCHEDULE 設備說明表

THE LAGUNA Tower 12
滿庭 第十二座

Appliances 設備	Brands 品牌	Model Number 產品型號	G/F 地下		1/F 1樓		2/F 2樓					3/F-12/F* 3樓至12樓*					15/F 15樓			
			A	B	A	B	A	B	C	D	E	A	B	C	D	E	A	C	D	E
Built-in Induction Hob 嵌入式電磁爐	Siemens 西門子	EH375FBB1E	✓	✓	✓	✓	✓	✓	✓	✓	✓	✓	✓	✓	✓	✓	✓	✓	✓	✓
Built-in Single Wok Gas Burner 嵌入式煤氣單頭煮食爐		ER326AB92X	✓	✓	✓	✓	✓	✓	✓	✓	✓	✓	✓	✓	✓	✓	✓	✓	✓	✓
Built-in Double Gas Burner 嵌入式煤氣雙頭煮食爐		ER326BB90X	-	✓	-	✓	-	✓	-	-	✓	-	✓	-	-	✓	✓	-	-	✓
Telescopic Type Cooker Hood 抽拉式抽油煙機		LI97SA530B	✓	✓	✓	✓	✓	✓	✓	✓	✓	✓	✓	✓	✓	✓	-	✓	✓	✓
Chimney Type Cooker Hood 煙囪式抽油煙機		LC21BD552	-	-	-	-	-	-	-	-	-	-	-	-	-	-	✓	-	-	-
Built-in Refrigerator (single side) 嵌入式雪櫃 (單門)		KI34NP60HK	✓	-	✓	-	✓	-	✓	✓	-	✓	-	✓	✓	-	-	✓	✓	-
Exposed Refrigerator (side-by-side) 外置式雪櫃 (雙門)		KA92NVI35K	-	-	-	-	-	-	-	-	-	-	-	-	-	-	✓	-	-	-
Built-in Steam Oven 嵌入式蒸爐		CD634GBS1	-	-	-	-	-	-	-	-	-	-	-	-	-	-	✓	-	-	-
Built-in Oven 嵌入式焗爐		HB23AB521W	✓	-	✓	-	✓	-	✓	✓	-	✓	-	✓	✓	-	-	✓	✓	-
Built-in Oven 嵌入式焗爐		HB632GBS1B	-	-	-	-	-	-	-	-	-	-	-	-	-	-	✓	-	-	-
Built-in Combi Steamer + Oven 嵌入式蒸焗爐		CS656GBS1B	-	✓	-	✓	-	✓	-	-	✓	-	✓	-	-	✓	-	-	-	✓
Built-in Integrated Washer Dryer 嵌入式洗衣乾衣機		WK14D321HK	✓	✓	✓	✓	✓	✓	✓	✓	✓	✓	✓	✓	✓	✓	✓	✓	✓	✓
Exposed Refrigerator (single side) 外置式雪櫃 (單門)	De Dietrich	DKD1145S	-	✓	-	✓	-	✓	-	-	✓	-	✓	-	-	✓	-	-	-	
Built-in Wine Cellar 內置式酒櫃	Vinvautz	VZ18BUP	-	-	-	-	-	-	-	-	-	-	-	-	-	✓	-	-	-	
Split Type Air-conditioner Indoor Unit 分體式空調機 (室內機)	Panasonic	CS-YE9MKA	-	✓	-	-	-	-	-	-	-	-	-	-	-	-	-	✓	-	-
		CS-YE12MKA	-	✓	-	✓	-	✓	-	-	✓	-	✓	-	-	✓	-	-	-	-
		CS-YE18MKA	-	-	-	-	-	-	-	-	-	-	-	-	-	-	-	✓	-	✓
		CS-YE24MKA	✓	-	✓	-	✓	-	-	✓	-	✓	-	-	✓	-	✓	-	-	-
		CS-E28RKDS	-	-	-	-	-	-	✓	-	-	-	-	✓	-	-	-	-	✓	-
		CS-E9RKDW	✓	✓	✓	✓	✓	✓	✓	✓	✓	✓	✓	✓	✓	✓	✓	-	✓	✓
		CS-E15RKDW	✓	✓	✓	✓	✓	✓	✓	✓	✓	✓	✓	✓	✓	✓	✓	-	✓	-
		CS-MYE18PKZ	-	-	-	-	-	-	-	-	-	-	-	-	-	-	-	✓	✓	-
		CS-E15HB4EA	-	-	-	-	-	-	-	-	-	-	-	-	-	-	-	✓	-	-
Split Type Air-conditioner Outdoor Unit 分體式空調機 (室外機)		CU-YE9MKA	-	✓	-	-	-	-	-	-	-	-	-	-	-	-	-	-	✓	-
		CU-YE12MKA	-	✓	-	✓	-	✓	-	-	✓	-	✓	-	-	✓	-	-	-	-
		CU-YE18MKA	-	-	-	-	-	-	-	-	-	-	-	-	-	-	-	✓	-	✓
		CU-YE24MKA	✓	-	✓	-	✓	-	-	✓	-	✓	-	-	✓	-	✓	-	-	-
		CU-E28RKD	-	-	-	-	-	-	✓	-	-	-	-	✓	-	-	-	-	✓	-
		CU-2E15PBD	-	-	-	-	-	-	-	-	-	-	-	-	-	-	-	-	-	✓
		U-4E23JBE	✓	✓	✓	✓	✓	✓	✓	✓	✓	✓	✓	✓	✓	✓	✓	-	✓	-
		CU-4E34PBZ	-	-	-	-	-	-	-	-	-	-	-	-	-	-	✓	✓	-	✓
Video Doorphone 視像對講機	Schneider Electric 施耐德電氣	VDETS07	✓	✓	✓	✓	✓	✓	✓	✓	✓	✓	✓	✓	✓	✓	✓	✓	✓	
Exhaust Fan 抽氣扇	Panasonic	FV-18NF3H	-	-	-	-	-	-	-	-	✓	-	-	-	-	✓	✓	-	-	✓
	KDK	15WHC08	✓	✓	✓	✓	✓	✓	✓	✓	✓	✓	✓	✓	✓	✓	✓	✓	✓	✓
Gas Water Heater 煤氣熱水爐	TGC	TN JW221TFQL	-	✓	-	✓	-	✓	-	-	✓	-	✓	-	-	✓	✓	-	-	✓
		TN JW161TFL	-	-	-	-	-	-	✓	-	-	-	-	✓	-	-	-	✓	-	-
		TGW168LM	✓	-	✓	-	✓	-	-	✓	-	✓	-	-	✓	-	-	-	✓	-

“✓” means such appliance(s) is/are provided and/or installed in the residential property.
“✓” 表示此設備於該住宅單位內提供及/或安裝。
*No designation of 4/F, 13/F and 14/F.
*不設4樓、13樓及14樓。

The vendor undertakes that if lifts or appliances of the specified brand name or model number are not installed, lifts or appliances of comparable quality will be installed.
賣方承諾如發展項目中沒有安裝指明的品牌名稱或產品型號的升降機或設備，便會安裝品質相若的升降機或設備。

FITTINGS, FINISHES AND APPLIANCES
裝置、裝修物料及設備

APPLIANCES SCHEDULE 設備說明表

THE TERRACE Tower 1
名庭 第一座

Appliances 設備	Brands 品牌	Model Number 產品型號	G/F 地下		1/F 1樓		2/F-6/F* 2樓至6樓*		7/F 7樓	
			A	B	A	B	A	B	A	B
Built-in Induction Hob 嵌入式電磁爐	Siemens 西門子	EH375FBB1E	✓	✓	✓	✓	✓	✓	✓	✓
Built-in Single Wok Gas Burner 嵌入式煤氣單頭煮食爐		ER326AB92X	✓	✓	✓	✓	✓	✓	✓	✓
Built-in Double Gas Burner 嵌入式煤氣雙頭煮食爐		ER326BB90X	✓	✓	✓	✓	✓	✓	✓	✓
Chimney Type Cooker Hood 煙囪式抽油煙機		LC21BD552	✓	✓	✓	✓	✓	✓	✓	✓
Exposed Refrigerator (side-by-side) 外置式雪櫃 (雙門)		KA92NVI35K	✓	✓	✓	✓	✓	✓	✓	✓
Built-in Steam Oven 嵌入式蒸爐		CD634GBS1	✓	✓	✓	✓	✓	✓	✓	✓
Built-in Oven 嵌入式焗爐		HB632GBS1B	✓	✓	✓	✓	✓	✓	✓	✓
Built-in Integrated Washer Dryer 嵌入式洗衣乾衣機		WK14D321HK	✓	✓	✓	✓	✓	✓	✓	✓
Built-in Wine Cellar 內置式酒櫃	Vinvautz	VZ18BUP	✓	✓	✓	✓	✓	✓	✓	✓
Variable Refrigerant Volume Air-conditioner Indoor Unit 可變冷媒流量空調機 (室內機)	Panasonic	S-28MK2E5A	✓	✓	✓	✓	✓	✓	-	-
		S-36MK2E5A	-	-	-	-	-	-	✓	✓
		S-45MK1E5A	✓	✓	✓	✓	✓	✓	✓	✓
		S-56MK1E5A	-	-	-	-	-	-	✓	✓
		S-73MK1E5A	✓	-	✓	-	✓	-	✓	✓
		S-45MY2E5A	✓	✓	✓	✓	✓	✓	✓	✓
Variable Refrigerant Volume Air-conditioner Outdoor Unit 可變冷媒流量空調機 (室外機)	Panasonic	U-4LE1H4	-	-	-	-	-	✓	✓	✓
		U-5LE1H4	-	✓	-	✓	✓	-	-	✓
		U-6LE1H4	✓	✓	✓	✓	✓	✓	✓	-
Exhaust Fan 抽氣扇	Panasonic	FV-18NF3H	✓	✓	✓	✓	✓	✓	✓	✓
	KDK	15WHC08	✓	✓	✓	✓	✓	✓	✓	✓
Video Doorphone 視像對講機	Schneider Electric 施耐德電氣	VDETS07	✓	✓	✓	✓	✓	✓	✓	✓
Gas Water Heater 煤氣熱水爐	TGC	TN JW221TFQL	✓	✓	✓	✓	✓	✓	✓	✓

THE TERRACE Tower 2
名庭 第二座

Appliances 設備	Brands 品牌	Model Number 產品型號	G/F 地下		1/F 1樓		2/F-6/F* 2樓至6樓*		7/F 7樓	
			A	B	A	B	A	B	A	B
Built-in Induction Hob 嵌入式電磁爐	Siemens 西門子	EH375FBB1E	✓	✓	✓	✓	✓	✓	✓	✓
Built-in Single Wok Gas Burner 嵌入式煤氣單頭煮食爐		ER326AB92X	✓	✓	✓	✓	✓	✓	✓	✓
Built-in Double Gas Burner 嵌入式煤氣雙頭煮食爐		ER326BB90X	✓	✓	✓	✓	✓	✓	✓	✓
Chimney Type Cooker Hood 煙囪式抽油煙機		LC21BD552	✓	✓	✓	✓	✓	✓	✓	✓
Exposed Refrigerator (side-by-side) 外置式雪櫃 (雙門)		KA92NVI35K	✓	✓	✓	✓	✓	✓	✓	✓
Built-in Steam Oven 嵌入式蒸爐		CD634GBS1	✓	✓	✓	✓	✓	✓	✓	✓
Built-in Oven 嵌入式焗爐		HB632GBS1B	✓	✓	✓	✓	✓	✓	✓	✓
Built-in Integrated Washer Dryer 嵌入式洗衣乾衣機		WK14D321HK	✓	✓	✓	✓	✓	✓	✓	✓
Built-in Wine Cellar 內置式酒櫃	Vinvautz	VZ18BUP	✓	✓	✓	✓	✓	✓	✓	✓
Variable Refrigerant Volume Air-conditioner Indoor Unit 可變冷媒流量空調機 (室內機)	Panasonic	S-28MK2E5A	✓	✓	✓	✓	✓	✓	-	-
		S-36MK2E5A	-	-	-	-	-	-	✓	✓
		S-45MK1E5A	✓	✓	✓	✓	✓	✓	✓	✓
		S-56MK1E5A	-	-	-	-	-	-	✓	✓
		S-73MK1E5A	-	-	-	-	-	-	✓	✓
		S-45MY2E5A	✓	✓	✓	✓	✓	✓	✓	✓
Variable Refrigerant Volume Air-conditioner Outdoor Unit 可變冷媒流量空調機 (室外機)	Panasonic	U-4LE1H4	-	-	-	-	-	-	✓	✓
		U-5LE1H4	✓	✓	✓	✓	✓	✓	✓	✓
		U-6LE1H4	✓	✓	✓	✓	-	-	-	-
Exhaust Fan 抽氣扇	Panasonic	FV-18NF3H	✓	✓	✓	✓	✓	✓	✓	✓
	KDK	15WHC08	✓	✓	✓	✓	✓	✓	✓	✓
Video Doorphone 視像對講機	Schneider Electric 施耐德電氣	VDETS07	✓	✓	✓	✓	✓	✓	✓	✓
Gas Water Heater 煤氣熱水爐	TGC	TN JW221TFQL	✓	✓	✓	✓	✓	✓	✓	✓

“✓” means such appliance(s) is/are provided and/or installed in the residential property.
“✓” 表示此設備於該住宅單位內提供及/或安裝。
*No designation of 4/F.
*不設4樓。

The vendor undertakes that if lifts or appliances of the specified brand name or model number are not installed, lifts or appliances of comparable quality will be installed.
賣方承諾如發展項目中沒有安裝指明的品牌名稱或產品型號的升降機或設備，便會安裝品質相若的升降機或設備。

FITTINGS, FINISHES AND APPLIANCES
裝置、裝修物料及設備

APPLIANCES SCHEDULE 設備說明表

THE TERRACE Tower 3
名庭 第三座

Appliances 設備	Brands 品牌	Model Number 產品型號	G/F 地下		1/F 1樓		2/F-6/F* 2樓至6樓*		7/F 7樓	
			A	B	A	B	A	B	A	B
Built-in Induction Hob 嵌入式電磁爐	Siemens 西門子	EH375FBB1E	✓	✓	✓	✓	✓	✓	✓	✓
Built-in Single Wok Gas Burner 嵌入式煤氣單頭煮食爐		ER326AB92X	✓	✓	✓	✓	✓	✓	✓	✓
Built-in Double Gas Burner 嵌入式煤氣雙頭煮食爐		ER326BB90X	✓	✓	✓	✓	✓	✓	✓	✓
Chimney Type Cooker Hood 煙囪式抽油煙機		LC21BD552	✓	✓	✓	✓	✓	✓	✓	✓
Exposed Refrigerator (side-by-side) 外置式雪櫃 (雙門)		KA92NVI35K	✓	✓	✓	✓	✓	✓	✓	✓
Built-in Steam Oven 嵌入式蒸爐		CD634GBS1	✓	✓	✓	✓	✓	✓	✓	✓
Built-in Oven 嵌入式焗爐		HB632GBS1B	✓	✓	✓	✓	✓	✓	✓	✓
Built-in Integrated Washer Dryer 嵌入式洗衣乾衣機		WK14D321HK	✓	✓	✓	✓	✓	✓	✓	✓
Built-in Wine Cellar 內置式酒櫃	Vinvautz	VZ18BUP	✓	✓	✓	✓	✓	✓	✓	✓
Variable Refrigerant Volume Air-conditioner Indoor Unit 可變冷媒流量空調機 (室內機)	Panasonic	S-28MK2E5A	✓	✓	✓	✓	✓	✓	✓	✓
		S-36MK2E5A	-	-	-	-	-	-	✓	✓
		S-45MK1E5A	✓	✓	✓	✓	✓	✓	✓	✓
		S-56MK1E5A	✓	-	-	-	-	-	✓	✓
		S-73MK1E5A	-	-	-	-	-	-	✓	✓
		S-45MY2E5A	✓	✓	✓	✓	✓	✓	✓	✓
Variable Refrigerant Volume Air-conditioner Outdoor Unit 可變冷媒流量空調機 (室外機)	Panasonic	U-4LE1H4	-	-	-	-	-	-	✓	✓
		U-5LE1H4	-	✓	✓	✓	✓	✓	✓	✓
		U-6LE1H4	✓	✓	-	-	-	-	-	-
Exhaust Fan 抽氣扇	Panasonic	FV-18NF3H	✓	✓	✓	✓	✓	✓	✓	✓
	KDK	15WHC08	✓	✓	✓	✓	✓	✓	✓	✓
Video Doorphone 視像對講機	Schneider Electric 施耐德電氣	VDETS07	✓	✓	✓	✓	✓	✓	✓	✓
Gas Water Heater 煤氣熱水爐	TGC	TNJW221TFQL	✓	✓	✓	✓	✓	✓	✓	✓

THE TERRACE Tower 5
名庭 第五座

Appliances 設備	Brands 品牌	Model Number 產品型號	G/F 地下		1/F 1樓		2/F-6/F* 2樓至6樓*		7/F 7樓	
			A	B	A	B	A	B	A	B
Built-in Induction Hob 嵌入式電磁爐	Siemens 西門子	EH375FBB1E	✓	✓	✓	✓	✓	✓	✓	✓
Built-in Single Wok Gas Burner 嵌入式煤氣單頭煮食爐		ER326AB92X	✓	✓	✓	✓	✓	✓	✓	✓
Built-in Double Gas Burner 嵌入式煤氣雙頭煮食爐		ER326BB90X	✓	✓	✓	✓	✓	✓	✓	✓
Chimney Type Cooker Hood 煙囪式抽油煙機		LC21BD552	✓	✓	✓	✓	✓	✓	✓	✓
Exposed Refrigerator (side-by-side) 外置式雪櫃 (雙門)		KA92NVI35K	✓	✓	✓	✓	✓	✓	✓	✓
Built-in Steam Oven 嵌入式蒸爐		CD634GBS1	✓	✓	✓	✓	✓	✓	✓	✓
Built-in Oven 嵌入式焗爐		HB632GBS1B	✓	✓	✓	✓	✓	✓	✓	✓
Built-in Integrated Washer Dryer 嵌入式洗衣乾衣機		WK14D321HK	✓	✓	✓	✓	✓	✓	✓	✓
Built-in Wine Cellar 內置式酒櫃	Vinvautz	VZ18BUP	✓	✓	✓	✓	✓	✓	✓	✓
Variable Refrigerant Volume Air-conditioner Indoor Unit 可變冷媒流量空調機 (室內機)	Panasonic	S-28MK2E5A	✓	✓	✓	✓	✓	✓	✓	-
		S-36MK2E5A	-	-	-	✓	-	✓	✓	✓
		S-45MK1E5A	✓	✓	✓	✓	✓	✓	✓	✓
		S-56MK1E5A	✓	✓	✓	-	✓	-	✓	✓
		S-73MK1E5A	-	✓	-	✓	-	✓	✓	✓
		S-45MY2E5A	✓	✓	✓	✓	✓	✓	✓	✓
Variable Refrigerant Volume Air-conditioner Outdoor Unit 可變冷媒流量空調機 (室外機)	Panasonic	U-4LE1H4	-	-	-	-	-	-	✓	✓
		U-5LE1H4	-	-	✓	-	✓	-	✓	✓
		U-6LE1H4	✓	✓	-	✓	-	✓	-	✓
Exhaust Fan 抽氣扇	Panasonic	FV-18NF3H	✓	✓	✓	✓	✓	✓	✓	✓
	KDK	15WHC08	✓	✓	✓	✓	✓	✓	✓	✓
Video Doorphone 視像對講機	Schneider Electric 施耐德電氣	VDETS07	✓	✓	✓	✓	✓	✓	✓	✓
Gas Water Heater 煤氣熱水爐	TGC	TNJW221TFQL	✓	✓	✓	✓	✓	✓	✓	✓

“✓” means such appliance(s) is/are provided and/or installed in the residential property.
“✓” 表示此設備於該住宅單位內提供及/或安裝。
*No designation of 4/F.
*不設4樓。

The vendor undertakes that if lifts or appliances of the specified brand name or model number are not installed, lifts or appliances of comparable quality will be installed.
賣方承諾如發展項目中沒有安裝指明的品牌名稱或產品型號的升降機或設備，便會安裝品質相若的升降機或設備。

FITTINGS, FINISHES AND APPLIANCES
裝置、裝修物料及設備

APPLIANCES SCHEDULE 設備說明表

THE TERRACE Tower 6
名庭 第六座

Appliances 設備	Brands 品牌	Model Number 產品型號	G/F 地下		1/F 1樓		2/F-6/F* 2樓至6樓*		7/F 7樓
			A	B	A	B	A	B	A
Built-in Induction Hob 嵌入式電磁爐	Siemens 西門子	EH375FBB1E	✓	✓	✓	✓	✓	✓	-
Built-in Single Wok Gas Burner 嵌入式煤氣單頭煮食爐		ER326AB92X	✓	✓	✓	✓	✓	✓	-
Built-in Double Gas Burner 嵌入式煤氣雙頭煮食爐		ER326BB90X	✓	✓	✓	✓	✓	✓	-
Chimney Type Cooker Hood 煙囪式抽油煙機		LC21BD552	✓	✓	✓	✓	✓	✓	-
Exposed Refrigerator (side-by-side) 外置式雪櫃 (雙門)		KA92NVI35K	✓	✓	✓	✓	✓	✓	-
Built-in Steam Oven 嵌入式蒸爐		CD634GBS1	✓	✓	✓	✓	✓	✓	-
Built-in Oven 嵌入式焗爐		HB632GBS1B	✓	✓	✓	✓	✓	✓	-
Built-in Integrated Washer Dryer 嵌入式洗衣乾衣機		WK14D321HK	✓	✓	✓	✓	✓	✓	-
Freestanding Washing Machine 獨立式洗衣機		WM14W460HK	-	-	-	-	-	-	✓
Freestanding Tumble Dryer 獨立式乾衣機		WT46B200HK	-	-	-	-	-	-	✓
Built-in Wine Cellar 內置式酒櫃	Vinvautz	VZ18BUP	✓	✓	✓	✓	✓	✓	-
Built-in Induction Hob 嵌入式電磁爐	Miele	CS 1212 1i	-	-	-	-	-	-	✓
Built-in Single Wok Gas Burner 嵌入式煤氣單頭煮食爐		CS 1018	-	-	-	-	-	-	✓
Built-in Double Gas Burner 嵌入式煤氣雙頭煮食爐		CS 1013-1	-	-	-	-	-	-	✓
Wall-mounted Cooker Hood 掛牆式抽油煙機		DA422-6	-	-	-	-	-	-	✓
Freestanding Fridge/ Freezer + Freestanding Refrigerator 獨立式雪櫃連冰箱+獨立式雪櫃		KFN 14827 SDE ed/cs-2 + K14820 SD ed/cs	-	-	-	-	-	-	✓
Built-in Steam Oven 嵌入式蒸爐		DG 6030	-	-	-	-	-	-	✓
Built-in Oven 嵌入式焗爐		H 6290 B	-	-	-	-	-	-	✓
Built-in Microwave Oven 嵌入式微波爐		M 6032	-	-	-	-	-	-	✓
Built-in Dishwasher 嵌入式洗碗碟機		G6260 SCVi	-	-	-	-	-	-	✓
Built-in Coffee Machine 嵌入式咖啡機		CVA 6431	-	-	-	-	-	-	✓
Build-in Plate Warming Drawer 嵌入式暖碟櫃		EGW 6210	-	-	-	-	-	-	✓
Built-in Wine Cellar 內置式酒櫃		KWT6321 UG	-	-	-	-	-	-	✓
Variable Refrigerant Volume Air-conditioner Indoor Unit 可變冷媒流量空調機 (室內機)		Panasonic	S-28MK2E5A	✓	✓	-	✓	-	✓
	S-36MK2E5A		✓	✓	✓	✓	✓	✓	-
	S-45MK1E5A		✓	✓	✓	✓	✓	✓	✓
	S-56MK1E5A		✓	✓	-	✓	-	✓	✓
	S-73MK1E5A		-	-	-	-	-	-	✓
	S-36MZ1H4A		-	-	-	-	-	-	✓
	S-45MY2E5A		✓	✓	✓	✓	✓	✓	-
Variable Refrigerant Volume Air-conditioner Outdoor Unit 可變冷媒流量空調機 (室外機)		U-4LE1H4	-	-	✓	-	✓	-	-
		U-5LE1H4	-	-	-	✓	-	✓	✓
		U-6LE1H4	✓	✓	✓	✓	✓	✓	✓
Exhaust Fan 抽氣扇	Panasonic	FV-18NF3H	✓	✓	✓	✓	✓	✓	✓
	KDK	15WHC08	✓	✓	✓	✓	✓	✓	✓
Video Doorphone 視像對講機	Schneider Electric 施耐德電氣	VDETS07	✓	✓	✓	✓	✓	✓	✓
Gas Water Heater 煤氣熱水爐	TGC	TNJW221TFQL	✓	✓	✓	✓	✓	✓	✓

“✓” means such appliance(s) is/are provided and/or installed in the residential property.
“✓” 表示此設備於該住宅單位內提供及/或安裝。
*No designation of 4/F.
*不設4樓。

The vendor undertakes that if lifts or appliances of the specified brand name or model number are not installed, lifts or appliances of comparable quality will be installed.
賣方承諾如發展項目中沒有安裝指明的品牌名稱或產品型號的升降機或設備，便會安裝品質相若的升降機或設備。

FITTINGS, FINISHES AND APPLIANCES
裝置、裝修物料及設備

APPLIANCES SCHEDULE 設備說明表

THE TERRACE Tower 7
名庭 第七座

Appliances 設備	Brands 品牌	Model Number 產品型號	G/F 地下		1/F 1樓		2/F-6/F* 2樓至6樓*		7/F 7樓
			A	B	A	B	A	B	A
Built-in Induction Hob 嵌入式電磁爐	Siemens 西門子	EH375FBB1E	✓	✓	✓	✓	✓	✓	-
Built-in Single Wok Gas Burner 嵌入式煤氣單頭煮食爐		ER326AB92X	✓	✓	✓	✓	✓	✓	-
Built-in Double Gas Burner 嵌入式煤氣雙頭煮食爐		ER326BB90X	✓	✓	✓	✓	✓	✓	-
Chimney Type Cooker Hood 煙囪式抽油煙機		LC21BD552	✓	✓	✓	✓	✓	✓	-
Exposed Refrigerator (side-by-side) 外置式雪櫃 (雙門)		KA92NVI35K	✓	✓	✓	✓	✓	✓	-
Built-in Steam Oven 嵌入式蒸爐		CD634GBS1	✓	✓	✓	✓	✓	✓	-
Built-in Oven 嵌入式焗爐		HB632GBS1B	✓	✓	✓	✓	✓	✓	-
Built-in Integrated Washer Dryer 嵌入式洗衣乾衣機		WK14D321HK	✓	✓	✓	✓	✓	✓	-
Freestanding Washing Machine 獨立式洗衣機		WM14W460HK	-	-	-	-	-	-	✓
Freestanding Tumble Dryer 獨立式乾衣機		WT46B200HK	-	-	-	-	-	-	✓
Built-in Wine Cellar 內置式酒櫃	Vinvautz	VZ18BUP	✓	✓	✓	✓	✓	✓	-
Built-in Induction Hob 嵌入式電磁爐	Miele	CS 1212 1i	-	-	-	-	-	-	✓
Built-in Single Wok Gas Burner 嵌入式煤氣單頭煮食爐		CS 1018	-	-	-	-	-	-	✓
Built-in Double Gas Burner 嵌入式煤氣雙頭煮食爐		CS 1013-1	-	-	-	-	-	-	✓
Wall-mounted Cooker Hood 掛牆式抽油煙機		DA422-6	-	-	-	-	-	-	✓
Freestanding Fridge/ Freezer + Freestanding Refrigerator 獨立式雪櫃連冰箱+獨立式雪櫃		KFN 14827 SDE ed/cs-2 + K14820 SD ed/cs	-	-	-	-	-	-	✓
Built-in Steam Oven 嵌入式蒸爐		DG 6030	-	-	-	-	-	-	✓
Built-in Oven 嵌入式焗爐		H 6290 B	-	-	-	-	-	-	✓
Built-in Microwave Oven 嵌入式微波爐		M 6032	-	-	-	-	-	-	✓
Built-in Dishwasher 嵌入式洗碗碟機		G6260 SCVi	-	-	-	-	-	-	✓
Built-in Coffee Machine 嵌入式咖啡機		CVA 6431	-	-	-	-	-	-	✓
Build-in Plate Warming Drawer 嵌入式暖碟櫃		EGW 6210	-	-	-	-	-	-	✓
Built-in Wine Cellar 內置式酒櫃		KWT6321 UG	-	-	-	-	-	-	✓
Variable Refrigerant Volume Air-conditioner Indoor Unit 可變冷媒流量空調機 (室內機)		S-28MK2E5A	✓	✓	-	✓	✓	✓	-
	S-36MK2E5A	✓	-	✓	-	✓	-	-	
	S-45MK1E5A	✓	✓	✓	✓	✓	✓	✓	
	S-56MK1E5A	✓	✓	✓	✓	✓	✓	✓	
	S-73MK1E5A	-	-	-	-	-	-	✓	
	S-36MZ1H4A	-	-	-	-	-	-	✓	
	S-45MY2E5A	✓	✓	✓	✓	✓	✓	-	
Variable Refrigerant Volume Air-conditioner Outdoor Unit 可變冷媒流量空調機 (室外機)	U-4LE1H4	-	-	-	-	-	-	✓	
	U-5LE1H4	-	-	✓	✓	✓	✓	-	
	U-6LE1H4	✓	✓	✓	✓	✓	✓	✓	
Exhaust Fan 抽氣扇	Panasonic	FV-18NF3H	✓	✓	✓	✓	✓	✓	✓
	KDK	15WHC08	✓	✓	✓	✓	✓	✓	✓
Video Doorphone 視像對講機	Schneider Electric 施耐德電氣	VDETS07	✓	✓	✓	✓	✓	✓	✓
Gas Water Heater 煤氣熱水爐	TGC	TNJW221TFQL	✓	✓	✓	✓	✓	✓	✓

“✓” means such appliance(s) is/are provided and/or installed in the residential property.
“✓” 表示此設備於該住宅單位內提供及/或安裝。
*No designation of 4/F.
*不設4樓。

The vendor undertakes that if lifts or appliances of the specified brand name or model number are not installed, lifts or appliances of comparable quality will be installed.
賣方承諾如發展項目中沒有安裝指明的品牌名稱或產品型號的升降機或設備，便會安裝品質相若的升降機或設備。

FITTINGS, FINISHES AND APPLIANCES
裝置、裝修物料及設備

APPLIANCES SCHEDULE 設備說明表

THE TERRACE Tower 8
名庭 第八座

Appliances 設備	Brands 品牌	Model Number 產品型號	G/F 地下		1/F 1樓		2/F-6/F* 2樓至6樓*		7/F 7樓
			A	B	A	B	A	B	A
Built-in Induction Hob 嵌入式電磁爐	Siemens 西門子	EH375FBB1E	✓	✓	✓	✓	✓	✓	-
Built-in Single Wok Gas Burner 嵌入式煤氣單頭煮食爐		ER326AB92X	✓	✓	✓	✓	✓	✓	-
Built-in Double Gas Burner 嵌入式煤氣雙頭煮食爐		ER326BB90X	✓	✓	✓	✓	✓	✓	-
Chimney Type Cooker Hood 煙囪式抽油煙機		LC21BD552	✓	✓	✓	✓	✓	✓	-
Exposed Refrigerator (side-by-side) 外置式雪櫃 (雙門)		KA92NVI35K	✓	✓	✓	✓	✓	✓	-
Built-in Steam Oven 嵌入式蒸爐		CD634GBS1	✓	✓	✓	✓	✓	✓	-
Built-in Oven 嵌入式焗爐		HB632GBS1B	✓	✓	✓	✓	✓	✓	-
Built-in Integrated Washer Dryer 嵌入式洗衣乾衣機		WK14D321HK	✓	✓	✓	✓	✓	✓	-
Freestanding Washing Machine 獨立式洗衣機		WM14W460HK	-	-	-	-	-	-	✓
Freestanding Tumble Dryer 獨立式乾衣機		WT46B200HK	-	-	-	-	-	-	✓
Built-in Wine Cellar 內置式酒櫃	Vinvautz	VZ18BUP	✓	✓	✓	✓	✓	✓	-
Built-in Induction Hob 嵌入式電磁爐	Miele	CS 1212 li	-	-	-	-	-	-	✓
Built-in Single Wok Gas Burner 嵌入式煤氣單頭煮食爐		CS 1018	-	-	-	-	-	-	✓
Built-in Double Gas Burner 嵌入式煤氣雙頭煮食爐		CS 1013-1	-	-	-	-	-	-	✓
Wall-mounted Cooker Hood 掛牆式抽油煙機		DA422-6	-	-	-	-	-	-	✓
Freestanding Fridge/ Freezer + Freestanding Refrigerator 獨立式雪櫃連冰箱+獨立式雪櫃		KFN 14827 SDE ed/cs-2 + K14820 SD ed/cs	-	-	-	-	-	-	✓
Built-in Steam Oven 嵌入式蒸爐		DG 6030	-	-	-	-	-	-	✓
Built-in Oven 嵌入式焗爐		H 6290 B	-	-	-	-	-	-	✓
Built-in Microwave Oven 嵌入式微波爐		M 6032	-	-	-	-	-	-	✓
Built-in Dishwasher 嵌入式洗碗碟機		G6260 SCVi	-	-	-	-	-	-	✓
Built-in Coffee Machine 嵌入式咖啡機		CVA 6431	-	-	-	-	-	-	✓
Build-in Plate Warming Drawer 嵌入式暖碟櫃		EGW 6210	-	-	-	-	-	-	✓
Built-in Wine Cellar 內置式酒櫃		KWT6321 UG	-	-	-	-	-	-	✓
Variable Refrigerant Volume Air-conditioner Indoor Unit 可變冷媒流量空調機 (室內機)	Panasonic	S-28MK2E5A	✓	✓	-	✓	-	✓	-
		S-36MK2E5A	✓	-	✓	-	✓	-	-
		S-45MK1E5A	✓	✓	✓	✓	✓	✓	✓
		S-56MK1E5A	✓	✓	✓	✓	✓	✓	✓
		S-73MK1E5A	✓	-	✓	-	✓	-	✓
		S-36MZ1H4A	-	-	-	-	-	-	✓
		S-45MY2E5A	✓	✓	✓	✓	✓	✓	-
Variable Refrigerant Volume Air-conditioner Outdoor Unit 可變冷媒流量空調機 (室外機)		U-4LE1H4	-	-	-	-	-	-	-
		U-5LE1H4	-	-	-	✓	-	✓	✓
		U-6LE1H4	✓	✓	✓	✓	✓	✓	✓
Exhaust Fan 抽氣扇	Panasonic	FV-18NF3H	✓	✓	✓	✓	✓	✓	✓
	KDK	15WHC08	✓	✓	✓	✓	✓	✓	✓
Video Doorphone 視像對講機	Schneider Electric 施耐德電氣	VDETS07	✓	✓	✓	✓	✓	✓	✓
Gas Water Heater 煤氣熱水爐	TGC	TNJW221TFQL	✓	✓	✓	✓	✓	✓	✓

“✓” means such appliance(s) is/are provided and/or installed in the residential property.
“✓” 表示此設備於該住宅單位內提供及/或安裝。
*No designation of 4/F.
*不設4樓。

The vendor undertakes that if lifts or appliances of the specified brand name or model number are not installed, lifts or appliances of comparable quality will be installed.
賣方承諾如發展項目中沒有安裝指明的品牌名稱或產品型號的升降機或設備，便會安裝品質相若的升降機或設備。

FITTINGS, FINISHES AND APPLIANCES
裝置、裝修物料及設備

APPLIANCES SCHEDULE 設備說明表

THE TERRACE Tower 9
名庭 第九座

Appliances 設備	Brands 品牌	Model Number 產品型號	G/F 地下		1/F 1樓		2/F-6/F* 2樓至6樓*		7/F 7樓
			A	B	A	B	A	B	A
Built-in Induction Hob 嵌入式電磁爐	Siemens 西門子	EH375FBB1E	✓	✓	✓	✓	✓	✓	-
Built-in Single Wok Gas Burner 嵌入式煤氣單頭煮食爐		ER326AB92X	✓	✓	✓	✓	✓	✓	-
Built-in Double Gas Burner 嵌入式煤氣雙頭煮食爐		ER326BB90X	✓	✓	✓	✓	✓	✓	-
Chimney Type Cooker Hood 煙囪式抽油煙機		LC21BD552	✓	✓	✓	✓	✓	✓	-
Exposed Refrigerator (side-by-side) 外置式雪櫃 (雙門)		KA92NVI35K	✓	✓	✓	✓	✓	✓	-
Built-in Steam Oven 嵌入式蒸爐		CD634GBS1	✓	✓	✓	✓	✓	✓	-
Built-in Oven 嵌入式焗爐		HB632GBS1B	✓	✓	✓	✓	✓	✓	-
Built-in Integrated Washer Dryer 嵌入式洗衣乾衣機		WK14D321HK	✓	✓	✓	✓	✓	✓	-
Freestanding Washing Machine 獨立式洗衣機		WM14W460HK	-	-	-	-	-	-	✓
Freestanding Tumble Dryer 獨立式乾衣機		WT46B200HK	-	-	-	-	-	-	✓
Built-in Wine Cellar 內置式酒櫃	Vinvautz	VZ18BUP	✓	✓	✓	✓	✓	✓	-
Built-in Induction Hob 嵌入式電磁爐	Miele	CS 1212 li	-	-	-	-	-	-	✓
Built-in Single Wok Gas Burner 嵌入式煤氣單頭煮食爐		CS 1018	-	-	-	-	-	-	✓
Built-in Double Gas Burner 嵌入式煤氣雙頭煮食爐		CS 1013-1	-	-	-	-	-	-	✓
Wall-mounted Cooker Hood 掛牆式抽油煙機		DA422-6	-	-	-	-	-	-	✓
Freestanding Fridge/ Freezer + Freestanding Refrigerator 獨立式雪櫃連冰箱+獨立式雪櫃		KFN 14827 SDE ed/cs-2 + K14820 SD ed/cs	-	-	-	-	-	-	✓
Built-in Steam Oven 嵌入式蒸爐		DG 6030	-	-	-	-	-	-	✓
Built-in Oven 嵌入式焗爐		H 6290 B	-	-	-	-	-	-	✓
Built-in Microwave Oven 嵌入式微波爐		M 6032	-	-	-	-	-	-	✓
Built-in Dishwasher 嵌入式洗碗碟機		G6260 SCVi	-	-	-	-	-	-	✓
Built-in Coffee Machine 嵌入式咖啡機		CVA 6431	-	-	-	-	-	-	✓
Build-in Plate Warming Drawer 嵌入式暖碟櫃		EGW 6210	-	-	-	-	-	-	✓
Built-in Wine Cellar 內置式酒櫃		KWT6321 UG	-	-	-	-	-	-	✓
Variable Refrigerant Volume Air-conditioner Indoor Unit 可變冷媒流量空調機 (室內機)		S-28MK2E5A	✓	✓	-	✓	-	✓	-
	S-36MK2E5A	✓	-	✓	-	✓	-	-	
	S-45MK1E5A	✓	✓	✓	✓	✓	✓	✓	
	S-56MK1E5A	✓	✓	✓	✓	✓	✓	✓	
	S-73MK1E5A	✓	-	✓	-	✓	-	✓	
	S-36MZ1H4A	-	-	-	-	-	-	✓	
	S-45MY2E5A	✓	✓	✓	✓	✓	✓	-	
Variable Refrigerant Volume Air-conditioner Outdoor Unit 可變冷媒流量空調機 (室外機)	U-4LE1H4	-	-	-	-	-	-	-	
	U-5LE1H4	-	-	-	✓	-	✓	✓	
	U-6LE1H4	✓	✓	✓	✓	✓	✓	✓	
Exhaust Fan 抽氣扇	Panasonic	FV-18NF3H	✓	✓	✓	✓	✓	✓	✓
	KDK	15WHC08	✓	✓	✓	✓	✓	✓	✓
Video Doorphone 視像對講機	Schneider Electric 施耐德電氣	VDETS07	✓	✓	✓	✓	✓	✓	✓
Gas Water Heater 煤氣熱水爐	TGC	TNJW221TFQL	✓	✓	✓	✓	✓	✓	✓

“✓” means such appliance(s) is/are provided and/or installed in the residential property.
“✓” 表示此設備於該住宅單位內提供及/或安裝。
*No designation of 4/F.
*不設4樓。

The vendor undertakes that if lifts or appliances of the specified brand name or model number are not installed, lifts or appliances of comparable quality will be installed.
賣方承諾如發展項目中沒有安裝指明的品牌名稱或產品型號的升降機或設備，便會安裝品質相若的升降機或設備。

FITTINGS, FINISHES AND APPLIANCES
裝置、裝修物料及設備

APPLIANCES SCHEDULE 設備說明表

THE TERRACE Tower 10
名庭 第十座

Appliances 設備	Brands 品牌	Model Number 產品型號	G/F 地下		1/F 1樓		2/F-6/F* 2樓至6樓*		7/F 7樓
			A	B	A	B	A	B	A
Built-in Induction Hob 嵌入式電磁爐	Siemens 西門子	EH375FBB1E	✓	✓	✓	✓	✓	✓	-
Built-in Single Wok Gas Burner 嵌入式煤氣單頭煮食爐		ER326AB92X	✓	✓	✓	✓	✓	✓	-
Built-in Double Gas Burner 嵌入式煤氣雙頭煮食爐		ER326BB90X	✓	✓	✓	✓	✓	✓	-
Chimney Type Cooker Hood 煙囪式抽油煙機		LC21BD552	✓	✓	✓	✓	✓	✓	-
Exposed Refrigerator (side-by-side) 外置式雪櫃 (雙門)		KA92NVI35K	✓	✓	✓	✓	✓	✓	-
Built-in Steam Oven 嵌入式蒸爐		CD634GBS1	✓	✓	✓	✓	✓	✓	-
Built-in Oven 嵌入式焗爐		HB632GBS1B	✓	✓	✓	✓	✓	✓	-
Built-in Integrated Washer Dryer 嵌入式洗衣乾衣機		WK14D321HK	✓	✓	✓	✓	✓	✓	-
Freestanding Washing Machine 獨立式洗衣機		WM14W460HK	-	-	-	-	-	-	✓
Freestanding Tumble Dryer 獨立式乾衣機		WT46B200HK	-	-	-	-	-	-	✓
Built-in Wine Cellar 內置式酒櫃	Vinvautz	VZ18BUP	✓	✓	✓	✓	✓	✓	-
Built-in Induction Hob 嵌入式電磁爐	Miele	CS 1212 1i	-	-	-	-	-	-	✓
Built-in Single Wok Gas Burner 嵌入式煤氣單頭煮食爐		CS 1018	-	-	-	-	-	-	✓
Built-in Double Gas Burner 嵌入式煤氣雙頭煮食爐		CS 1013-1	-	-	-	-	-	-	✓
Wall-mounted Cooker Hood 掛牆式抽油煙機		DA422-6	-	-	-	-	-	-	✓
Freestanding Fridge/ Freezer + Freestanding Refrigerator 獨立式雪櫃連冰箱+獨立式雪櫃		KFN 14827 SDE ed/cs-2 + K14820 SD ed/cs	-	-	-	-	-	-	✓
Built-in Steam Oven 嵌入式蒸爐		DG 6030	-	-	-	-	-	-	✓
Built-in Oven 嵌入式焗爐		H 6290 B	-	-	-	-	-	-	✓
Built-in Microwave Oven 嵌入式微波爐		M 6032	-	-	-	-	-	-	✓
Built-in Dishwasher 嵌入式洗碗碟機		G6260 SCVi	-	-	-	-	-	-	✓
Built-in Coffee Machine 嵌入式咖啡機		CVA 6431	-	-	-	-	-	-	✓
Build-in Plate Warming Drawer 嵌入式暖碟櫃		EGW 6210	-	-	-	-	-	-	✓
Built-in Wine Cellar 內置式酒櫃		KWT6321 UG	-	-	-	-	-	-	✓
Variable Refrigerant Volume Air-conditioner Indoor Unit 可變冷媒流量空調機 (室內機)		Panasonic	S-28MK2E5A	✓	✓	-	✓	-	✓
	S-36MK2E5A		✓	-	✓	-	✓	-	-
	S-45MK1E5A		✓	✓	✓	✓	✓	✓	✓
	S-56MK1E5A		✓	✓	✓	✓	✓	✓	✓
	S-73MK1E5A		✓	✓	✓	-	✓	-	✓
	S-36MZ1H4A		-	-	-	-	-	-	✓
	S-45MY2E5A		✓	✓	✓	✓	✓	✓	-
Variable Refrigerant Volume Air-conditioner Outdoor Unit 可變冷媒流量空調機 (室外機)		U-4LE1H4	-	-	-	-	-	-	-
		U-5LE1H4	-	-	-	✓	-	✓	✓
		U-6LE1H4	✓	✓	✓	✓	✓	✓	✓
Exhaust Fan 抽氣扇	Panasonic	FV-18NF3H	✓	✓	✓	✓	✓	✓	✓
	KDK	15WHC08	✓	✓	✓	✓	✓	✓	✓
Video Doorphone 視像對講機	Schneider Electric 施耐德電氣	VDETS07	✓	✓	✓	✓	✓	✓	✓
Gas Water Heater 煤氣熱水爐	TGC	TNJW221TFQL	✓	✓	✓	✓	✓	✓	✓

“✓” means such appliance(s) is/are provided and/or installed in the residential property.
“✓” 表示此設備於該住宅單位內提供及/或安裝。
*No designation of 4/F.
*不設4樓。

The vendor undertakes that if lifts or appliances of the specified brand name or model number are not installed, lifts or appliances of comparable quality will be installed.
賣方承諾如發展項目中沒有安裝指明的品牌名稱或產品型號的升降機或設備，便會安裝品質相若的升降機或設備。

FITTINGS, FINISHES AND APPLIANCES
裝置、裝修物料及設備

APPLIANCES SCHEDULE 設備說明表

THE TERRACE House H1-H3, H5-H10
名庭 H1-H3, H5-H10號洋房
THE HIGHLAND House H1-H3, H5-H12, H15-H23, H25-H33, H35-H39
山庭 H1-H3, H5-H12, H15-H23, H25-H33, H35-H39號洋房

Appliances 設備	Brands 品牌	Model Number 產品型號	The Terrace House H1-H3, H5-H10 名庭 H1-H3, H5-H10 號洋房	The Highland House H1-H3, H5-H11 山庭 H1-H3, H5-H11 號洋房	The Highland House H12, H15-H17, H21-H22 山庭 H12, H15-H17, H21-22 號洋房	The Highland House H18-H19 山庭 H18-H19 號洋房	The Highland House H20 山庭 H20 號洋房	The Highland House H23, H25-H33, H35-H38 山庭 H23, H25-H33, H35-H38 號洋房	The Highland House H39 山庭 H39 號洋房
Built-in Induction Hob 嵌入式電磁爐	Miele	CS 1212 li	✓	✓	✓	✓	✓	✓	✓
Built-in Single Wok Gas Burner 嵌入式煤氣單頭煮食爐		CS 1018	✓	✓	✓	✓	✓	✓	✓
Built-in Double Gas Burner 嵌入式煤氣雙頭煮食爐		CS 1013-1	✓	✓	✓	✓	✓	✓	✓
Wall-mounted Cooker Hood 掛牆式抽油煙機		DA422-6	✓	✓	✓	✓	✓	✓	✓
Freestanding Fridge/ Freezer + Freestanding Refrigerator 獨立式雪櫃連冰箱+獨立式雪櫃		KFN 14827 SDE ed/cs-2 + K14820 SD ed/cs	✓	✓	✓	✓	✓	✓	✓
Built-in Steam Oven 嵌入式蒸爐		DG 6030	✓	✓	✓	✓	✓	✓	✓
Built-in Wine Cellar 內置式酒櫃		KWT6321 UG	✓	✓	✓	✓	✓	✓	✓
Built-in Oven 嵌入式焗爐		H 6290 B	✓	✓	✓	✓	✓	✓	✓
Built-in Dishwasher 嵌入式洗碗碟機		G6260 SCVi	✓	✓	✓	✓	✓	✓	✓
Built-in Microwave Oven 嵌入式微波爐		M 6032	✓	✓	✓	✓	✓	✓	✓
Built-in Coffee Machine 嵌入式咖啡機		CVA 6431	✓	✓	✓	✓	✓	✓	✓
Built-in Plate Warming Drawer 嵌入式暖碟櫃		EGW 6210	✓	✓	✓	✓	✓	✓	✓
Freestanding Washing Machine 獨立式洗衣機	Siemens 西門子	WM14W460HK	✓	✓	✓	✓	✓	✓	✓
Freestanding Tumble Dryer 獨立式乾衣機		WT46B200HK	✓	✓	✓	✓	✓	✓	✓
Split Type Air-conditioner Indoor Unit 分體式空調機 (室內機)	Panasonic	CS-YE12MKA	-	✓	✓	✓	✓	✓	✓
		CS-YE18MKA	-	-	-	✓	✓	-	-
		CS-YE24MKA	✓	-	-	-	-	-	-
		CS-E15RKDW	-	✓	✓	✓	✓	✓	✓
		CS-E18RKDW	-	-	-	-	-	✓	-
		CS-ME21RKD	-	-	-	-	-	✓	-
		CS-MYE15PKZ	✓	-	-	-	-	-	-
		CS-MYE18PKZ	✓	✓	✓	✓	✓	✓	✓
Split Type Air-conditioner Outdoor Unit 分體式空調機 (室外機)		CU-YE12MKA	-	✓	✓	✓	✓	✓	✓
		CU-YE18MKA	-	-	-	✓	✓	-	-
		CU-YE24MKA	✓	-	-	-	-	-	-
		U-4E23JBE	-	✓	✓	✓	✓	✓	✓
Variable Refrigerant Volume Air- conditioner Indoor Unit 可變冷媒流量空調機 (室內機)		CU-4E34PBZ	✓	✓	✓	✓	✓	✓	✓
		S-28MK2E5A	✓	✓	✓	✓	✓	✓	✓
		S-45MK1E5A	✓	✓	✓	-	-	-	-
		S-56MK1E5A	-	-	-	✓	✓	-	-
		S-73MK1E5A	-	✓	✓	-	-	-	-
		S-36MZ1H4A	✓	✓	✓	✓	✓	✓	✓
		S-45MZ1H4A	-	-	-	-	-	-	-
		S-56MZ1H4A	✓	-	-	✓	✓	✓	✓
		S-73MZ1H4A	-	✓	✓	✓	✓	✓	✓
Variable Refrigerant Volume Air- conditioner Outdoor Unit 可變冷媒流量空調機 (室外機)		U-6LE1H4	✓	-	✓	✓	✓	✓	✓
		U-10ME1H7	-	✓	-	-	-	-	-
Exhaust Fan 抽氣扇	Schneider Electric 施耐德電氣	FV-18NF3H	✓	✓	✓	✓	✓	✓	
Video Doorphone 視像對講機		VDETS07	✓	✓	✓	✓	✓	✓	
Visitor Panel 訪客對講機		VDEDC_SS	✓	✓	✓	✓	✓	✓	
Gas Water Heater 煤氣熱水爐	TGC	TNJWT221TFQL	✓	✓	✓	✓	✓	✓	
Electric Water Heater 電熱水爐	Stiebel Eltron	DHE 18/22/24 SLi	✓	✓	✓	✓	✓	-	-

“✓” means such appliance(s) is/are provided and/or installed in the residential property.
“✓” 表示此設備於該住宅單位內提供及/或安裝。

The vendor undertakes that if lifts or appliances of the specified brand name or model number are not installed, lifts or appliances of comparable quality will be installed.
賣方承諾如發展項目中沒有安裝指明的品牌名稱或產品型號的升降機或設備，便會安裝品質相若的升降機或設備。

FITTINGS, FINISHES AND APPLIANCES
裝置、裝修物料及設備

SCHEDULE OF MECHANICAL & ELECTRICAL PROVISIONS OF RESIDENTIAL UNITS
住宅單位機電裝置數量說明表

THE LAGUNA Tower 1
滿庭 第一座

Floor 樓層		G/F 地下		1/F 1樓		2/F 2樓					3/F-19/F* 3樓至19樓*					20/F 20樓			
Unit 單位		A	B	A	B	A	B	C	D	E	A	B	C	D	E	A	C	D	E
Main Entrance 大門入口	Door Bell Push Button 門鈴按鈕	1	1	1	1	1	1	1	1	1	1	1	1	1	1	1	1	1	1
LIV. & DIN. 客廳及飯廳	TV/FM Outlet 電視/電台天線插座	2	2	2	2	2	2	2	2	2	2	2	2	2	2	2	2	2	2
	Telephone Outlet 電話接駁位	2	2	2	2	2	2	2	2	2	2	2	2	2	2	2	2	2	2
	Internet Connection Point 互聯網接駁位	-	-	-	-	-	-	-	-	-	-	-	-	-	-	2	-	-	-
	13A Twin Socket Outlet 13A雙位電插座	2	2	2	2	2	2	2	2	2	2	2	2	2	2	2	2	2	2
	13A Single Socket Outlet 13A單位電插座	1	1	1	1	1	1	1	1	1	1	1	1	1	1	2	1	1	1
	Lighting Switch & Exhaust Fan Switch 燈掣與抽氣扇開關掣	2	2	2	2	2	2	2	2	2	2	2	2	2	2	2	2	2	2
	Connection Unit for A/C Unit 空調機開關掣	1	1	1	1	1	1	1	1	1	1	1	1	1	1	3	2	2	2
	Lighting Switch 燈掣	3	3	3	3	3	3	3	3	3	3	3	3	3	3	6	3	3	3
	Lighting Point 燈位	4	4	4	4	4	4	4	4	4	4	4	4	4	4	7	4	4	4
	Video Door Phone 視像對講機	1	1	1	1	1	1	1	1	1	1	1	1	1	1	1	1	1	1
	Glass Break Sensor 玻璃破碎探測器	1	1	-	-	-	-	-	-	-	-	-	-	-	-	-	-	-	-
	Door/ Window Contact 門/窗磁接觸探測器	2	2	-	-	-	-	-	-	-	-	-	-	-	-	-	-	-	-
M.BED 主人睡房	TV/FM Outlet 電視/電台天線插座	1	1	1	1	1	1	1	1	1	1	1	1	1	1	1	1	1	1
	Telephone Outlet 電話接駁位	1	1	1	1	1	1	1	1	1	1	1	1	1	1	1	1	1	1
	Internet Connection Point 互聯網接駁位	-	-	-	-	-	-	-	-	-	-	-	-	-	-	1	-	-	-
	13A Twin Socket Outlet 13A雙位電插座	1	1	1	1	1	1	1	1	1	1	1	1	1	1	1	1	1	1
	13A Single Socket Outlet 13A單位電插座	2	2	2	2	2	2	2	2	2	2	2	2	2	2	2	2	2	2
	Lighting Switch & Exhaust Fan Switch 燈掣與抽氣扇開關掣	-	-	-	-	-	-	-	-	-	-	-	-	-	-	1	-	-	-
	Connection Unit for A/C Unit 空調機開關掣	1	1	1	1	1	1	1	1	1	1	1	1	1	1	1	1	1	1
	Lighting Switch 燈掣	1	1	1	1	1	1	1	2	2	1	1	1	2	2	1	1	2	2
	Lighting Point 燈位	2	1	1	1	1	1	1	1	1	1	1	1	1	1	1	1	1	1
	PIR Sensor 紅外線感測器	1	-	-	-	-	-	-	-	-	-	-	-	-	-	-	-	-	-
	Glass Break Sensor 玻璃破碎探測器	1	1	-	-	-	-	-	-	-	-	-	-	-	-	-	-	-	-
	Door/ Window Contact 門/窗磁接觸探測器	2	3	-	-	-	-	-	-	-	-	-	-	-	-	-	-	-	-
BED 1 睡房 1	TV/FM Outlet 電視/電台天線插座	1	1	1	1	1	1	1	1	1	1	1	1	1	1	1	1	1	1
	Telephone Outlet 電話接駁位	1	1	1	1	1	1	1	1	1	1	1	1	1	1	1	1	1	1
	Internet Connection Point 互聯網接駁位	-	-	-	-	-	-	-	-	-	-	-	-	-	-	1	-	-	-
	13A Twin Socket Outlet 13A雙位電插座	1	1	1	1	1	1	1	1	1	1	1	1	1	1	1	1	1	1
	13A Single Socket Outlet 13A單位電插座	1	1	1	1	1	1	1	1	1	1	1	1	1	1	1	1	1	1
	Connection Unit for A/C Unit 空調機開關掣	1	1	1	1	1	1	1	1	1	1	1	1	1	1	1	1	1	1
	Lighting Switch 燈掣	1	1	1	1	1	1	1	1	1	1	1	1	1	1	1	1	1	1
	Lighting Point 燈位	2	1	1	1	1	1	1	1	1	1	1	1	1	1	1	1	1	1
	Glass Break Sensor 玻璃破碎探測器	1	1	-	-	-	-	-	-	-	-	-	-	-	-	-	-	-	-
	Door/ Window Contact 門/窗磁接觸探測器	1	1	-	-	-	-	-	-	-	-	-	-	-	-	-	-	-	-
BED 2 睡房 2	TV/FM Outlet 電視/電台天線插座	-	-	-	-	-	-	-	-	-	-	-	-	-	-	1	-	-	-
	Telephone Outlet 電話接駁位	-	-	-	-	-	-	-	-	-	-	-	-	-	-	1	-	-	-
	13A Twin Socket Outlet 13A雙位電插座	-	-	-	-	-	-	-	-	-	-	-	-	-	-	1	-	-	-
	13A Single Socket Outlet 13A單位電插座	-	-	-	-	-	-	-	-	-	-	-	-	-	-	1	-	-	-
	Connection Unit for A/C Unit 空調機開關掣	-	-	-	-	-	-	-	-	-	-	-	-	-	-	1	-	-	-
	Lighting Switch 燈掣	-	-	-	-	-	-	-	-	-	-	-	-	-	-	1	-	-	-
	Lighting Point 燈位	-	-	-	-	-	-	-	-	-	-	-	-	-	-	1	-	-	-
U.T. 工作間	13A Single Socket Outlet 13A單位電插座	-	-	-	-	-	-	-	-	-	-	-	-	-	-	1	-	-	-
	Lighting Switch & Exhaust Fan Switch 燈掣與抽氣扇開關掣	-	-	-	-	-	-	-	-	-	-	-	-	-	-	1	-	-	-
	Lighting Switch 燈掣	-	-	-	-	-	-	-	-	-	-	-	-	-	-	1	-	-	-
	Lighting Point 燈位	-	-	-	-	-	-	-	-	-	-	-	-	-	-	1	-	-	-
	Miniature Circuit Breakers Board 總電掣箱	-	-	-	-	-	-	-	-	-	-	-	-	-	-	1	-	-	-
	Connection Unit for A/C Unit 空調機開關掣	-	-	-	-	-	-	-	-	-	-	-	-	-	-	1	-	-	-
ST. 儲物房	Lighting Switch 燈掣	-	-	-	-	-	-	-	-	-	-	-	-	-	-	1	-	-	-
	Lighting Point 燈位	-	-	-	-	-	-	-	-	-	-	-	-	-	-	1	-	-	-

*No designation of 4/F, 13/F and 14/F.
*不設4樓、13樓及14樓。

FITTINGS, FINISHES AND APPLIANCES
裝置、裝修物料及設備

SCHEDULE OF MECHANICAL & ELECTRICAL PROVISIONS OF RESIDENTIAL UNITS
住宅單位機電裝置數量說明表

THE LAGUNA Tower 1
滿庭 第一座

Floor 樓層		G/F 地下		1/F 1樓		2/F 2樓					3/F-19/F* 3樓至19樓*					20/F 20樓			
Unit 單位		A	B	A	B	A	B	C	D	E	A	B	C	D	E	A	C	D	E
KIT./ OPEN KIT. 廚房/ 開放式廚房	13A Twin Socket Outlet 13A雙位電插座	2	2	2	2	2	2	2	2	2	2	2	2	2	2	2	2	2	2
	13A Single Socket Outlet 13A單位電插座	4	4	4	4	4	4	4	4	4	4	4	4	4	4	7	4	4	4
	Fuse Spur Unit 接線座	2	2	2	2	2	2	1	2	2	2	2	1	2	2	1	1	2	2
	20A Connection Unit 20A保險菲士蘇	2	2	2	2	2	2	2	2	2	2	2	2	2	2	2	2	2	2
	Water Outlet Connection Point for Washing Machine 洗衣機去水位	1	1	1	1	1	1	1	1	1	1	1	1	1	1	1	1	1	1
	Water Inlet Connection Point for Washing Machine 洗衣機來水位	1	1	1	1	1	1	1	1	1	1	1	1	1	1	1	1	1	1
	Lighting Switch 燈掣	-	1	-	1	-	1	1	-	-	-	1	1	-	-	-	1	-	-
	Lighting Point 燈位	3	3	3	3	3	3	3	3	3	3	3	3	3	3	4	3	3	3
	Miniature Circuit Breakers Board 總電掣箱	1	1	1	1	1	1	1	1	1	1	1	1	1	1	-	1	1	1
	Towngas Water Heater 煤氣熱水爐	1	1	1	1	1	1	1	1	1	1	1	1	1	1	-	1	1	1
	Towngas Water Heater Remote Control 煤氣熱水爐溫度控制器	1	1	1	1	1	1	1	1	1	1	1	1	1	1	1	1	1	1
	Door Bell 門鈴	1	1	1	1	1	1	1	1	1	1	1	1	1	1	1	1	1	1
	Security Alarm Key Pad 保安系統制開關控制器	1	1	-	-	-	-	-	-	-	-	-	-	-	-	-	-	-	-
	PIR Sensor 紅外線感測器	1	-	-	-	-	-	-	-	-	-	-	-	-	-	-	-	-	-
	Audio / Visual Secuirty Alarm 保安系統閃燈警鐘	1	1	-	-	-	-	-	-	-	-	-	-	-	-	-	-	-	-
M.BATH 主人浴室	13A Single Socket Outlet 13A單位電插座	-	-	-	-	-	-	-	-	-	-	-	-	-	-	1	-	-	-
	Lighting Point 燈位	-	-	-	-	-	-	-	-	-	-	-	-	-	-	4	-	-	-
	Towngas Water Heater Remote Control 煤氣熱水爐溫度控制器	-	-	-	-	-	-	-	-	-	-	-	-	-	-	1	-	-	-
BATH 1 浴室1	13A Single Socket Outlet 13A單位電插座	1	1	1	1	1	1	1	1	1	1	1	1	1	1	1	1	1	1
	Lighting Point 燈位	3	3	3	3	3	3	3	3	3	3	3	3	3	3	3	3	3	3
	Towngas Water Heater Remote Control 煤氣熱水爐溫度控制器	1	1	1	1	1	1	1	1	1	1	1	1	1	1	1	1	1	1
	PIR Sensor 紅外線感測器	1	-	-	-	-	-	-	-	-	-	-	-	-	-	-	-	-	-
LAV. 洗手間	Lighting Point 燈位	-	-	-	-	-	-	-	-	-	-	-	-	-	-	1	-	-	-
GARDEN 花園	13A Waterproof Single Socket Outlet 13A防水單位電插座	1	1	-	-	-	-	-	-	-	-	-	-	-	-	-	-	-	-
	Lighting Point 燈位	3	4	-	-	-	-	-	-	-	-	-	-	-	-	-	-	-	-
	Isolator for Outdoor Air Conditioner 室外空調機開關掣	-	2	-	-	-	-	-	-	-	-	-	-	-	-	-	-	-	-
	PIR Sensor 紅外線感測器	-	2	-	-	-	-	-	-	-	-	-	-	-	-	-	-	-	-
A/C PLATFORM 空調機平台	Isolator for Outdoor Air Conditioner 室外空調機開關掣	-	-	2	2	2	2	-	-	-	2	2	2	2	2	4	2	2	2
A/C PLINTH 空調機平台	Isolator for Outdoor Air Conditioner 室外空調機開關掣	2	-	-	-	-	-	-	2	2	-	-	-	-	-	-	-	-	-
BAL. 露台	Lighting Point 燈位	-	-	-	1	1	1	1	1	1	1	1	1	1	1	-	1	1	1
Internal Staircase 內置樓梯	Lighting Switch 燈掣	-	-	-	-	-	-	-	-	-	-	-	-	-	-	1	-	-	-
	Lighting Point 燈位	-	-	-	-	-	-	-	-	-	-	-	-	-	-	1	-	-	-
External Staircase 外置樓梯	Lighting Point 燈位	-	-	-	-	-	-	-	-	-	-	-	-	-	-	3	-	-	-
U.P. 工作平台	Lighting Point 燈位	-	-	-	1	-	1	-	1	1	-	1	1	1	1	-	1	1	1
FLAT ROOF 平台	Lighting Point 燈位	-	-	1	-	-	-	2	-	-	-	-	-	-	-	2	-	-	-
	Isolator for Outdoor Air Conditioner 室外空調機開關掣	-	-	-	-	-	-	2	-	-	-	-	-	-	-	1	-	-	-
ROOF 天台	13A Waterproof Single Socket Outlet 13A防水單位電插座	-	-	-	-	-	-	-	-	-	-	-	-	-	-	1	1	1	1
	Fuse Spur Unit 接線座	-	-	-	-	-	-	-	-	-	-	-	-	-	-	1	-	-	-
	Lighting Switch 燈掣	-	-	-	-	-	-	-	-	-	-	-	-	-	-	-	1	1	1
	Lighting Point 燈位	-	-	-	-	-	-	-	-	-	-	-	-	-	-	13	11	10	9
	Isolator for Outdoor Air Conditioner 室外空調機開關掣	-	-	-	-	-	-	-	-	-	-	-	-	-	-	1	-	1	-
	Towngas Water Heater 煤氣熱水爐	-	-	-	-	-	-	-	-	-	-	-	-	-	-	1	-	-	-

*No designation of 4/F, 13/F and 14/F.
*不設4樓、13樓及14樓。

FITTINGS, FINISHES AND APPLIANCES
裝置、裝修物料及設備

SCHEDULE OF MECHANICAL & ELECTRICAL PROVISIONS OF RESIDENTIAL UNITS
住宅單位機電裝置數量說明表

THE LAGUNA Tower 2
滿庭 第二座

Floor 樓層		G/F 地下		1/F 1樓		2/F 2樓					3/F-19/F* 3樓至19樓*					20/F 20樓			
Unit 單位		A	B	A	B	A	B	C	D	E	A	B	C	D	E	A	C	D	E
Main Entrance 大門入口	Door Bell Push Button 門鈴按鈕	1	1	1	1	1	1	1	1	1	1	1	1	1	1	1	1	1	1
LIV. & DIN. 客廳及飯廳	TV/FM Outlet 電視/電台天線插座	2	2	2	2	2	2	2	2	2	2	2	2	2	2	2	2	2	2
	Telephone Outlet 電話接駁位	2	2	2	2	2	2	2	2	2	2	2	2	2	2	2	2	2	2
	Internet Connection Point 互聯網接駁位	-	-	-	-	-	-	-	-	-	-	-	-	-	-	2	-	-	-
	13A Twin Socket Outlet 13A雙位電插座	2	2	2	2	2	2	2	2	2	2	2	2	2	2	2	2	2	2
	13A Single Socket Outlet 13A單位電插座	1	1	1	1	1	1	1	1	1	1	1	1	1	1	2	1	1	1
	Lighting Switch & Exhaust Fan Switch 燈掣與抽氣扇開關掣	2	2	2	2	2	2	2	2	2	2	2	2	2	2	2	2	2	2
	Connection Unit for A/C Unit 空調機開關掣	2	2	2	2	2	2	1	1	1	2	2	1	1	1	4	2	2	2
	Lighting Switch 燈掣	4	3	3	3	3	3	3	3	3	3	3	3	3	3	7	3	3	3
	Lighting Point 燈位	4	4	4	4	4	4	3	4	3	4	4	3	4	3	6	3	4	3
	Video Door Phone 視像對講機	1	1	1	1	1	1	1	1	1	1	1	1	1	1	1	1	1	1
	Glass Break Sensor 玻璃破碎探測器	1	1	-	-	-	-	-	-	-	-	-	-	-	-	-	-	-	-
	Door / Window Contact 門/窗磁接觸探測器	2	2	-	-	-	-	-	-	-	-	-	-	-	-	-	-	-	-
M.BED 主人睡房	TV/FM Outlet 電視/電台天線插座	1	1	1	1	1	1	1	1	1	1	1	1	1	1	1	1	1	1
	Telephone Outlet 電話接駁位	1	1	1	1	1	1	1	1	1	1	1	1	1	1	1	1	1	1
	Internet Connection Point 互聯網接駁位	-	-	-	-	-	-	-	-	-	-	-	-	-	-	1	-	-	-
	13A Twin Socket Outlet 13A雙位電插座	1	1	1	1	1	1	1	1	1	1	1	1	1	1	1	1	1	1
	13A Single Socket Outlet 13A單位電插座	2	2	2	2	2	2	2	2	2	2	2	2	2	2	3	2	2	2
	Lighting Switch & Exhaust Fan Switch 燈掣與抽氣扇開關掣	1	1	1	1	1	1	-	-	-	1	1	-	-	-	1	-	-	-
	Connection Unit for A/C Unit 空調機開關掣	1	1	1	1	1	1	1	1	1	1	1	1	1	1	1	1	1	1
	Lighting Switch 燈掣	1	1	1	1	1	1	1	2	1	1	1	1	2	1	2	1	2	1
	Lighting Point 燈位	2	2	1	1	1	1	1	1	1	1	1	1	1	1	3	1	1	1
	Glass Break Sensor 玻璃破碎探測器	1	1	-	-	-	-	-	-	-	-	-	-	-	-	-	-	-	-
	Door / Window Contact 門/窗磁接觸探測器	2	2	-	-	-	-	-	-	-	-	-	-	-	-	-	-	-	-
BED 1 睡房 1	TV/FM Outlet 電視/電台天線插座	1	1	1	1	1	1	1	1	1	1	1	1	1	1	1	1	1	1
	Telephone Outlet 電話接駁位	1	1	1	1	1	1	1	1	1	1	1	1	1	1	1	1	1	1
	Internet Connection Point 互聯網接駁位	-	-	-	-	-	-	-	-	-	-	-	-	-	-	1	-	-	-
	13A Twin Socket Outlet 13A雙位電插座	1	1	1	1	1	1	1	1	1	1	1	1	1	1	1	1	1	1
	13A Single Socket Outlet 13A單位電插座	1	1	1	1	1	1	1	1	1	1	1	1	1	1	1	1	1	1
	Connection Unit for A/C Unit 空調機開關掣	1	1	1	1	1	1	1	1	1	1	1	1	1	1	1	1	1	1
	Lighting Switch 燈掣	1	1	1	1	1	1	1	1	1	1	1	1	1	1	1	1	1	1
	Lighting Point 燈位	2	2	1	1	1	1	1	1	1	1	1	1	1	1	1	1	1	1
	Glass Break Sensor 玻璃破碎探測器	1	1	-	-	-	-	-	-	-	-	-	-	-	-	-	-	-	-
	Door / Window Contact 門/窗磁接觸探測器	1	1	-	-	-	-	-	-	-	-	-	-	-	-	-	-	-	-
BED 2 睡房 2	TV/FM Outlet 電視/電台天線插座	1	1	1	1	1	1	-	-	-	1	1	-	-	-	1	-	-	-
	Telephone Outlet 電話接駁位	1	1	1	1	1	1	-	-	-	1	1	-	-	-	1	-	-	-
	13A Twin Socket Outlet 13A雙位電插座	1	1	1	1	1	1	-	-	-	1	1	-	-	-	1	-	-	-
	13A Single Socket Outlet 13A單位電插座	1	1	1	1	1	1	-	-	-	1	1	-	-	-	1	-	-	-
	Connection Unit for A/C Unit 空調機開關掣	1	1	1	1	1	1	-	-	-	1	1	-	-	-	1	-	-	-
	Lighting Switch 燈掣	1	1	1	1	1	1	-	-	-	1	1	-	-	-	1	-	-	-
	Lighting Point 燈位	1	1	1	2	1	2	-	-	-	1	2	-	-	-	1	-	-	-
	PIR Sensor 紅外線感測器	-	1	-	-	-	-	-	-	-	-	-	-	-	-	-	-	-	-
U.T. 工作間	13A Single Socket Outlet 13A單位電插座	1	1	-	1	-	1	-	-	-	-	1	-	-	-	1	-	-	-
	Lighting Switch & Exhaust Fan Switch 燈掣與抽氣扇開關掣	1	1	-	1	-	1	-	-	-	-	1	-	-	-	1	-	-	-
	Lighting Switch 燈掣	1	1	-	1	-	1	-	-	-	-	1	-	-	-	1	-	-	-
	Lighting Point 燈位	1	1	-	1	-	1	-	-	-	-	1	-	-	-	1	-	-	-
	Miniature Circuit Breakers Board 總電掣箱	1	1	-	1	-	1	-	-	-	-	1	-	-	-	1	-	-	-
	Connection Unit for A/C Unit 空調機開關掣	1	1	-	-	-	-	-	-	-	-	-	-	-	-	1	-	-	-
	Audio / Visual Secuirty Alarm 保安系統閃燈警鐘	1	1	-	-	-	-	-	-	-	-	-	-	-	-	-	-	-	-
ST. 儲物房	Lighting Switch 燈掣	-	-	-	-	-	-	-	-	-	-	-	-	-	-	2	-	-	-
	Lighting Point 燈位	-	-	-	-	-	-	-	-	-	-	-	-	-	-	2	-	-	-

*No designation of 4/F, 13/F and 14/F.
*不設4樓、13樓及14樓。

FITTINGS, FINISHES AND APPLIANCES
裝置、裝修物料及設備

SCHEDULE OF MECHANICAL & ELECTRICAL PROVISIONS OF RESIDENTIAL UNITS
住宅單位機電裝置數量說明表

THE LAGUNA Tower 2
滿庭 第二座

Floor 樓層		G/F 地下		1/F 1樓		2/F 2樓					3/F-19/F* 3樓至19樓*					20/F 20樓			
Unit 單位		A	B	A	B	A	B	C	D	E	A	B	C	D	E	A	C	D	E
KIT/ OPEN KIT. 廚房/ 開放式廚房	13A Twin Socket Outlet 13A雙位電插座	2	2	2	2	2	2	2	2	2	2	2	2	2	2	2	2	2	2
	13A Single Socket Outlet 13A單位電插座	5	5	5	5	5	5	4	4	4	5	5	4	4	4	7	4	4	4
	Fuse Spur Unit 接線座	2	2	2	2	2	2	1	2	2	2	2	1	2	2	2	2	2	2
	20A Connection Unit 20A保險菲士蘇	2	2	2	2	2	2	2	2	2	2	2	2	2	2	2	2	2	2
	Water Outlet Connection Point for Washing Machine 洗衣機去水位	1	1	1	1	1	1	1	1	1	1	1	1	1	1	1	1	1	1
	Water Inlet Connection Point for Washing Machine 洗衣機來水位	1	1	1	1	1	1	1	1	1	1	1	1	1	1	1	1	1	1
	Lighting Switch 燈掣	-	-	1	-	1	-	1	-	-	1	-	1	-	-	-	1	-	-
	Lighting Point 燈位	4	4	4	4	4	4	3	3	3	4	4	3	3	3	4	3	3	3
	Miniature Circuit Breakers Board 總電掣箱	-	-	1	-	1	-	1	1	1	1	-	1	1	1	-	1	1	1
	Towngas Water Heater 煤氣熱水爐	1	1	1	1	1	1	1	1	1	1	1	1	1	1	1	1	1	1
	Towngas Water Heater Remote Control 煤氣熱水爐溫度控制器	1	1	1	1	1	1	1	1	1	1	1	1	1	1	1	1	1	1
	Door Bell 門鈴	1	1	1	1	1	1	1	1	1	1	1	1	1	1	1	1	1	1
	Security Alarm Key Pad 保安系統制開關控制器	1	1	-	-	-	-	-	-	-	-	-	-	-	-	-	-	-	-
M.BATH 主人浴室	13A Single Socket Outlet 13A單位電插座	1	1	1	1	1	1	-	-	-	1	1	-	-	-	1	-	-	-
	Lighting Point 燈位	3	3	3	3	3	3	-	-	-	3	3	-	-	-	6	-	-	-
	Towngas Water Heater Remote Control 煤氣熱水爐溫度控制器	1	1	1	1	1	1	-	-	-	1	1	-	-	-	1	-	-	-
BATH 1 浴室1	13A Single Socket Outlet 13A單位電插座	1	1	1	1	1	1	1	1	1	1	1	1	1	1	1	1	1	1
	Lighting Point 燈位	3	3	3	3	3	3	3	3	3	3	3	3	3	3	3	3	3	3
	Towngas Water Heater Remote Control 煤氣熱水爐溫度控制器	1	1	1	1	1	1	1	1	1	1	1	1	1	1	1	1	1	1
LAV. 洗手間	Lighting Point 燈位	1	1	-	1	-	1	-	-	-	-	1	-	-	-	1	-	-	-
GARDEN 花園	13A Waterproof Single Socket Outlet 13A防水單位電插座	1	1	-	-	-	-	-	-	-	-	-	-	-	-	-	-	-	-
	Lighting Point 燈位	4	5	-	-	-	-	-	-	-	-	-	-	-	-	-	-	-	-
	Isolator for Outdoor Air Conditioner 室外空調機開關掣	4	4	-	-	-	-	-	-	-	-	-	-	-	-	-	-	-	-
	PIR Sensor 紅外線感測器	2	2	-	-	-	-	-	-	-	-	-	-	-	-	-	-	-	-
A/C PLATFORM 空調機平台	Isolator for Outdoor Air Conditioner 室外空調機開關掣	-	-	3	3	3	3	-	-	2	3	3	2	2	2	5	2	2	2
A/C PLINTH 空調機平台	Isolator for Outdoor Air Conditioner 室外空調機開關掣	-	-	-	-	-	-	-	2	-	-	-	-	-	-	-	-	-	-
BAL. 露台	Lighting Point 燈位	-	-	-	-	1	1	1	1	1	1	1	1	1	1	-	1	1	1
External Staircase 外置樓梯	Lighting Point 燈位	-	-	-	-	-	-	-	-	-	-	-	-	-	-	6	-	-	-
U.P. 工作平台	Lighting Point 燈位	-	-	1	1	1	1	-	1	-	1	1	1	1	-	-	1	1	-
FLAT ROOF 平台	Lighting Point 燈位	-	-	1	1	-	-	2	-	-	-	-	-	-	-	7	-	-	-
	Isolator for Outdoor Air Conditioner 室外空調機開關掣	-	-	-	-	-	-	2	-	-	-	-	-	-	-	-	-	-	-
ROOF 天台	13A Waterproof Single Socket Outlet 13A防水單位電插座	-	-	-	-	-	-	-	-	-	-	-	-	-	-	1	1	1	1
	Lighting Switch 燈掣	-	-	-	-	-	-	-	-	-	-	-	-	-	-	-	1	1	1
	Lighting Point 燈位	-	-	-	-	-	-	-	-	-	-	-	-	-	-	17	10	11	7

*No designation of 4/F, 13/F and 14/F.
*不設4樓、13樓及14樓。

FITTINGS, FINISHES AND APPLIANCES
裝置、裝修物料及設備

SCHEDULE OF MECHANICAL & ELECTRICAL PROVISIONS OF RESIDENTIAL UNITS
住宅單位機電裝置數量說明表

THE LAGUNA Tower 3
滿庭 第三座

Floor 樓層		G/F 地下		1/F 1樓		2/F 2樓					3/F-18/F* 3樓至18樓*					19/F 19樓					20/F 20樓			
Unit 單位		A	B	A	B	A	B	C	D	E	A	B	C	D	E	A	B	C	D	E	A	C	E	
Main Entrance 大門入口	Door Bell Push Button 門鈴按鈕	1	1	1	1	1	1	1	1	1	1	1	1	1	1	1	1	1	1	1	1	1	1	
	TV/FM Outlet 電視/電台天線插座	2	2	2	2	2	2	2	2	2	2	2	2	2	2	2	2	2	2	2	2	2	2	
LIV. & DIN. 客廳及飯廳	Telephone Outlet 電話接駁位	2	2	2	2	2	2	2	2	2	2	2	2	2	2	2	2	2	2	2	2	2	2	
	Internet Connection Point 互聯網接駁位	-	-	-	-	-	-	-	-	-	-	-	-	-	-	-	-	-	-	-	2	2	-	
	13A Twin Socket Outlet 13A雙位電插座	2	2	2	2	2	2	2	2	2	2	2	2	2	2	2	2	2	2	2	2	2	2	
	13A Single Socket Outlet 13A單位電插座	1	1	1	1	1	1	-	1	1	1	1	-	1	1	1	1	-	1	1	2	1	1	
	Lighting Switch & Exhaust Fan Switch 燈掣與抽氣扇開關掣	2	2	2	2	2	2	-	2	2	2	2	-	2	2	2	2	-	2	2	2	2	2	
	Connection Unit for A/C Unit 空調機開關掣	1	2	1	2	1	2	1	1	1	1	2	1	1	1	1	2	1	1	1	3	3	2	
	Lighting Switch 燈掣	3	3	3	3	3	3	2	3	3	3	3	2	3	2	3	3	2	3	2	6	6	2	
	Lighting Point 燈位	4	4	4	4	4	4	1	3	3	4	4	1	3	3	4	4	1	3	3	8	4	3	
	Video Door Phone 視像對講機	1	1	1	1	1	1	-	1	1	1	1	-	1	1	1	1	-	1	1	1	1	1	
	Glass Break Sensor 玻璃破碎探測器	1	1	-	-	-	-	-	-	-	-	-	-	-	-	-	-	-	-	-	-	-	-	
	Door / Window Contact 門/窗磁接觸探測器	2	2	-	-	-	-	-	-	-	-	-	-	-	-	-	-	-	-	-	-	-	-	
M.BED 主人睡房	TV/FM Outlet 電視/電台天線插座	1	1	1	1	1	1	1	1	1	1	1	1	1	1	1	1	1	1	1	1	1	1	
	Telephone Outlet 電話接駁位	1	1	1	1	1	1	1	1	1	1	1	1	1	1	1	1	1	1	1	1	1	1	
	Internet Connection Point 互聯網接駁位	-	-	-	-	-	-	-	-	-	-	-	-	-	-	-	-	-	-	-	1	1	-	
	13A Twin Socket Outlet 13A雙位電插座	1	1	1	1	1	1	1	1	1	1	1	1	1	1	1	1	1	1	1	1	1	1	
	13A Single Socket Outlet 13A單位電插座	2	2	2	2	2	2	2	2	2	2	2	2	2	2	2	2	2	2	2	2	2	2	
	Lighting Switch & Exhaust Fan Switch 燈掣與抽氣扇開關掣	-	1	-	1	-	1	1	-	-	-	1	1	-	-	-	1	1	-	-	1	1	-	
	Connection Unit for A/C Unit 空調機開關掣	1	1	1	1	1	1	1	1	1	1	1	1	1	1	1	1	1	1	1	1	1	1	
	Switch for Electric Water Heater 電熱水爐開關掣	-	-	-	-	-	-	1	-	-	-	-	1	-	-	-	-	1	-	-	-	-	-	
	Lighting Switch 燈掣	1	1	1	1	1	1	1	1	2	1	1	1	1	2	1	1	1	1	1	2	1	1	2
	Lighting Point 燈位	2	1	1	1	1	1	1	1	1	1	1	1	1	1	1	1	1	1	1	2	1	1	
	PIR Sensor 紅外線感測器	1	-	-	-	-	-	-	-	-	-	-	-	-	-	-	-	-	-	-	-	-	-	
	Glass Break Sensor 玻璃破碎探測器	1	1	-	-	-	-	-	-	-	-	-	-	-	-	-	-	-	-	-	-	-	-	
	Door / Window Contact 門/窗磁接觸探測器	1	2	-	-	-	-	-	-	-	-	-	-	-	-	-	-	-	-	-	-	-	-	
BED 1 睡房 1	TV/FM Outlet 電視/電台天線插座	1	1	1	1	1	1	-	1	1	1	1	-	1	1	1	1	-	1	1	1	1	1	
	Telephone Outlet 電話接駁位	1	1	1	1	1	1	-	1	1	1	1	-	1	1	1	1	-	1	1	1	1	1	
	Internet Connection Point 互聯網接駁位	-	-	-	-	-	-	-	-	-	-	-	-	-	-	-	-	-	-	-	1	1	-	
	13A Twin Socket Outlet 13A雙位電插座	1	1	1	1	1	1	-	1	1	1	1	-	1	1	1	1	-	1	1	1	1	1	
	13A Single Socket Outlet 13A單位電插座	1	1	1	1	1	1	-	1	1	1	1	-	1	1	1	1	-	1	1	1	1	1	
	Connection Unit for A/C Unit 空調機開關掣	1	1	1	1	1	1	-	1	1	1	1	-	1	1	1	1	-	1	1	1	1	1	
	Lighting Switch 燈掣	1	1	1	1	1	1	-	1	1	1	1	-	1	1	1	1	-	1	1	1	1	1	
	Lighting Point 燈位	2	2	1	1	1	1	-	1	1	1	1	-	1	1	1	1	-	1	1	1	1	1	
	Glass Break Sensor 玻璃破碎探測器	1	1	-	-	-	-	-	-	-	-	-	-	-	-	-	-	-	-	-	-	-	-	
	Door / Window Contact 門/窗磁接觸探測器	1	1	-	-	-	-	-	-	-	-	-	-	-	-	-	-	-	-	-	-	-	-	
	BED 2 睡房 2	TV/FM Outlet 電視/電台天線插座	-	1	-	1	-	1	-	-	-	-	1	-	-	-	-	1	-	-	-	1	1	-
Telephone Outlet 電話接駁位		-	1	-	1	-	1	-	-	-	-	1	-	-	-	-	1	-	-	-	1	1	-	
13A Twin Socket Outlet 13A雙位電插座		-	1	-	1	-	1	-	-	-	-	1	-	-	-	-	1	-	-	-	1	1	-	
13A Single Socket Outlet 13A單位電插座		-	1	-	1	-	1	-	-	-	-	1	-	-	-	-	1	-	-	-	1	1	-	
Connection Unit for A/C Unit 空調機開關掣		-	1	-	1	-	1	-	-	-	-	1	-	-	-	-	1	-	-	-	1	1	-	
Lighting Switch 燈掣		-	1	-	1	-	1	-	-	-	-	1	-	-	-	-	1	-	-	-	1	1	-	
Lighting Point 燈位		-	2	-	1	-	1	-	-	-	-	1	-	-	-	-	1	-	-	-	1	1	-	
Glass Break Sensor 玻璃破碎探測器		-	1	-	-	-	-	-	-	-	-	-	-	-	-	-	-	-	-	-	-	-	-	
Door / Window Contact 門/窗磁接觸探測器		-	1	-	-	-	-	-	-	-	-	-	-	-	-	-	-	-	-	-	-	-	-	
U.T. 工作間	13A Single Socket Outlet 13A單位電插座	-	1	-	1	-	1	-	-	-	-	1	-	-	-	-	1	-	-	-	1	1	-	
	Lighting Switch & Exhaust Fan Switch 燈掣與抽氣扇開關掣	-	1	-	1	-	1	-	-	-	-	1	-	-	-	-	1	-	-	-	1	1	-	
	Lighting Switch 燈掣	-	1	-	1	-	1	-	-	-	-	1	-	-	-	-	1	-	-	-	1	1	-	
	Lighting Point 燈位	-	1	-	1	-	1	-	-	-	-	1	-	-	-	-	1	-	-	-	1	1	-	
	Miniature Circuit Breakers Board 總電掣箱	-	1	-	1	-	1	-	-	-	-	1	-	-	-	-	1	-	-	-	1	1	-	
	Connection Unit for A/C Unit 空調機開關掣	-	1	-	-	-	-	-	-	-	-	-	-	-	-	-	-	-	-	-	1	1	-	
	Audio / Visual Securirty Alarm 保安系統閃燈警鐘	-	1	-	-	-	-	-	-	-	-	-	-	-	-	-	-	-	-	-	-	-	-	
ST. 儲物房	13A Single Socket Outlet 13A單位電插座	-	-	-	-	-	-	-	-	-	-	-	-	-	-	-	-	-	-	-	1	-	-	
	Lighting Switch 燈掣	-	-	-	-	-	-	-	-	-	-	-	-	-	-	-	-	-	-	-	2	-	-	
	Lighting Point 燈位	-	-	-	-	-	-	-	-	-	-	-	-	-	-	-	-	-	-	-	2	-	-	

*No designation of 4/F, 13/F and 14/F.

*不設4樓、13樓及14樓。

FITTINGS, FINISHES AND APPLIANCES
裝置、裝修物料及設備

SCHEDULE OF MECHANICAL & ELECTRICAL PROVISIONS OF RESIDENTIAL UNITS
住宅單位機電裝置數量說明表

THE LAGUNA Tower 3
滿庭 第三座

Floor 樓層		G/F 地下		1/F 1樓		2/F 2樓					3/F-18/F* 3樓至18樓*					19/F 19樓					20/F 20樓		
Unit 單位		A	B	A	B	A	B	C	D	E	A	B	C	D	E	A	B	C	D	E	A	C	E
KIT./ OPEN KIT. 廚房/ 開放式廚房	13A Twin Socket Outlet 13A雙位電插座	2	2	2	2	2	2	2	2	2	2	2	2	2	2	2	2	2	2	2	2	2	2
	13A Single Socket Outlet 13A單位電插座	4	4	4	4	4	4	4	4	4	4	4	4	4	4	4	4	4	4	4	7	7	4
	Fuse Spur Unit 接線座	2	2	2	2	2	2	1	2	2	2	2	1	2	2	2	2	1	2	2	1	2	2
	20A Connection Unit 20A保險菲士蘇	2	2	2	2	2	2	1	2	2	2	2	1	2	2	2	2	1	2	2	2	2	2
	Water Outlet Connection Point for Washing Machine 洗衣機去水位	1	1	1	1	1	1	1	1	1	1	1	1	1	1	1	1	1	1	1	1	1	1
	Water Inlet Connection Point for Washing Machine 洗衣機來水位	1	1	1	1	1	1	1	1	1	1	1	1	1	1	1	1	1	1	1	1	1	1
	Lighting Switch 燈掣	-	-	-	-	-	-	1	-	-	-	-	1	-	-	-	-	1	-	-	-	-	-
	Lighting Point 燈位	3	3	3	3	3	3	4	3	3	3	3	4	3	3	3	3	4	3	3	4	4	3
	Video Door Phone 視像對講機	-	-	-	-	-	-	1	-	-	-	-	1	-	-	-	-	1	-	-	-	-	-
	Miniature Circuit Breakers Board 總電掣箱	1	-	1	-	1	-	1	1	1	1	-	1	1	1	1	-	1	1	1	-	-	1
	Towngas Water Heater 煤氣熱水爐	1	1	1	1	1	1	-	1	1	1	1	-	1	1	1	1	-	1	1	-	1	1
	Towngas Water Heater Remote Control 煤氣熱水爐溫度控制器	1	1	1	1	1	1	-	1	1	1	1	-	1	1	1	1	-	1	1	1	1	1
	Door Bell 門鈴	1	1	1	1	1	1	1	1	1	1	1	1	1	1	1	1	1	1	1	1	1	1
	Security Alarm Key Pad 保安系統制開關控制器	1	1	-	-	-	-	-	-	-	-	-	-	-	-	-	-	-	-	-	-	-	-
	PIR Sensor 紅外線感測器	1	-	-	-	-	-	-	-	-	-	-	-	-	-	-	-	-	-	-	-	-	-
	Audio / Visual Secuirty Alarm 保安系統閃燈警鐘	1	-	-	-	-	-	-	-	-	-	-	-	-	-	-	-	-	-	-	-	-	-
	Sprinkler Head 消防花灑頭	-	-	-	-	-	-	1	-	-	-	-	1	-	-	-	-	1	-	-	-	-	-
	Smoke Detector 煙霧感應器	-	-	-	-	-	-	1	-	-	-	-	1	-	-	-	-	1	-	-	-	-	-
M.BATH 主人浴室	13A Single Socket Outlet 13A單位電插座	-	1	-	1	-	1	1	-	-	-	1	1	-	-	-	1	1	-	-	1	1	-
	Lighting Point 燈位	-	3	-	3	-	3	3	-	-	-	3	3	-	-	-	3	3	-	-	3	4	-
	Towngas Water Heater Remote Control 煤氣熱水爐溫度控制器	-	1	-	1	-	1	-	-	-	-	1	-	-	-	-	1	-	-	-	1	1	-
	Electric Water Heater Remote Control 電熱水爐溫度控制器	-	-	-	-	-	-	1	-	-	-	-	1	-	-	-	-	1	-	-	-	-	-
BATH 1 浴室1	13A Single Socket Outlet 13A單位電插座	1	1	1	1	1	1	-	1	1	1	1	-	1	1	1	1	-	1	1	1	1	1
	Lighting Point 燈位	3	3	3	3	3	3	-	3	3	3	3	-	3	3	3	3	-	3	3	3	3	3
	Towngas Water Heater Remote Control 煤氣熱水爐溫度控制器	1	1	1	1	1	1	-	1	1	1	1	-	1	1	1	1	-	1	1	1	1	1
	PIR Sensor 紅外線感測器	1	-	-	-	-	-	-	-	-	-	-	-	-	-	-	-	-	-	-	-	-	-
LAV. 洗手間	Lighting Point 燈位	-	1	-	1	-	1	-	-	-	-	1	-	-	-	-	1	-	-	-	1	1	-
	Glass Break Sensor 玻璃破碎探測器	-	1	-	-	-	-	-	-	-	-	-	-	-	-	-	-	-	-	-	-	-	-
GARDEN 花園	13A Waterproof Single Socket Outlet 13A防水單位電插座	1	1	-	-	-	-	-	-	-	-	-	-	-	-	-	-	-	-	-	-	-	-
	Lighting Point 燈位	3	5	-	-	-	-	-	-	-	-	-	-	-	-	-	-	-	-	-	-	-	-
	Isolator for Outdoor Air Conditioner 室外空調機開關掣	-	3	-	-	-	-	-	-	-	-	-	-	-	-	-	-	-	-	-	-	-	-
	PIR Sensor 紅外線感測器	-	2	-	-	-	-	-	-	-	-	-	-	-	-	-	-	-	-	-	-	-	-
A/C PLATFORM 空調機平台	Isolator for Outdoor Air Conditioner 室外空調機開關掣	-	-	2	3	2	3	1	2	-	2	3	1	2	2	2	3	1	2	2	1	-	2
A/C PLINTH 空調機平台	Isolator for Outdoor Air Conditioner 室外空調機開關掣	2	-	-	-	-	-	-	-	-	-	-	-	-	-	-	-	-	-	-	-	-	-
BAL. 露台	Lighting Point 燈位	-	-	-	-	1	1	1	1	1	1	1	1	1	1	1	1	1	1	1	1	-	1
Internal Staircase 內置樓梯	Lighting Switch 燈掣	-	-	-	-	-	-	-	-	-	-	-	-	-	-	-	-	-	-	-	-	2	-
	Lighting Point 燈位	-	-	-	-	-	-	-	-	-	-	-	-	-	-	-	-	-	-	-	-	3	-
External Staircase 外置樓梯	Lighting Point 燈位	-	-	-	-	-	-	-	-	-	-	-	-	-	-	-	-	-	-	-	3	-	-
U.P. 工作平台	Lighting Point 燈位	-	-	-	1	-	1	-	-	-	-	1	-	-	-	-	1	-	-	-	-	-	-
FLAT ROOF 平台	Lighting Point 燈位	-	-	1	1	-	-	-	-	2	-	-	-	-	-	-	-	-	-	-	4	-	-
	Isolator for Outdoor Air Conditioner 室外空調機開關掣	-	-	-	-	-	-	-	-	2	-	-	-	-	-	-	-	-	-	-	-	-	-
ROOF 天台	13A Waterproof Single Socket Outlet 13A防水單位電插座	-	-	-	-	-	-	-	-	-	-	-	-	-	-	-	-	-	-	-	1	1	1
	Fuse Spur Unit 接線座	-	-	-	-	-	-	-	-	-	-	-	-	-	-	-	-	-	-	-	1	-	-
	Lighting Switch 燈掣	-	-	-	-	-	-	-	-	-	-	-	-	-	-	-	-	-	-	-	-	-	1
	Lighting Point 燈位	-	-	-	-	-	-	-	-	-	-	-	-	-	-	-	-	-	-	-	11	13	8
	Isolator for Outdoor Air Conditioner 室外空調機開關掣	-	-	-	-	-	-	-	-	-	-	-	-	-	-	-	-	-	-	-	4	5	-
	Towngas Water Heater 煤氣熱水爐	-	-	-	-	-	-	-	-	-	-	-	-	-	-	-	-	-	-	-	1	-	-

*No designation of 4/F, 13/F and 14/F.
*不設4樓、13樓及14樓。

FITTINGS, FINISHES AND APPLIANCES
裝置、裝修物料及設備

SCHEDULE OF MECHANICAL & ELECTRICAL PROVISIONS OF RESIDENTIAL UNITS
住宅單位機電裝置數量說明表

THE LAGUNA Tower 5
滿庭 第五座

Floor 樓層		G/F 地下	1/F 1樓				2/F 2樓								3/F-19/F* 3樓至19樓*								20/F 20樓						
Unit 單位		A	A	B	C	A	B	C	D	E	F	G	H	J	A	B	C	D	E	F	G	H	J	A	D	G	H	J	
Main Entrance 大門入口	Door Bell Push Button 門鈴按鈕	1	1	1	1	1	1	1	1	1	1	1	1	1	1	1	1	1	1	1	1	1	1	1	1	1	1	1	
	TV/FM Outlet 電視/電台天線插座	2	2	2	2	2	2	2	2	2	2	2	2	2	2	2	2	2	2	2	2	2	2	2	2	2	2	2	
LIV. & DIN. 客廳及飯廳	Telephone Outlet 電話接駁位	2	2	2	2	2	2	2	2	2	2	2	2	2	2	2	2	2	2	2	2	2	2	2	2	2	2	2	
	Internet Connection Point 互聯網接駁位	2	-	-	-	-	-	-	-	-	-	-	-	-	-	-	-	-	-	-	-	-	-	2	2	-	-	-	
	13A Twin Socket Outlet 13A雙位電插座	2	2	2	2	2	2	2	2	2	2	2	2	2	2	2	2	2	2	2	2	2	2	2	2	2	2	2	
	13A Single Socket Outlet 13A單位電插座	1	1	-	-	1	-	-	-	-	1	-	-	1	1	-	-	-	-	1	-	-	1	1	2	-	-	1	
	Lighting Switch & Exhaust Fan Switch 燈掣與抽氣扇開關掣	2	2	-	-	2	-	-	-	-	2	-	-	2	2	-	-	-	-	2	-	-	2	2	2	-	-	2	
	Connection Unit for A/C Unit 空調機開關掣	2	1	1	1	1	1	1	1	1	1	1	1	1	1	1	1	1	1	1	1	1	1	3	3	1	1	2	
	Switch for Electric Water Heater 電熱水爐開關掣	-	-	-	-	-	-	-	-	-	-	-	-	-	-	-	-	-	-	-	-	-	-	-	1	-	-	-	
	Lighting Switch 燈掣	6	3	1	1	3	1	1	2	2	3	2	2	3	3	1	1	2	2	3	2	2	3	6	6	2	2	3	
	Lighting Point 燈位	6	2	1	1	2	1	1	1	1	3	1	1	3	2	1	1	1	1	3	1	1	3	5	6	1	1	3	
	Video Door Phone 視像對講機	1	1	-	-	1	-	-	-	-	1	-	-	1	1	-	-	-	-	1	-	-	1	1	1	-	-	1	
	Glass Break Sensor 玻璃破碎探測器	2	-	-	-	-	-	-	-	-	-	-	-	-	-	-	-	-	-	-	-	-	-	-	-	-	-	-	
	Door / Window Contact 門/窗磁接觸探測器	3	-	-	-	-	-	-	-	-	-	-	-	-	-	-	-	-	-	-	-	-	-	-	-	-	-	-	
	Fire Damper 防火閘	-	-	2	2	-	2	2	-	2	-	-	-	-	-	2	2	-	2	-	-	-	-	-	-	-	-	-	-
	M.BED 主人睡房	TV/FM Outlet 電視/電台天線插座	1	1	-	-	1	-	-	1	1	1	1	1	1	1	-	-	1	1	1	1	1	1	1	1	1	1	1
Telephone Outlet 電話接駁位		1	1	-	-	1	-	-	1	1	1	1	1	1	1	-	-	1	1	1	1	1	1	1	1	1	1	1	
Internet Connection Point 互聯網接駁位		1	-	-	-	-	-	-	-	-	-	-	-	-	-	-	-	-	-	-	-	-	-	1	1	-	-	-	
13A Twin Socket Outlet 13A雙位電插座		1	1	-	-	1	-	-	1	1	1	1	1	1	1	-	-	1	1	1	1	1	1	1	1	1	1	1	
13A Single Socket Outlet 13A單位電插座		2	2	-	-	2	-	-	2	2	2	2	2	2	2	-	-	2	2	2	2	2	2	2	2	2	2	2	
Lighting Switch & Exhaust Fan Switch 燈掣與抽氣扇開關掣		1	-	-	-	-	-	-	1	1	-	1	1	-	-	-	-	1	1	-	1	1	-	1	1	1	1	-	
Connection Unit for A/C Unit 空調機開關掣		1	1	-	-	1	-	-	1	1	1	1	1	1	1	-	-	1	1	1	1	1	1	1	1	1	1	1	
Switch for Electric Water Heater 電熱水爐開關掣		-	-	-	-	-	-	-	1	1	-	1	1	-	-	-	-	1	1	-	1	1	-	-	-	1	1	-	
Lighting Switch 燈掣		1	1	-	-	1	-	-	1	1	1	1	1	1	1	-	-	1	1	1	1	1	1	1	2	1	1	1	
Lighting Point 燈位		1	1	-	-	1	-	-	1	1	1	1	1	1	1	-	-	1	1	1	1	1	1	1	2	1	1	1	
Glass Break Sensor 玻璃破碎探測器		1	-	-	-	-	-	-	-	-	-	-	-	-	-	-	-	-	-	-	-	-	-	-	-	-	-	-	
Door / Window Contact 門/窗磁接觸探測器		2	-	-	-	-	-	-	-	-	-	-	-	-	-	-	-	-	-	-	-	-	-	-	-	-	-	-	
Fire Damper 防火閘		-	-	-	-	-	-	-	-	-	-	2	2	-	-	-	-	-	-	-	-	2	2	-	-	-	2	2	-
BED 1 睡房 1		TV/FM Outlet 電視/電台天線插座	1	1	-	-	1	-	-	-	1	-	-	1	1	-	-	-	-	1	-	-	1	1	1	-	-	1	1
	Telephone Outlet 電話接駁位	1	1	-	-	1	-	-	-	1	-	-	1	1	-	-	-	-	1	-	-	1	1	1	-	-	1	1	
	Internet Connection Point 互聯網接駁位	1	-	-	-	-	-	-	-	-	-	-	-	-	-	-	-	-	-	-	-	-	-	1	1	-	-	-	
	13A Twin Socket Outlet 13A雙位電插座	1	1	-	-	1	-	-	-	1	-	-	1	1	-	-	-	-	1	-	-	1	1	1	-	-	1	1	
	13A Single Socket Outlet 13A單位電插座	1	1	-	-	1	-	-	-	1	-	-	1	1	-	-	-	-	1	-	-	1	1	1	-	-	1	1	
	Connection Unit for A/C Unit 空調機開關掣	1	1	-	-	1	-	-	-	1	-	-	1	1	-	-	-	-	1	-	-	1	1	1	-	-	1	1	
	Lighting Switch & Exhaust Fan Switch 燈掣與抽氣扇開關掣	-	-	-	-	-	-	-	-	-	-	-	-	-	-	-	-	-	-	-	-	-	-	1	-	-	-	-	
	Switch for Electric Water Heater 電熱水爐開關掣	-	-	-	-	-	-	-	-	-	-	-	-	-	-	-	-	-	-	-	-	-	-	1	-	-	-	-	
	Lighting Switch 燈掣	1	1	-	-	1	-	-	-	1	-	-	1	1	-	-	-	-	1	-	-	1	1	1	1	-	-	1	
	Lighting Point 燈位	1	1	-	-	1	-	-	-	1	-	-	1	1	-	-	-	-	1	-	-	1	1	1	1	-	-	1	
	Glass Break Sensor 玻璃破碎探測器	1	-	-	-	-	-	-	-	-	-	-	-	-	-	-	-	-	-	-	-	-	-	-	-	-	-	-	
	Door / Window Contact 門/窗磁接觸探測器	1	-	-	-	-	-	-	-	-	-	-	-	-	-	-	-	-	-	-	-	-	-	-	-	-	-	-	
	BED 2 睡房 2	TV/FM Outlet 電視/電台天線插座	1	-	-	-	-	-	-	-	-	-	-	-	-	-	-	-	-	-	-	-	-	-	1	1	-	-	-
		Telephone Outlet 電話接駁位	1	-	-	-	-	-	-	-	-	-	-	-	-	-	-	-	-	-	-	-	-	-	1	1	-	-	-
Internet Connection Point 互聯網接駁位		-	-	-	-	-	-	-	-	-	-	-	-	-	-	-	-	-	-	-	-	-	-	-	-	-	-	-	
13A Twin Socket Outlet 13A雙位電插座		1	-	-	-	-	-	-	-	-	-	-	-	-	-	-	-	-	-	-	-	-	-	1	1	-	-	-	
13A Single Socket Outlet 13A單位電插座		1	-	-	-	-	-	-	-	-	-	-	-	-	-	-	-	-	-	-	-	-	-	1	1	-	-	-	
Connection Unit for A/C Unit 空調機開關掣		1	-	-	-	-	-	-	-	-	-	-	-	-	-	-	-	-	-	-	-	-	-	1	1	-	-	-	
Lighting Switch 燈掣		1	-	-	-	-	-	-	-	-	-	-	-	-	-	-	-	-	-	-	-	-	-	1	1	-	-	-	
Lighting Point 燈位		1	-	-	-	-	-	-	-	-	-	-	-	-	-	-	-	-	-	-	-	-	-	1	1	-	-	-	
Glass Break Sensor 玻璃破碎探測器		1	-	-	-	-	-	-	-	-	-	-	-	-	-	-	-	-	-	-	-	-	-	-	-	-	-	-	
Door / Window Contact 門/窗磁接觸探測器		1	-	-	-	-	-	-	-	-	-	-	-	-	-	-	-	-	-	-	-	-	-	-	-	-	-	-	
BED 3 睡房 3	TV/FM Outlet 電視/電台天線插座	-	-	-	-	-	-	-	-	-	-	-	-	-	-	-	-	-	-	-	-	-	-	1	-	-	-	-	
	Telephone Outlet 電話接駁位	-	-	-	-	-	-	-	-	-	-	-	-	-	-	-	-	-	-	-	-	-	-	1	-	-	-	-	
	13A Twin Socket Outlet 13A雙位電插座	-	-	-	-	-	-	-	-	-	-	-	-	-	-	-	-	-	-	-	-	-	-	1	-	-	-	-	
	13A Single Socket Outlet 13A單位電插座	-	-	-	-	-	-	-	-	-	-	-	-	-	-	-	-	-	-	-	-	-	-	1	-	-	-	-	
	Connection Unit for A/C Unit 空調機開關掣	-	-	-	-	-	-	-	-	-	-	-	-	-	-	-	-	-	-	-	-	-	-	1	-	-	-	-	
	Lighting Switch 燈掣	-	-	-	-	-	-	-	-	-	-	-	-	-	-	-	-	-	-	-	-	-	-	1	-	-	-	-	
U.T. 工作間	Lighting Point 燈位	-	-	-	-	-	-	-	-	-	-	-	-	-	-	-	-	-	-	-	-	-	-	1	-	-	-	-	
	13A Single Socket Outlet 13A單位電插座	1	-	-	-	-	-	-	-	-	-	-	-	-	-	-	-	-	-	-	-	-	-	1	1	-	-	-	
	Lighting Switch & Exhaust Fan Switch 燈掣與抽氣扇開關掣	1	-	-	-	-	-	-	-	-	-	-	-	-	-	-	-	-	-	-	-	-	-	1	1	-	-	-	
	Lighting Switch 燈掣	1	-	-	-	-	-	-	-	-	-	-	-	-	-	-	-	-	-	-	-	-	-	1	1	-	-	-	
	Lighting Point 燈位	1	-	-	-	-	-	-	-	-	-	-	-	-	-	-	-	-	-	-	-	-	-	1	1	-	-	-	
	Miniature Circuit Breakers Board 總電掣箱	1	-	-	-	-	-	-	-	-	-	-	-	-	-	-	-	-	-	-	-	-	-	1	1	-	-	-	
Connection Unit for A/C Unit 空調機開關掣	1	-	-	-	-	-																							

*No designation of 4/F, 13/F and 14/F.
*不設4樓、13樓及14樓。

FITTINGS, FINISHES AND APPLIANCES

裝置、裝修物料及設備

SCHEDULE OF MECHANICAL & ELECTRICAL PROVISIONS OF RESIDENTIAL UNITS

住宅單位機電裝置數量說明表

THE LAGUNA Tower 5

滿庭 第五座

Floor 樓層		G/F 地下	1/F 1樓			2/F 2樓								3/F-19/F* 3樓至19樓*								20/F 20樓							
Unit 單位		A	A	B	C	A	B	C	D	E	F	G	H	J	A	B	C	D	E	F	G	H	J	A	D	G	H	J	
KIT/ OPEN KIT. 廚房/ 開放式廚房	13A Twin Socket Outlet 13A雙位電插座	2	2	2	2	2	2	2	2	2	2	2	2	2	2	2	2	2	2	2	2	2	2	2	2	2	2	2	
	13A Single Socket Outlet 13A單位電插座	7	4	4	4	4	4	4	4	4	4	4	4	4	4	4	4	4	4	4	4	4	4	7	7	4	4	4	
	Lighting Switch & Exhaust Fan Switch 燈掣與抽氣扇開關掣	-	-	1	1	-	1	1	-	-	-	-	-	-	-	1	1	-	-	-	-	-	-	-	-	-	-	-	
	Fuse Spur Unit 接線座	2	2	1	1	2	1	1	1	1	2	1	1	2	2	1	1	1	1	2	1	1	2	2	1	1	1	2	
	Switch for Electric Water Heater 電熱水爐開關掣	-	-	1	1	-	1	1	-	-	-	-	-	-	-	1	1	-	-	-	-	-	-	-	-	-	-	-	
	20A Connection Unit 20A保險菲士蘇	2	2	1	1	2	1	1	1	1	2	1	1	2	2	1	1	1	1	2	1	1	2	2	2	1	1	2	
	Water Outlet Connection Point for Washing Machine 洗衣機去水位	1	1	1	1	1	1	1	1	1	1	1	1	1	1	1	1	1	1	1	1	1	1	1	1	1	1	1	
	Water Inlet Connection Point for Washing Machine 洗衣機來水位	1	1	1	1	1	1	1	1	1	1	1	1	1	1	1	1	1	1	1	1	1	1	1	1	1	1	1	
	Lighting Switch 燈掣	1	-	1	1	-	1	1	1	1	-	1	1	1	-	1	1	1	1	-	1	1	1	1	-	1	1	1	
	Lighting Point 燈位	6	3	4	4	3	4	4	4	4	3	4	4	3	3	4	4	4	4	3	4	4	3	6	3	4	4	3	
	Video Door Phone 視像對講機	-	-	1	1	-	1	1	1	1	-	1	1	-	-	1	1	1	1	-	1	1	-	-	-	1	1	-	
	Miniature Circuit Breakers Board 總電掣箱	-	1	1	1	1	1	1	1	1	1	1	1	1	1	1	1	1	1	1	1	1	1	-	-	1	1	1	
	Towngas Water Heater 煤氣熱水爐	1	1	-	-	1	-	-	-	-	1	-	-	1	1	-	-	-	-	1	-	-	1	1	-	-	-	1	
	Towngas Water Heater Remote Control 煤氣熱水爐溫度控制器	1	1	-	-	1	-	-	-	-	1	-	-	1	1	-	-	-	-	1	-	-	1	1	1	-	-	1	
	Door Bell 門鈴	2	1	1	1	1	1	1	1	1	1	1	1	1	1	1	1	1	1	1	1	1	1	1	1	1	1	1	
	Security Alarm Key Pad 保安系統制開關控制器	1	-	-	-	-	-	-	-	-	-	-	-	-	-	-	-	-	-	-	-	-	-	-	-	-	-	-	
	Audio / Visual Secuirty Alarm 保安系統閃燈警鐘	1	-	-	-	-	-	-	-	-	-	-	-	-	-	-	-	-	-	-	-	-	-	-	-	-	-	-	
	Sprinkler Head 消防花灑頭	-	-	1	1	-	1	1	1	1	-	1	1	-	-	1	1	1	1	-	1	1	-	-	-	1	1	-	
	Smoke Detector 煙霧感應器	-	-	1	1	-	1	1	1	1	-	1	1	-	-	1	1	1	1	-	1	1	-	-	-	1	1	-	
M.BATH 主人浴室	13A Single Socket Outlet 13A單位電插座	1	-	-	-	-	-	-	1	1	-	1	1	-	-	-	-	1	1	-	1	1	-	1	1	1	1	-	
	Lighting Point 燈位	4	-	-	-	-	-	-	3	3	-	3	3	-	-	-	-	3	3	-	3	3	-	4	5	3	3	-	
	Towngas Water Heater Remote Control 煤氣熱水爐溫度控制器	1	-	-	-	-	-	-	-	-	-	-	-	-	-	-	-	-	-	-	-	-	-	1	1	-	-		
	Electric Water Heater Remote Control 電熱水爐溫度控制器	-	-	-	-	-	-	-	1	1	-	1	1	-	-	-	-	1	1	-	1	1	-	-	-	1	1	-	
	PIR Sensor 紅外線感測器	1	-	-	-	-	-	-	-	-	-	-	-	-	-	-	-	-	-	-	-	-	-	-	-	-	-		
BATH 1 浴室1	13A Single Socket Outlet 13A單位電插座	1	1	1	1	1	1	-	-	1	-	-	1	1	1	1	-	-	1	-	-	1	1	1	-	-	1		
	Lighting Point 燈位	3	3	3	3	3	3	-	-	3	-	-	3	3	3	3	-	-	3	-	-	3	3	3	-	-	3		
	Towngas Water Heater Remote Control 煤氣熱水爐溫度控制器	1	1	-	-	1	-	-	-	1	-	-	1	1	-	-	-	-	1	-	-	1	-	1	-	-	1		
	Electric Water Heater Remote Control 電熱水爐溫度控制器	-	-	1	1	-	1	1	-	-	-	-	-	-	1	1	-	-	-	-	-	-	1	-	-	-	-		
BATH 2 浴室 2	13A Single Socket Outlet 13A單位電插座	-	-	-	-	-	-	-	-	-	-	-	-	-	-	-	-	-	-	-	-	-	-	1	-	-	-		
	Lighting Point 燈位	-	-	-	-	-	-	-	-	-	-	-	-	-	-	-	-	-	-	-	-	-	-	3	-	-	-		
	Towngas Water Heater Remote Control 煤氣熱水爐溫度控制器	-	-	-	-	-	-	-	-	-	-	-	-	-	-	-	-	-	-	-	-	-	-	1	-	-	-		
LAV. 洗手間	Lighting Point 燈位	1	-	-	-	-	-	-	-	-	-	-	-	-	-	-	-	-	-	-	-	-	-	1	1	-	-		
GARDEN 花園	13A Waterproof Single Socket Outlet 13A防水單位電插座	1	-	-	-	-	-	-	-	-	-	-	-	-	-	-	-	-	-	-	-	-	-	-	-	-	-		
	Lighting Point 燈位	4	-	-	-	-	-	-	-	-	-	-	-	-	-	-	-	-	-	-	-	-	-	-	-	-	-		
	Isolator for Outdoor Air Conditioner 室外空調機開關掣	3	-	-	-	-	-	-	-	-	-	-	-	-	-	-	-	-	-	-	-	-	-	-	-	-	-		
	PIR Sensor 紅外線感測器	1	-	-	-	-	-	-	-	-	-	-	-	-	-	-	-	-	-	-	-	-	-	-	-	-	-		
A/C PLATFORM 空調機平台	Isolator for Outdoor Air Conditioner 室外空調機開關掣	1	2	1	1	2	1	1	1	1	-	1	1	2	2	1	1	1	1	2	1	1	2	1	-	1	-	2	
A/C PLINTH 空調機平台	Isolator for Outdoor Air Conditioner 室外空調機開關掣	-	-	-	-	-	-	-	-	2	-	-	-	-	-	-	-	-	-	-	-	-	-	-	-	-	-		
BAL. 露台	Lighting Point 燈位	-	-	1	1	1	1	1	1	1	1	1	1	1	1	1	1	1	1	1	1	1	1	1	-	1	1	1	
Internal Staircase 內置樓梯	Lighting Switch 燈掣	-	-	-	-	-	-	-	-	-	-	-	-	-	-	-	-	-	-	-	-	-	-	1	1	-	-	-	
	Lighting Point 燈位	-	-	-	-	-	-	-	-	-	-	-	-	-	-	-	-	-	-	-	-	-	-	2	2	-	-	-	
External Staircase 外置樓梯	Lighting Point 燈位	-	-	-	-	-	-	-	-	-	-	-	-	-	-	-	-	-	-	-	-	-	-	1	-	-	-	-	
U.P. 工作平台	Lighting Point 燈位	-	-	-	-	-	-	-	-	-	-	-	-	1	-	-	-	-	-	-	-	-	1	-	-	-	-	1	
FLAT ROOF 平台	Lighting Point 燈位	-	1	-	-	-	-	-	-	-	-	-	-	-	-	-	-	-	-	-	-	-	-	1	3	-	-	-	
ROOF 天台	13A Waterproof Single Socket Outlet 13A防水單位電插座	-	-	-	-	-	-	-	-	-	-	-	-	-	-	-	-	-	-	-	-	-	-	1	1	1	1	1	
	Fuse Spur Unit 接線座	-	-	-	-	-	-	-	-	-	-	-	-	-	-	-	-	-	-	-	-	-	-	-	1	-	-	-	
	Lighting Switch 燈掣	-	-	-	-	-	-	-	-	-	-	-	-	-	-	-	-	-	-	-	-	-	-	-	-	1	1	1	
	Lighting Point 燈位	-	-	-	-	-	-	-	-	-	-	-	-	-	-	-	-	-	-	-	-	-	-	-	12	13	7	5	8
	Isolator for Outdoor Air Conditioner 室外空調機開關掣	-	-	-	-	-	-	-	-	-	-	-	-	-	-	-	-	-	-	-	-	-	-	-	2	3	1	2	-
	Towngas Water Heater 煤氣熱水爐	-	-	-	-	-	-	-	-	-	-	-	-	-	-	-	-	-	-	-	-	-	-	-	-	1	-	-	-

*No designation of 4/F, 13/F and 14/F.

*不設4樓、13樓及14樓。

裝置、裝修物料及設備

住宅單位機電裝置數量說明表

滿庭 第六座

*No designation of 4/F, 13/F and 14/F.
*不設4樓、13樓及14樓。

FITTINGS, FINISHES AND APPLIANCES
裝置、裝修物料及設備

SCHEDULE OF MECHANICAL & ELECTRICAL PROVISIONS OF RESIDENTIAL UNITS
住宅單位機電裝置數量說明表

THE LAGUNA Tower 6
滿庭 第六座

Floor 樓層		G/F 地下		1/F 1樓				2/F 2樓								3/F-19/F* 3樓至19樓*								20/F 20樓							
Unit 單位		A	D	A	B	C	D	A	B	C	D	E	F	G	H	J	A	B	C	D	E	F	G	H	J	A	E	F	G	H	J
KIT/ OPEN KIT. 廚房/ 開放式廚房	13A Twin Socket Outlet 13A雙位電插座	2	2	2	2	2	2	2	2	2	2	2	2	2	2	2	2	2	2	2	2	2	2	2	2	2	2	2	2	2	2
	13A Single Socket Outlet 13A單位電插座	7	4	4	4	4	4	4	4	4	4	4	4	4	4	4	4	4	4	4	4	4	4	4	4	7	4	4	4	4	4
	Lighting Switch & Exhaust Fan Switch 燈掣與抽氣扇開關掣	-	-	-	1	1	-	-	1	1	-	-	-	-	-	-	-	1	1	-	-	-	-	-	-	-	-	-	-	-	-
	Fuse Spur Unit 接線座	2	2	2	1	1	2	2	1	1	2	1	1	1	1	2	2	1	1	2	1	1	1	1	2	2	1	1	1	1	2
	Switch for Electric Water Heater 電熱水爐開關掣	-	-	-	1	1	-	-	1	1	-	-	-	-	-	-	-	1	1	-	-	-	-	-	-	-	-	-	-	-	-
	20A Connection Unit 20A保險菲士蘇	2	2	2	1	1	2	2	1	1	2	1	1	1	1	2	2	1	1	2	1	1	1	1	2	2	1	1	1	1	2
	Water Outlet Connection Point for Washing Machine 洗衣機去水位	1	1	1	1	1	1	1	1	1	1	1	1	1	1	1	1	1	1	1	1	1	1	1	1	1	1	1	1	1	1
	Water Inlet Connection Point for Washing Machine 洗衣機來水位	1	1	1	1	1	1	1	1	1	1	1	1	1	1	1	1	1	1	1	1	1	1	1	1	1	1	1	1	1	1
	Lighting Switch 燈掣	1	-	-	1	1	-	-	1	1	-	1	1	1	1	1	-	1	1	-	1	1	1	1	1	-	1	1	1	1	1
	Lighting Point 燈位	5	3	3	4	4	3	3	4	4	3	4	4	4	4	3	3	4	4	3	4	4	4	4	3	6	4	4	4	4	3
	Video Door Phone 視像對講機	-	-	-	1	1	-	-	1	1	-	1	1	1	1	-	-	1	1	-	1	1	1	1	-	-	1	1	1	1	-
	Miniature Circuit Breakers Board 總電掣箱	-	1	1	1	1	1	1	1	1	1	1	1	1	1	1	1	1	1	1	1	1	1	1	1	-	1	1	1	1	1
	Towngas Water Heater 煤氣熱水爐	1	1	1	-	-	1	1	-	-	1	-	-	-	-	1	1	-	-	1	-	-	-	-	1	1	-	-	-	-	1
	Towngas Water Heater Remote Control 煤氣熱水爐溫度控制器	1	1	1	-	-	1	1	-	-	1	-	-	-	-	1	1	-	-	1	-	-	-	-	1	1	-	-	-	-	1
	Door Bell 門鈴	1	1	1	1	1	1	1	1	1	1	1	1	1	1	1	1	1	1	1	1	1	1	1	1	1	1	1	1	1	1
	Security Alarm Key Pad 保安系統制開關控制器	1	1	-	-	-	-	-	-	-	-	-	-	-	-	-	-	-	-	-	-	-	-	-	-	-	-	-	-	-	-
	PIR Sensor 紅外線感測器	-	1	-	-	-	-	-	-	-	-	-	-	-	-	-	-	-	-	-	-	-	-	-	-	-	-	-	-	-	-
	Audio / Visual Secuirty Alarm 保安系統閃燈警鐘	1	1	-	-	-	-	-	-	-	-	-	-	-	-	-	-	-	-	-	-	-	-	-	-	-	-	-	-	-	-
	Sprinkler Head 消防花灑頭	-	-	-	1	1	-	-	1	1	-	1	1	1	1	-	-	1	1	-	1	1	1	1	-	-	1	1	1	1	-
	Smoke Detector 煙霧感應器	-	-	-	1	1	-	-	1	1	-	1	1	1	1	-	-	1	1	-	1	1	1	1	-	-	1	1	1	1	-
M.BATH 主人浴室	13A Single Socket Outlet 13A單位電插座	1	-	-	-	-	-	-	-	-	-	1	1	1	1	-	-	-	-	1	1	1	1	-	1	1	1	1	1	-	
	Lighting Point 燈位	5	-	-	-	-	-	-	-	-	-	3	3	3	3	-	-	-	-	3	3	3	3	-	6	3	3	3	3	-	
	Towngas Water Heater Remote Control 煤氣熱水爐溫度控制器	1	-	-	-	-	-	-	-	-	-	-	-	-	-	-	-	-	-	-	-	-	-	-	1	-	-	-	-	-	
	Towngas Water Heater 煤氣熱水爐	-	-	-	-	-	-	-	-	-	-	-	-	-	-	-	-	-	-	-	-	-	-	-	1	-	-	-	-	-	
	Electric Water Heater Remote Control 電熱水爐溫度控制器	-	-	-	-	-	-	-	-	-	1	1	1	1	-	-	-	-	1	1	1	1	-	-	1	1	1	1	-	-	
	Fuse Spur Unit 接線座	-	-	-	-	-	-	-	-	-	-	-	-	-	-	-	-	-	-	-	-	-	-	-	1	-	-	-	-	-	
BATH 1 浴室1	13A Single Socket Outlet 13A單位電插座	1	1	1	1	1	1	1	1	1	1	-	-	-	-	1	1	1	1	1	-	-	-	1	1	-	-	-	-	1	
	Lighting Point 燈位	3	3	3	3	3	3	3	3	3	3	-	-	-	-	3	3	3	3	3	-	-	-	3	3	-	-	-	-	3	
	Towngas Water Heater Remote Control 煤氣熱水爐溫度控制器	-	1	1	-	-	1	1	-	-	1	-	-	-	-	1	1	-	1	-	-	-	-	1	-	-	-	-	-	1	
	Electric Water Heater Remote Control 電熱水爐溫度控制器	1	-	-	1	1	-	-	1	1	-	-	-	-	-	-	1	1	-	-	-	-	-	1	-	-	-	-	-	-	
	Glass Break Sensor 玻璃破碎探測器	-	-	-	-	-	-	-	-	-	-	-	-	-	-	-	-	-	-	-	-	-	-	-	-	-	-	-	-	-	
	PIR Sensor 紅外線感測器	-	1	-	-	-	-	-	-	-	-	-	-	-	-	-	-	-	-	-	-	-	-	-	-	-	-	-	-	-	
BATH 2 浴室 2	13A Single Socket Outlet 13A單位電插座	1	-	-	-	-	-	-	-	-	-	-	-	-	-	-	-	-	-	-	-	-	-	-	1	-	-	-	-	-	
	Lighting Point 燈位	3	-	-	-	-	-	-	-	-	-	-	-	-	-	-	-	-	-	-	-	-	-	-	3	-	-	-	-	-	
	Towngas Water Heater Remote Control 煤氣熱水爐溫度控制器	1	-	-	-	-	-	-	-	-	-	-	-	-	-	-	-	-	-	-	-	-	-	-	1	-	-	-	-	-	
LAV. 洗手間	Lighting Point 燈位	1	-	-	-	-	-	-	-	-	-	-	-	-	-	-	-	-	-	-	-	-	-	-	1	-	-	-	-	-	
GARDEN 花園	13A Waterproof Single Socket Outlet 13A防水單位電插座	1	1	-	-	-	-	-	-	-	-	-	-	-	-	-	-	-	-	-	-	-	-	-	-	-	-	-	-	-	
	Lighting Point 燈位	5	3	-	-	-	-	-	-	-	-	-	-	-	-	-	-	-	-	-	-	-	-	-	-	-	-	-	-	-	
	Isolator for Outdoor Air Conditioner 室外空調機開關掣	2	-	-	-	-	-	-	-	-	-	-	-	-	-	-	-	-	-	-	-	-	-	-	-	-	-	-	-	-	
	PIR Sensor 紅外線感測器	2	1	-	-	-	-	-	-	-	-	-	-	-	-	-	-	-	-	-	-	-	-	-	-	-	-	-	-	-	
A/C PLATFORM 空調機平台	Isolator for Outdoor Air Conditioner 室外空調機開關掣	-	-	2	1	1	2	2	1	1	2	1	1	1	1	2	2	1	1	2	1	1	1	1	2	2	2	1	-	-	2
A/C PLINTH 空調機平台	Isolator for Outdoor Air Conditioner 室外空調機開關掣	2	2	-	-	-	-	-	-	-	-	-	-	-	-	-	-	-	-	-	-	-	-	-	-	-	-	-	-	-	
BAL. 露台	Lighting Point 燈位	-	-	-	1	1	1	1	1	1	1	1	1	1	1	1	1	1	1	1	1	1	1	1	1	1	1	1	1	1	
External Staircase 外置樓梯	Lighting Point 燈位	-	-	-	-	-	-	-	-	-	-	-	-	-	-	-	-	-	-	-	-	-	-	-	3	-	-	-	-	-	
U.P. 工作平台	Lighting Point 燈位	-	-	-	-	-	1	-	-	-	1	-	-	-	-	1	-	-	-	1	-	-	-	-	1	-	-	-	-	1	
FLAT ROOF 平台	Lighting Point 燈位	-	-	1	-	-	-	-	-	-	-	-	-	-	-	-	-	-	-	-	-	-	-	-	5	-	-	-	-	-	
ROOF 天台	13A Waterproof Single Socket Outlet 13A防水單位電插座	-	-	-	-	-	-	-	-	-	-	-	-	-	-	-	-	-	-	-	-	-	-	-	1	1	1	1	1	1	
	Lighting Switch 燈掣	-	-	-	-	-	-	-	-	-	-	-	-	-	-	-	-	-	-	-	-	-	-	-	-	1	1	1	1	1	
	Lighting Point 燈位	-	-	-	-	-	-	-	-	-	-	-	-	-	-	-	-	-	-	-	-	-	-	-	15	7	7	6	7	11	
	Isolator for Outdoor Air Conditioner 室外空調機開關掣	-	-	-	-	-	-	-	-	-	-	-	-	-	-	-	-	-	-	-	-	-	-	-	1	-	-	2	2	-	

*No designation of 4/F, 13/F and 14/F.
*不設4樓、13樓及14樓。

FITTINGS, FINISHES AND APPLIANCES
裝置、裝修物料及設備

SCHEDULE OF MECHANICAL & ELECTRICAL PROVISIONS OF RESIDENTIAL UNITS
住宅單位機電裝置數量說明表

THE LAGUNA Tower 7
滿庭 第七座

Floor 樓層		G/F 地下		1/F 1樓		2/F 2樓					3/F-12/F* 3樓至12樓*					15/F 15樓		
Unit 單位		A	B	A	B	A	B	C	D	E	A	B	C	D	E	A	C	D
Main Entrance 大門入口	Door Bell Push Button 門鈴按鈕	1	1	1	1	1	1	1	1	1	1	1	1	1	1	1	1	1
LIV. & DIN. 客廳及飯廳	TV/FM Outlet 電視/電台天線插座	2	2	2	2	2	2	2	2	2	2	2	2	2	2	2	2	2
	Telephone Outlet 電話接駁位	2	2	2	2	2	2	2	2	2	2	2	2	2	2	2	2	2
	Internet Connection Point 互聯網接駁位	-	-	-	-	-	-	-	-	-	-	-	-	-	-	2	-	2
	13A Twin Socket Outlet 13A雙位電插座	2	2	2	2	2	2	2	2	2	2	2	2	2	2	2	2	2
	13A Single Socket Outlet 13A單位電插座	1	1	1	1	1	1	1	-	1	1	1	1	-	1	1	1	1
	Lighting Switch & Exhaust Fan Switch 燈掣與抽氣扇開關掣	2	2	2	2	2	2	2	-	2	2	2	2	-	2	2	2	2
	Connection Unit for A/C Unit 空調機開關掣	2	2	2	2	2	2	1	1	2	2	2	1	1	2	3	1	3
	Lighting Switch 燈掣	3	3	3	3	3	3	3	2	3	3	3	3	2	3	6	3	6
	Lighting Point 燈位	4	4	4	4	4	4	3	1	4	4	4	3	1	4	7	3	6
	Video Door Phone 視像對講機	1	1	1	1	1	1	1	-	1	1	1	1	-	1	1	1	1
	Glass Break Sensor 玻璃破碎探測器	1	1	-	-	-	-	-	-	-	-	-	-	-	-	-	-	-
	Door / Window Contact 門/窗磁接觸探測器	1	1	-	-	-	-	-	-	-	-	-	-	-	-	-	-	-
M.BED 主人睡房	TV/FM Outlet 電視/電台天線插座	1	1	1	1	1	1	1	1	1	1	1	1	1	1	1	1	1
	Telephone Outlet 電話接駁位	1	1	1	1	1	1	1	1	1	1	1	1	1	1	1	1	1
	Internet Connection Point 互聯網接駁位	-	-	-	-	-	-	-	-	-	-	-	-	-	-	1	-	1
	13A Twin Socket Outlet 13A雙位電插座	1	1	1	1	1	1	1	1	1	1	1	1	1	1	1	1	1
	13A Single Socket Outlet 13A單位電插座	2	2	2	2	2	2	2	2	2	2	2	2	2	2	3	2	2
	Lighting Switch & Exhaust Fan Switch 燈掣與抽氣扇開關掣	1	1	1	1	1	1	-	1	1	1	1	-	1	1	1	-	1
	Connection Unit for A/C Unit 空調機開關掣	1	1	1	1	1	1	1	1	1	1	1	1	1	1	1	1	1
	Switch for Electric Water Heater 電熱水爐開關掣	-	-	-	-	-	-	-	1	-	-	-	-	1	-	1	-	-
	Lighting Switch 燈掣	1	1	1	1	1	1	2	1	1	1	1	2	1	1	1	2	1
	Lighting Point 燈位	2	1	1	1	1	1	1	1	1	1	1	1	1	1	1	1	1
	Glass Break Sensor 玻璃破碎探測器	1	1	-	-	-	-	-	-	-	-	-	-	-	-	-	-	-
	Door / Window Contact 門/窗磁接觸探測器	2	2	-	-	-	-	-	-	-	-	-	-	-	-	-	-	-
	Fire Damper 防火閘	-	-	-	-	-	-	-	2	-	-	-	-	2	-	-	-	-
BED 1 睡房 1	TV/FM Outlet 電視/電台天線插座	1	1	1	1	1	1	1	-	1	1	1	1	-	1	1	1	1
	Telephone Outlet 電話接駁位	1	1	1	1	1	1	1	-	1	1	1	1	-	1	1	1	1
	Internet Connection Point 互聯網接駁位	-	-	-	-	-	-	-	-	-	-	-	-	-	-	1	-	1
	13A Twin Socket Outlet 13A雙位電插座	1	1	1	1	1	1	1	-	1	1	1	1	-	1	1	1	1
	13A Single Socket Outlet 13A單位電插座	1	1	1	1	1	1	1	-	1	1	1	1	-	1	1	1	1
	Connection Unit for A/C Unit 空調機開關掣	1	1	1	1	1	1	1	-	1	1	1	1	-	1	1	1	1
	Lighting Switch & Exhaust Fan Switch 燈掣與抽氣扇開關掣	-	-	-	-	-	-	-	-	-	-	-	-	-	-	1	-	1
	Switch for Electric Water Heater 電熱水爐開關掣	-	-	-	-	-	-	-	-	-	-	-	-	-	-	-	-	1
	Lighting Switch 燈掣	1	1	1	1	1	1	1	-	1	1	1	1	-	1	1	1	1
	Lighting Point 燈位	1	1	1	1	1	1	1	-	1	1	1	1	-	1	1	1	1
	Glass Break Sensor 玻璃破碎探測器	1	1	-	-	-	-	-	-	-	-	-	-	-	-	-	-	-
	Door / Window Contact 門/窗磁接觸探測器	1	1	-	-	-	-	-	-	-	-	-	-	-	-	-	-	-
BED 2 睡房 2	TV/FM Outlet 電視/電台天線插座	1	1	1	1	1	1	-	-	1	1	1	-	-	1	1	-	1
	Telephone Outlet 電話接駁位	1	1	1	1	1	1	-	-	1	1	1	-	-	1	1	-	1
	13A Twin Socket Outlet 13A雙位電插座	1	1	1	1	1	1	-	-	1	1	1	-	-	1	1	-	1
	13A Single Socket Outlet 13A單位電插座	1	1	1	1	1	1	-	-	1	1	1	-	-	1	1	-	1
	Connection Unit for A/C Unit 空調機開關掣	1	1	1	1	1	1	-	-	1	1	1	-	-	1	1	-	1
	Lighting Switch & Exhaust Fan Switch 燈掣與抽氣扇開關掣	-	-	-	-	-	-	-	-	-	-	-	-	-	-	1	-	1
	Lighting Switch 燈掣	1	1	1	1	1	1	-	-	1	1	1	-	-	1	1	-	1
	Lighting Point 燈位	1	1	1	1	1	1	-	-	1	1	1	-	-	1	1	-	1
	Glass Break Sensor 玻璃破碎探測器	1	-	-	-	-	-	-	-	-	-	-	-	-	-	-	-	-
	Door / Window Contact 門/窗磁接觸探測器	1	-	-	-	-	-	-	-	-	-	-	-	-	-	-	-	-
BED 3 睡房 3	TV/FM Outlet 電視/電台天線插座	-	-	-	-	-	-	-	-	-	-	-	-	-	-	1	-	1
	Telephone Outlet 電話接駁位	-	-	-	-	-	-	-	-	-	-	-	-	-	-	1	-	1
	13A Twin Socket Outlet 13A雙位電插座	-	-	-	-	-	-	-	-	-	-	-	-	-	-	1	-	1
	13A Single Socket Outlet 13A單位電插座	-	-	-	-	-	-	-	-	-	-	-	-	-	-	1	-	1
	Connection Unit for A/C Unit 空調機開關掣	-	-	-	-	-	-	-	-	-	-	-	-	-	-	1	-	1
	Lighting Switch 燈掣	-	-	-	-	-	-	-	-	-	-	-	-	-	-	1	-	1
	Lighting Point 燈位	-	-	-	-	-	-	-	-	-	-	-	-	-	-	1	-	1
U.T. 工作間	13A Single Socket Outlet 13A單位電插座	1	1	1	1	1	1	-	-	-	1	1	-	-	-	1	-	1
	Lighting Switch & Exhaust Fan Switch 燈掣與抽氣扇開關掣	1	1	1	1	1	1	-	-	-	1	1	-	-	-	1	-	1
	Lighting Switch 燈掣	1	1	1	1	1	1	-	-	-	1	1	-	-	-	1	-	1
	Lighting Point 燈位	1	1	1	1	1	1	-	-	-	1	1	-	-	-	1	-	1
	Miniature Circuit Breakers Board 總電掣箱	1	1	1	1	1	1	-	-	-	1	1	-	-	-	1	-	1
	Connection Unit for A/C Unit 空調機開關掣	-	1	-	1	-	1	-	-	-	-	1	-	-	-	1	-	1

*No designation of 4/F, 13/F and 14/F.
*不設4樓、13樓及14樓。

FITTINGS, FINISHES AND APPLIANCES
裝置、裝修物料及設備

SCHEDULE OF MECHANICAL & ELECTRICAL PROVISIONS OF RESIDENTIAL UNITS
住宅單位機電裝置數量說明表

THE LAGUNA Tower 7
滿庭 第七座

Floor 樓層		G/F 地下		1/F 1樓		2/F 2樓					3/F-12/F* 3樓至12樓*					15/F 15樓		
Unit 單位		A	B	A	B	A	B	C	D	E	A	B	C	D	E	A	C	D
KIT/ OPEN KIT. 廚房/ 開放式廚房	13A Twin Socket Outlet 13A雙位電插座	2	2	2	2	2	2	2	2	2	2	2	2	2	2	2	2	2
	13A Single Socket Outlet 13A單位電插座	5	5	5	5	5	5	4	4	5	5	5	4	4	5	7	4	7
	Fuse Spur Unit 接線座	2	2	2	2	2	2	2	1	2	2	2	2	1	2	1	2	2
	20A Connection Unit 20A保險菲士蘇	2	2	2	2	2	2	2	1	2	2	2	2	1	2	2	2	2
	Water Outlet Connection Point for Washing Machine 洗衣機去水位	1	1	1	1	1	1	1	1	1	1	1	1	1	1	1	1	1
	Water Inlet Connection Point for Washing Machine 洗衣機來水位	1	1	1	1	1	1	1	1	1	1	1	1	1	1	1	1	1
	Lighting Switch 燈掣	-	-	-	1	-	1	-	1	1	-	1	-	1	1	-	-	-
	Lighting Point 燈位	4	4	4	4	4	4	3	4	3	4	4	3	4	3	4	3	5
	Video Door Phone 視像對講機	-	-	-	-	-	-	-	1	-	-	-	-	1	-	-	-	-
	Miniature Circuit Breakers Board 總電掣箱	-	-	-	-	-	-	1	1	1	-	-	1	1	1	-	1	-
	Towngas Water Heater 煤氣熱水爐	1	1	1	1	1	1	1	-	1	1	1	1	-	1	-	1	1
	Towngas Water Heater Remote Control 煤氣熱水爐溫度控制器	1	1	1	1	1	1	1	-	1	1	1	1	-	1	1	1	1
	Door Bell 門鈴	1	1	1	1	1	1	1	1	1	1	1	1	1	1	1	1	1
	Security Alarm Key Pad 保安系統制開關控制器	1	1	-	-	-	-	-	-	-	-	-	-	-	-	-	-	-
	Audio / Visual Secuirty Alarm 保安系統閃燈警鐘	1	1	-	-	-	-	-	-	-	-	-	-	-	-	-	-	-
	Sprinkler Head 消防花灑頭	-	-	-	-	-	-	-	1	-	-	-	-	1	-	-	-	-
	Smoke Detector 煙霧感應器	-	-	-	-	-	-	-	1	-	-	-	-	1	-	-	-	-
M.BATH 主人浴室	13A Single Socket Outlet 13A單位電插座	1	1	1	1	1	1	-	1	1	1	1	-	1	1	1	-	1
	Lighting Point 燈位	3	3	3	3	3	3	-	3	3	3	3	-	3	3	6	-	4
	Towngas Water Heater Remote Control 煤氣熱水爐溫度控制器	1	1	1	1	1	1	-	1	1	1	1	-	1	1	-	-	1
	Electric Water Heater Remote Control 電熱水爐溫度控制器	-	-	-	-	-	-	-	1	-	-	-	-	-	-	1	-	-
	PIR Sensor 紅外線感測器	-	1	-	-	-	-	-	-	-	-	-	-	-	-	-	-	-
BATH 1 浴室1	13A Single Socket Outlet 13A單位電插座	1	1	1	1	1	1	1	-	1	1	1	1	-	1	1	1	1
	Lighting Point 燈位	3	3	3	3	3	3	3	-	3	3	3	3	-	3	3	3	3
	Towngas Water Heater Remote Control 煤氣熱水爐溫度控制器	1	1	1	1	1	1	1	-	1	1	1	1	-	1	1	1	-
	Electric Water Heater Remote Control 電熱水爐溫度控制器	-	-	-	-	-	-	-	-	-	-	-	-	-	-	-	-	1
BATH 2 浴室 2	13A Single Socket Outlet 13A單位電插座	-	-	-	-	-	-	-	-	-	-	-	-	-	-	1	-	1
	Lighting Point 燈位	-	-	-	-	-	-	-	-	-	-	-	-	-	-	3	-	3
	Towngas Water Heater Remote Control 煤氣熱水爐溫度控制器	-	-	-	-	-	-	-	-	-	-	-	-	-	-	1	-	1
LAV. 洗手間	Lighting Point 燈位	1	1	1	1	1	1	-	-	-	1	1	-	-	-	1	-	1
GARDEN 花園	13A Waterproof Single Socket Outlet 13A防水單位電插座	1	1	-	-	-	-	-	-	-	-	-	-	-	-	-	-	-
	Lighting Point 燈位	4	4	-	-	-	-	-	-	-	-	-	-	-	-	-	-	-
	Isolator for Outdoor Air Conditioner 室外空調機開關掣	3	3	-	-	-	-	-	-	-	-	-	-	-	-	-	-	-
	PIR Sensor 紅外線感測器	2	2	-	-	-	-	-	-	-	-	-	-	-	-	-	-	-
A/C PLATFORM 空調機平台	Isolator for Outdoor Air Conditioner 室外空調機開關掣	-	-	3	3	3	3	-	1	3	3	3	2	1	3	3	2	3
A/C PLINTH 空調機平台	Isolator for Outdoor Air Conditioner 室外空調機開關掣	-	-	-	-	-	-	2	-	-	-	-	-	-	-	-	-	-
BAL. 露台	Lighting Point 燈位	-	-	-	1	1	1	1	1	1	1	1	1	1	1	-	1	1
Internal Staircase 內置樓梯	Lighting Switch 燈掣	-	-	-	-	-	-	-	-	-	-	-	-	-	-	-	-	1
	Lighting Point 燈位	-	-	-	-	-	-	-	-	-	-	-	-	-	-	-	-	2
External Staircase 外置樓梯	Lighting Point 燈位	-	-	-	-	-	-	-	-	-	-	-	-	-	-	4	-	-
U.P. 工作平台	Lighting Point 燈位	-	-	1	1	1	1	1	-	1	1	1	1	-	1	-	1	-
FLAT ROOF 平台	Lighting Point 燈位	-	-	1	-	-	-	-	-	-	-	-	-	-	-	9	-	-
	Isolator for Outdoor Air Conditioner 室外空調機開關掣	-	-	-	-	-	-	-	-	-	-	-	-	-	-	-	-	-
ROOF 天台	13A Waterproof Single Socket Outlet 13A防水單位電插座	-	-	-	-	-	-	-	-	-	-	-	-	-	-	1	1	1
	Fuse Spur Unit 接線座	-	-	-	-	-	-	-	-	-	-	-	-	-	-	1	-	-
	Lighting Switch 燈掣	-	-	-	-	-	-	-	-	-	-	-	-	-	-	-	1	-
	Lighting Point 燈位	-	-	-	-	-	-	-	-	-	-	-	-	-	-	15	11	14
	Isolator for Outdoor Air Conditioner 室外空調機開關掣	-	-	-	-	-	-	-	-	-	-	-	-	-	-	3	-	2
	Towngas Water Heater 煤氣熱水爐	-	-	-	-	-	-	-	-	-	-	-	-	-	-	1	-	-

*No designation of 4/F, 13/F and 14/F.
*不設4樓、13樓及14樓。

FITTINGS, FINISHES AND APPLIANCES
裝置、裝修物料及設備

SCHEDULE OF MECHANICAL & ELECTRICAL PROVISIONS OF RESIDENTIAL UNITS
住宅單位機電裝置數量說明表

THE LAGUNA Tower 8
滿庭 第八座

Floor 樓層		G/F 地下		1/F 1樓			2/F 2樓							3/F-12/F* 3樓至12樓*							15/F 15樓		
Unit 單位		A	B	A	B	C	A	B	C	D	E	F	G	A	B	C	D	E	F	G	A	D	E
Main Entrance 大門入口	Door Bell Push Button 門鈴按鈕	1	1	1	1	1	1	1	1	1	1	1	1	1	1	1	1	1	1	1	1	1	1
	TV/FM Outlet 電視/電台天線插座	2	2	2	2	2	2	2	2	2	2	2	2	2	2	2	2	2	2	2	2	2	2
LIV. & DIN. 客廳及飯廳	Telephone Outlet 電話接駁位	2	2	2	2	2	2	2	2	2	2	2	2	2	2	2	2	2	2	2	2	2	2
	Internet Connection Point 互聯網接駁位	-	-	-	-	-	-	-	-	-	-	-	-	-	-	-	-	-	-	-	2	-	2
	13A Twin Socket Outlet 13A雙位電插座	2	2	2	2	2	2	2	2	2	2	2	2	2	2	2	2	2	2	2	2	2	2
	13A Single Socket Outlet 13A單位電插座	1	1	1	-	1	1	-	1	1	-	-	1	1	-	1	1	-	-	1	2	1	1
	Lighting Switch & Exhaust Fan Switch 燈掣與抽氣扇開關掣	2	2	2	-	2	2	-	2	2	-	-	2	2	-	2	2	-	-	2	2	2	2
	Connection Unit for A/C Unit 空調機開關掣	2	2	1	1	1	1	1	1	1	1	1	1	1	1	1	1	1	1	1	3	1	3
	Lighting Switch 燈掣	3	3	3	2	3	3	2	3	3	2	2	3	3	2	3	3	2	2	3	6	3	6
	Lighting Point 燈位	3	2	3	1	2	3	1	2	3	1	1	2	3	1	2	3	1	1	2	7	3	5
	Video Door Phone 視像對講機	1	1	1	-	1	1	-	1	1	-	-	1	1	-	1	1	-	-	1	1	1	1
	Glass Break Sensor 玻璃破碎探測器	1	1	-	-	-	-	-	-	-	-	-	-	-	-	-	-	-	-	-	-	-	-
	Door / Window Contact 門/窗磁接觸探測器	2	2	-	-	-	-	-	-	-	-	-	-	-	-	-	-	-	-	-	-	-	-
	M.BED 主人睡房	TV/FM Outlet 電視/電台天線插座	1	1	1	1	1	1	1	1	1	1	1	1	1	1	1	1	1	1	1	1	1
Telephone Outlet 電話接駁位		1	1	1	1	1	1	1	1	1	1	1	1	1	1	1	1	1	1	1	1	1	1
Internet Connection Point 互聯網接駁位		-	-	-	-	-	-	-	-	-	-	-	-	-	-	-	-	-	-	-	1	-	1
13A Twin Socket Outlet 13A雙位電插座		1	1	1	1	1	1	1	1	1	1	1	1	1	1	1	1	1	1	1	1	1	1
13A Single Socket Outlet 13A單位電插座		2	2	2	2	2	2	2	2	2	2	2	2	2	2	2	2	2	2	2	3	2	2
Lighting Switch & Exhaust Fan Switch 燈掣與抽氣扇開關掣		1	1	-	1	-	-	1	-	-	1	1	1	1	1	-	-	1	1	-	1	-	1
Connection Unit for A/C Unit 空調機開關掣		1	1	1	1	1	1	1	1	1	1	1	1	1	1	1	1	1	1	1	1	1	1
Switch for Electric Water Heater 電熱水爐開關掣		-	-	-	1	-	-	1	-	-	1	1	-	-	1	-	-	1	1	-	-	-	-
Lighting Switch 燈掣		1	1	1	1	1	1	1	1	1	1	1	1	1	1	1	1	1	1	1	1	1	1
Lighting Point 燈位		2	2	1	1	1	1	1	1	1	1	1	1	1	1	1	1	1	1	1	2	1	1
Glass Break Sensor 玻璃破碎探測器		1	1	-	-	-	-	-	-	-	-	-	-	-	-	-	-	-	-	-	-	-	-
Door / Window Contact 門/窗磁接觸探測器		1	1	-	-	-	-	-	-	-	-	-	-	-	-	-	-	-	-	-	-	-	-
Fire Damper 防火閘		-	-	-	2	-	-	2	-	-	2	2	-	-	2	-	-	2	2	-	-	-	-
BED 1 睡房 1	TV/FM Outlet 電視/電台天線插座	1	1	1	-	1	1	-	1	1	-	-	1	1	-	1	1	-	-	1	1	1	1
	Telephone Outlet 電話接駁位	1	1	1	-	1	1	-	1	1	-	-	1	1	-	1	1	-	-	1	1	1	1
	Internet Connection Point 互聯網接駁位	-	-	-	-	-	-	-	-	-	-	-	-	-	-	-	-	-	-	-	1	-	1
	13A Twin Socket Outlet 13A雙位電插座	1	1	1	-	1	1	-	1	1	-	-	1	1	-	1	1	-	-	1	1	1	1
	13A Single Socket Outlet 13A單位電插座	1	1	1	-	1	1	-	1	1	-	-	1	1	-	1	1	-	-	1	1	1	1
	Connection Unit for A/C Unit 空調機開關掣	1	1	1	-	1	1	-	1	1	-	-	1	1	-	1	1	-	-	1	1	1	1
	Lighting Switch & Exhaust Fan Switch 燈掣與抽氣扇開關掣	-	-	-	-	-	-	-	-	-	-	-	-	-	-	-	-	-	-	-	-	1	
	Switch for Electric Water Heater 電熱水爐開關掣	-	-	-	-	-	-	-	-	-	-	-	-	-	-	-	-	-	-	-	-	1	
	Lighting Switch 燈掣	1	1	1	-	1	1	-	1	1	-	-	1	1	-	1	1	-	-	1	1	1	1
	Lighting Point 燈位	2	2	1	-	1	1	-	1	1	-	-	1	1	-	1	1	-	-	1	1	1	1
	Glass Break Sensor 玻璃破碎探測器	1	1	-	-	-	-	-	-	-	-	-	-	-	-	-	-	-	-	-	-	-	-
	Door / Window Contact 門/窗磁接觸探測器	1	1	-	-	-	-	-	-	-	-	-	-	-	-	-	-	-	-	-	-	-	-
	BED 2 睡房 2	TV/FM Outlet 電視/電台天線插座	1	1	-	-	-	-	-	-	-	-	-	-	-	-	-	-	-	-	-	1	-
Telephone Outlet 電話接駁位		1	1	-	-	-	-	-	-	-	-	-	-	-	-	-	-	-	-	-	1	-	1
13A Twin Socket Outlet 13A雙位電插座		1	1	-	-	-	-	-	-	-	-	-	-	-	-	-	-	-	-	-	1	-	1
13A Single Socket Outlet 13A單位電插座		1	1	-	-	-	-	-	-	-	-	-	-	-	-	-	-	-	-	-	1	-	1
Connection Unit for A/C Unit 空調機開關掣		1	1	-	-	-	-	-	-	-	-	-	-	-	-	-	-	-	-	-	1	-	1
Lighting Switch 燈掣		1	1	-	-	-	-	-	-	-	-	-	-	-	-	-	-	-	-	-	1	-	1
Lighting Point 燈位		1	1	-	-	-	-	-	-	-	-	-	-	-	-	-	-	-	-	-	1	-	1
Glass Break Sensor 玻璃破碎探測器		1	1	-	-	-	-	-	-	-	-	-	-	-	-	-	-	-	-	-	-	-	-
Door / Window Contact 門/窗磁接觸探測器		1	1	-	-	-	-	-	-	-	-	-	-	-	-	-	-	-	-	-	-	-	-
BED 3 睡房 3		TV/FM Outlet 電視/電台天線插座	-	-	-	-	-	-	-	-	-	-	-	-	-	-	-	-	-	-	-	-	-
	Telephone Outlet 電話接駁位	-	-	-	-	-	-	-	-	-	-	-	-	-	-	-	-	-	-	-	-	-	1
	13A Twin Socket Outlet 13A雙位電插座	-	-	-	-	-	-	-	-	-	-	-	-	-	-	-	-	-	-	-	-	-	1
	13A Single Socket Outlet 13A單位電插座	-	-	-	-	-	-	-	-	-	-	-	-	-	-	-	-	-	-	-	-	-	1
	Connection Unit for A/C Unit 空調機開關掣	-	-	-	-	-	-	-	-	-	-	-	-	-	-	-	-	-	-	-	-	-	1
	Lighting Switch 燈掣	-	-	-	-	-	-	-	-	-	-	-	-	-	-	-	-	-	-	-	-	-	1
	Lighting Point 燈位	-	-	-	-	-	-	-	-	-	-	-	-	-	-	-	-	-	-	-	-	-	1
U.T. 工作間	13A Single Socket Outlet 13A單位電插座	-	-	-	-	-	-	-	-	-	-	-	-	-	-	-	-	-	-	-	1	-	1
	Lighting Switch & Exhaust Fan Switch 燈掣與抽氣扇開關掣	-	-	-	-	-	-	-	-	-	-	-	-	-	-	-	-	-	-	-	1	-	1
	Lighting Switch 燈掣	-	-	-	-	-	-	-	-	-	-	-	-	-	-	-	-	-	-	-	1	-	1
	Lighting Point 燈位	-	-	-	-	-	-	-	-	-	-	-	-	-	-	-	-	-	-	-	1	-	1
	Miniature Circuit Breakers Board 總電掣箱	-	-	-	-	-	-	-	-	-	-	-	-	-	-	-	-	-	-	-	1	-	1
	Connection Unit for A/C Unit 空調機開關掣	-	-	-	-	-	-	-	-	-	-	-	-	-	-	-	-	-	-	-	1	-	1

*No designation of 4/F, 13/F and 14/F.
*不設4樓、13樓及14樓。

FITTINGS, FINISHES AND APPLIANCES
裝置、裝修物料及設備

SCHEDULE OF MECHANICAL & ELECTRICAL PROVISIONS OF RESIDENTIAL UNITS
住宅單位機電裝置數量說明表

THE LAGUNA Tower 8
滿庭 第八座

Floor 樓層		G/F 地下		1/F 1樓			2/F 2樓							3/F-12/F* 3樓至12樓*							15/F 15樓		
Unit 單位		A	B	A	B	C	A	B	C	D	E	F	G	A	B	C	D	E	F	G	A	D	E
ST. 儲物房	13A Single Socket Outlet 13A單位電插座	-	-	-	-	-	-	-	-	-	-	-	-	-	-	-	-	-	-	-	-	-	-
	Lighting Switch & Exhaust Fan Switch 燈掣與抽氣扇開關掣	-	-	-	-	-	-	-	-	-	-	-	-	-	-	-	-	-	-	-	-	-	-
	Lighting Switch 燈掣	-	-	-	-	-	-	-	-	-	-	-	-	-	-	-	-	-	-	-	1	-	-
	Lighting Point 燈位	-	-	-	-	-	-	-	-	-	-	-	-	-	-	-	-	-	-	-	1	-	-
	Connection Unit for A/C Unit 空調機開關掣	-	-	-	-	-	-	-	-	-	-	-	-	-	-	-	-	-	-	-	-	-	-
	Miniature Circuit Breakers Board 總電掣箱	-	-	-	-	-	-	-	-	-	-	-	-	-	-	-	-	-	-	-	-	-	-
KIT/ OPEN KIT. 廚房/ 開放式廚房	13A Twin Socket Outlet 13A雙位電插座	2	2	2	2	2	2	2	2	2	2	2	2	2	2	2	2	2	2	2	2	2	2
	13A Single Socket Outlet 13A單位電插座	5	5	4	4	4	4	4	4	4	4	4	4	4	4	4	4	4	4	4	7	4	7
	Fuse Spur Unit 接線座	2	2	2	1	2	2	1	2	2	1	1	2	2	1	2	2	1	1	2	2	2	1
	20A Connection Unit 20A保險菲士蘇	2	2	2	1	2	2	1	2	2	1	1	2	2	1	2	2	1	1	2	2	2	2
	Water Outlet Connection Point for Washing Machine 洗衣機去水位	1	1	1	1	1	1	1	1	1	1	1	1	1	1	1	1	1	1	1	1	1	1
	Water Inlet Connection Point for Washing Machine 洗衣機來水位	1	1	1	1	1	1	1	1	1	1	1	1	1	1	1	1	1	1	1	1	1	1
	Lighting Switch 燈掣	1	-	1	1	1	1	1	1	1	1	1	1	1	1	1	1	1	1	1	1	1	1
	Lighting Point 燈位	4	4	3	4	3	3	4	3	3	4	4	3	3	4	3	3	4	4	3	7	3	6
	Video Door Phone 視像對講機	-	-	-	1	-	-	1	-	-	1	1	-	-	1	-	-	1	1	-	-	-	-
	Miniature Circuit Breakers Board 總電掣箱	1	1	1	1	1	1	1	1	1	1	1	1	1	1	1	1	1	1	1	-	1	-
	Towngas Water Heater 煤氣熱水爐	1	1	1	-	1	1	-	1	1	-	-	1	1	-	1	1	-	-	1	1	1	-
	Towngas Water Heater Remote Control 煤氣熱水爐溫度控制器	1	1	1	-	1	1	-	1	1	-	-	1	1	-	1	1	-	-	1	1	1	1
	Door Bell 門鈴	1	1	1	1	1	1	1	1	1	1	1	1	1	1	1	1	1	1	1	1	1	1
	Security Alarm Key Pad 保安系統制開關控制器	1	1	-	-	-	-	-	-	-	-	-	-	-	-	-	-	-	-	-	-	-	-
	Audio / Visual Secuirty Alarm 保安系統閃燈警鐘	1	1	-	-	-	-	-	-	-	-	-	-	-	-	-	-	-	-	-	-	-	-
	Sprinkler Head 消防花灑頭	-	-	-	1	-	-	1	-	-	1	1	-	-	1	-	-	1	1	-	-	-	-
	Smoke Detector 煙霧感應器	-	-	-	1	-	-	1	-	-	1	1	-	-	1	-	-	1	1	-	-	-	-
M.BATH 主人浴室	13A Single Socket Outlet 13A單位電插座	1	1	-	1	-	-	1	-	-	1	1	-	-	1	-	-	1	1	-	1	-	1
	Lighting Point 燈位	3	3	-	3	-	-	3	-	-	3	3	-	-	3	-	-	3	3	-	4	-	5
	Towngas Water Heater Remote Control 煤氣熱水爐溫度控制器	1	1	-	-	-	-	-	-	-	-	-	-	-	-	-	-	-	-	-	1	-	1
	Electric Water Heater Remote Control 電熱水爐溫度控制器	-	-	-	1	-	-	1	-	-	1	1	-	-	1	-	-	1	1	-	-	-	-
BATH 1 浴室1	13A Single Socket Outlet 13A單位電插座	1	1	1	-	1	1	-	1	1	-	-	1	1	-	1	1	-	-	1	1	1	1
	Lighting Point 燈位	3	3	3	-	3	3	-	3	3	-	-	3	3	-	3	3	-	-	3	3	3	3
	Towngas Water Heater Remote Control 煤氣熱水爐溫度控制器	1	1	1	-	1	1	-	1	1	-	-	1	1	-	1	1	-	-	1	1	1	-
	Electric Water Heater Remote Control 電熱水爐溫度控制器	-	-	-	-	-	-	-	-	-	-	-	-	-	-	-	-	-	-	-	-	1	
BATH 2 浴室 2	13A Single Socket Outlet 13A單位電插座	-	-	-	-	-	-	-	-	-	-	-	-	-	-	-	-	-	-	-	-	1	
	Lighting Point 燈位	-	-	-	-	-	-	-	-	-	-	-	-	-	-	-	-	-	-	-	-	3	
	Towngas Water Heater Remote Control 煤氣熱水爐溫度控制器	-	-	-	-	-	-	-	-	-	-	-	-	-	-	-	-	-	-	-	-	1	
LAV. 洗手間	Lighting Point 燈位	-	-	-	-	-	-	-	-	-	-	-	-	-	-	-	-	-	-	1	-	1	
GARDEN 花園	13A Waterproof Single Socket Outlet 13A防水單位電插座	1	1	-	-	-	-	-	-	-	-	-	-	-	-	-	-	-	-	-	-	-	-
	Lighting Point 燈位	5	5	-	-	-	-	-	-	-	-	-	-	-	-	-	-	-	-	-	-	-	-
	Isolator for Outdoor Air Conditioner 室外空調機開關掣	3	3	-	-	-	-	-	-	-	-	-	-	-	-	-	-	-	-	-	-	-	-
	PIR Sensor 紅外線感測器	1	2	-	-	-	-	-	-	-	-	-	-	-	-	-	-	-	-	-	-	-	-
A/C PLATFORM 空調機平台	Isolator for Outdoor Air Conditioner 室外空調機開關掣	-	-	2	1	2	2	1	2	2	1	1	2	2	1	2	2	1	1	2	4	2	5
A/C PLINTH 空調機平台	Isolator for Outdoor Air Conditioner 室外空調機開關掣	-	-	-	-	-	-	-	-	-	-	-	-	-	-	-	-	-	-	-	-	-	
BAL. 露台	Lighting Point 燈位	-	-	-	-	-	1	1	1	1	1	1	1	1	1	1	1	1	1	1	1	1	
Internal Staircase 內置樓梯	Lighting Switch 燈掣	-	-	-	-	-	-	-	-	-	-	-	-	-	-	-	-	-	-	-	-	2	
	Lighting Point 燈位	-	-	-	-	-	-	-	-	-	-	-	-	-	-	-	-	-	-	-	-	2	
External Staircase 外置樓梯	Lighting Point 燈位	-	-	-	-	-	-	-	-	-	-	-	-	-	-	-	-	-	-	-	3	-	-
U.P. 工作平台	Lighting Point 燈位	-	-	1	-	1	1	-	1	1	-	-	1	1	-	1	1	-	-	1	-	1	-
FLAT ROOF 平台	13A Waterproof Single Socket Outlet 13A防水單位電插座	-	-	-	-	-	-	-	-	-	-	-	-	-	-	-	-	-	-	-	-	1	
	Lighting Point 燈位	-	-	1	1	1	-	-	-	-	-	-	-	-	-	-	-	-	-	-	4	-	1
	Isolator for Outdoor Air Conditioner 室外空調機開關掣	-	-	-	-	-	-	-	-	-	-	-	-	-	-	-	-	-	-	-	1	-	-
ROOF 天台	13A Waterproof Single Socket Outlet 13A防水單位電插座	-	-	-	-	-	-	-	-	-	-	-	-	-	-	-	-	-	-	-	1	1	1
	Fuse Spur Unit 接線座	-	-	-	-	-	-	-	-	-	-	-	-	-	-	-	-	-	-	-	-	1	
	Lighting Switch 燈掣	-	-	-	-	-	-	-	-	-	-	-	-	-	-	-	-	-	-	-	-	1	-
	Lighting Point 燈位	-	-	-	-	-	-	-	-	-	-	-	-	-	-	-	-	-	-	-	16	10	18
	Towngas Water Heater 煤氣熱水爐	-	-	-	-	-	-	-	-	-	-	-	-	-	-	-	-	-	-	-	-	-	1

*No designation of 4/F, 13/F and 14/F.
*不設4樓、13樓及14樓。

FITTINGS, FINISHES AND APPLIANCES
裝置、裝修物料及設備

SCHEDULE OF MECHANICAL & ELECTRICAL PROVISIONS OF RESIDENTIAL UNITS
住宅單位機電裝置數量說明表

THE LAGUNA Tower 9
滿庭 第九座

Floor 樓層		G/F 地下	1/F 1樓				2/F 2樓								3/F-12/F* 3樓至12樓*								15/F 15樓					
Unit 單位		A	A	B	C	A	B	C	D	E	F	G	H	A	B	C	D	E	F	G	H	A	D	F	G	H		
Main Entrance 大門入口	Door Bell Push Button 門鈴按鈕	1	1	1	1	1	1	1	1	1	1	1	1	1	1	1	1	1	1	1	1	1	1	1	1	1		
	TV/FM Outlet 電視/電台天線插座	2	2	2	2	2	2	2	2	2	2	2	2	2	2	2	2	2	2	2	2	2	2	2	2	2		
LIV. & DIN. 客廳及飯廳	Telephone Outlet 電話接駁位	2	2	2	2	2	2	2	2	2	2	2	2	2	2	2	2	2	2	2	2	2	2	2	2	2		
	Internet Connection Point 互聯網接駁位	2	-	-	-	-	-	-	-	-	-	-	-	-	-	-	-	-	-	-	-	2	2	-	-	-		
	13A Twin Socket Outlet 13A雙位電插座	2	2	2	2	2	2	2	2	2	2	2	2	2	2	2	2	2	2	2	2	2	2	2	2	2		
	13A Single Socket Outlet 13A單位電插座	1	1	-	-	1	-	-	1	1	-	-	1	1	-	-	1	1	-	-	1	1	1	-	-	1		
	Lighting Switch & Exhaust Fan Switch 燈掣與抽氣扇開關掣	2	2	-	-	2	-	-	2	2	-	-	2	2	-	-	2	2	-	-	2	2	2	-	-	2		
	Connection Unit for A/C Unit 空調機開關掣	3	1	1	1	1	1	1	2	2	1	1	1	1	1	1	2	2	1	1	1	3	3	2	1	1		
	Lighting Switch 燈掣	5	3	2	1	3	2	1	3	3	1	2	3	3	2	1	3	3	1	2	3	6	6	1	2	3		
	Lighting Point 燈位	6	2	1	1	2	1	1	3	3	1	1	2	2	1	1	3	3	1	1	2	6	6	1	1	2		
	Video Door Phone 視像對講機	1	1	-	-	1	-	-	1	1	-	-	1	1	-	-	1	1	-	-	1	1	1	-	-	1		
	Glass Break Sensor 玻璃破碎探測器	1	-	-	-	-	-	-	-	-	-	-	-	-	-	-	-	-	-	-	-	-	-	-	-	-		
	Door / Window Contact 門/窗磁接觸探測器	2	-	-	-	-	-	-	-	-	-	-	-	-	-	-	-	-	-	-	-	-	-	-	-	-		
	Fire Damper 防火閘	-	-	-	2	-	-	1	-	-	1	-	-	-	-	1	-	-	1	-	-	-	-	1	-	-		
	M.BED 主人睡房	TV/FM Outlet 電視/電台天線插座	1	1	1	-	1	1	-	1	1	-	1	1	1	-	1	1	-	1	1	1	1	1	-	1	1	
Telephone Outlet 電話接駁位		1	1	1	-	1	1	-	1	1	-	1	1	1	-	1	1	-	1	1	1	1	1	-	1	1		
Internet Connection Point 互聯網接駁位		1	-	-	-	-	-	-	-	-	-	-	-	-	-	-	-	-	-	-	-	1	1	-	-	-		
13A Twin Socket Outlet 13A雙位電插座		1	1	1	-	1	1	-	1	1	-	1	1	1	-	1	1	-	1	1	1	1	1	-	1	1		
13A Single Socket Outlet 13A單位電插座		2	2	2	-	2	2	-	2	2	-	2	2	2	-	2	2	-	2	2	2	2	2	-	2	2		
Lighting Switch & Exhaust Fan Switch 燈掣與抽氣扇開關掣		1	-	1	-	-	1	-	1	1	-	1	-	-	1	-	1	1	-	1	-	1	1	-	1	-		
Connection Unit for A/C Unit 空調機開關掣		1	1	1	-	1	1	-	1	1	-	1	1	1	-	1	1	-	1	1	1	1	1	-	1	1		
Switch for Electric Water Heater 電熱水爐開關掣		-	-	1	-	-	1	-	-	-	-	1	-	-	1	-	-	-	-	1	-	-	-	-	1	-		
Lighting Switch 燈掣		1	1	1	-	1	1	-	2	2	-	1	2	1	1	-	2	2	-	1	2	1	1	-	1	2		
Lighting Point 燈位		2	1	1	-	1	1	-	1	1	-	1	1	1	1	-	1	1	-	1	1	1	1	-	1	1		
Glass Break Sensor 玻璃破碎探測器		1	-	-	-	-	-	-	-	-	-	-	-	-	-	-	-	-	-	-	-	-	-	-	-	-		
Door / Window Contact 門/窗磁接觸探測器		2	-	-	-	-	-	-	-	-	-	-	-	-	-	-	-	-	-	-	-	-	-	-	-	-		
Fire Damper 防火閘		-	-	2	-	-	2	-	-	-	-	2	-	-	2	-	-	-	-	2	-	-	-	-	2	-		
BED 1 睡房 1	TV/FM Outlet 電視/電台天線插座	1	1	-	-	1	-	-	1	1	-	-	1	1	-	-	1	1	-	-	1	1	1	-	-	1		
	Telephone Outlet 電話接駁位	1	1	-	-	1	-	-	1	1	-	-	1	1	-	-	1	1	-	-	1	1	1	-	-	1		
	Internet Connection Point 互聯網接駁位	1	-	-	-	-	-	-	-	-	-	-	-	-	-	-	-	-	-	-	-	1	1	-	-	-		
	13A Twin Socket Outlet 13A雙位電插座	1	1	-	-	1	-	-	1	1	-	-	1	1	-	-	1	1	-	-	1	1	1	-	-	1		
	13A Single Socket Outlet 13A單位電插座	2	1	-	-	1	-	-	1	1	-	-	1	1	-	-	1	1	-	-	1	1	1	-	-	1		
	Connection Unit for A/C Unit 空調機開關掣	1	1	-	-	1	-	-	1	1	-	-	1	1	-	-	1	1	-	-	1	1	1	-	-	1		
	Lighting Switch & Exhaust Fan Switch 燈掣與抽氣扇開關掣	1	-	-	-	-	-	-	-	-	-	-	-	-	-	-	-	-	-	-	1	1	-	-	-			
	Switch for Electric Water Heater 電熱水爐開關掣	1	-	-	-	-	-	-	-	-	-	-	-	-	-	-	-	-	-	-	1	1	-	-	-			
	Lighting Switch 燈掣	1	1	-	-	1	-	-	1	1	-	-	1	1	-	-	1	1	-	-	1	1	1	-	-	1		
	Lighting Point 燈位	1	1	-	-	1	-	-	1	1	-	-	1	1	-	-	1	1	-	-	1	1	1	-	-	1		
	Glass Break Sensor 玻璃破碎探測器	1	-	-	-	-	-	-	-	-	-	-	-	-	-	-	-	-	-	-	-	-	-	-	-	-		
	Door / Window Contact 門/窗磁接觸探測器	1	-	-	-	-	-	-	-	-	-	-	-	-	-	-	-	-	-	-	-	-	-	-	-	-		
	BED 2 睡房 2	TV/FM Outlet 電視/電台天線插座	1	-	-	-	-	-	-	1	1	-	-	-	-	-	-	1	1	-	-	-	1	1	-	-	-	
Telephone Outlet 電話接駁位		1	-	-	-	-	-	-	1	1	-	-	-	-	-	-	1	1	-	-	-	1	1	-	-	-		
13A Twin Socket Outlet 13A雙位電插座		1	-	-	-	-	-	-	1	1	-	-	-	-	-	-	1	1	-	-	-	1	1	-	-	-		
13A Single Socket Outlet 13A單位電插座		1	-	-	-	-	-	-	1	1	-	-	-	-	-	-	1	1	-	-	-	1	1	-	-	-		
Connection Unit for A/C Unit 空調機開關掣		1	-	-	-	-	-	-	1	1	-	-	-	-	-	-	1	1	-	-	-	1	1	-	-	-		
Lighting Switch 燈掣		1	-	-	-	-	-	-	1	1	-	-	-	-	-	-	1	1	-	-	-	1	1	-	-	-		
Lighting Point 燈位		2	-	-	-	-	-	-	1	1	-	-	-	-	-	-	1	1	-	-	-	1	1	-	-	-		
Glass Break Sensor 玻璃破碎探測器		1	-	-	-	-	-	-	-	-	-	-	-	-	-	-	-	-	-	-	-	-	-	-	-			
Door / Window Contact 門/窗磁接觸探測器		1	-	-	-	-	-	-	-	-	-	-	-	-	-	-	-	-	-	-	-	-	-	-	-	-		
BED 3 睡房 3		TV/FM Outlet 電視/電台天線插座	1	-	-	-	-	-	-	-	-	-	-	-	-	-	-	-	-	-	-	-	1	1	-	-	-	
	Telephone Outlet 電話接駁位	1	-	-	-	-	-	-	-	-	-	-	-	-	-	-	-	-	-	-	-	1	1	-	-	-		
	13A Twin Socket Outlet 13A雙位電插座	1	-	-	-	-	-	-	-	-	-	-	-	-	-	-	-	-	-	-	-	1	1	-	-	-		
	13A Single Socket Outlet 13A單位電插座	1	-	-	-	-	-	-	-	-	-	-	-	-	-	-	-	-	-	-	-	1	1	-	-	-		
	Connection Unit for A/C Unit 空調機開關掣	1	-	-	-	-	-	-	-	-	-	-	-	-	-	-	-	-	-	-	-	1	1	-	-	-		
	Lighting Switch 燈掣	1	-	-	-	-	-	-	-	-	-	-	-	-	-	-	-	-	-	-	-	1	1	-	-	-		
	Lighting Point 燈位	2	-	-	-	-	-	-	-	-	-	-	-	-	-	-	-	-	-	-	-	1	1	-	-	-		
	Glass Break Sensor 玻璃破碎探測器	1	-	-	-	-	-	-	-	-	-	-	-	-	-	-	-	-	-	-	-	-	-	-	-	-		
	Door / Window Contact 門/窗磁接觸探測器	1	-	-	-	-	-	-	-	-	-	-	-	-	-	-	-	-	-	-	-	-	-	-	-	-		
U.T. 工作間	13A Single Socket Outlet 13A單位電插座	1	-	-	-	-	-	-	-	-	-	-	-	-	-	-	-	-	-	-	-	1	1	-	-	-		
	Lighting Switch & Exhaust Fan Switch 燈掣與抽氣扇開關掣	1	-	-	-	-	-	-	-	-	-	-	-	-	-	-	-	-	-	-	-	1	1	-	-	-		
	Lighting Switch 燈掣	1	-	-	-	-	-	-	-	-	-	-	-	-	-	-	-	-	-	-	-	1	1	-	-	-		
	Lighting Point 燈位	1	-	-	-	-	-	-	-	-	-	-	-	-	-	-	-	-	-	-	-	1	1	-	-	-		
	Miniature Circuit Breakers Board 總電掣箱	1	-	-	-	-	-	-	-	-	-	-	-	-	-	-	-	-	-	-	-	1	1	-	-	-		
	Connection Unit for A/C Unit 空調機開關掣	1	-	-	-	-	-	-	-	-	-	-	-	-	-	-	-	-	-	-	-	1	1	-	-	-		
ST. 儲物房	Lighting Switch 燈掣	-	-	-	-	-	-	-	-	-	-	-	-	-	-	-	-	-	-	-	-	-	1	-	-	-		
	Lighting Point 燈位	-	-	-	-</																							

*No designation of 4/F, 13/F and 14/F.
*不設4樓、13樓及14樓。

FITTINGS, FINISHES AND APPLIANCES

裝置、裝修物料及設備

SCHEDULE OF MECHANICAL & ELECTRICAL PROVISIONS OF RESIDENTIAL UNITS

住宅單位機電裝置數量說明表

THE LAGUNA Tower 9

滿庭 第九座

Floor 樓層		G/F 地下	1/F 1樓				2/F 2樓								3/F-12/F* 3樓至12樓*								15/F 15樓					
Unit 單位		A	A	B	C	A	B	C	D	E	F	G	H	A	B	C	D	E	F	G	H	A	D	F	G	H		
KIT/ OPEN KIT. 廚房/ 開放式廚房	13A Twin Socket Outlet 13A雙位電插座	2	2	2	2	2	2	2	2	2	2	2	2	2	2	2	2	2	2	2	2	2	2	2	2	2		
	13A Single Socket Outlet 13A單位電插座	7	4	4	4	4	4	4	5	5	4	4	4	4	4	4	5	5	4	4	4	7	7	4	4	4		
	Lighting Switch & Exhaust Fan Switch 燈掣與抽氣扇開關掣	-	-	-	1	-	-	1	-	-	1	-	-	-	-	1	-	-	1	-	-	-	-	1	-	-		
	Fuse Spur Unit 接線座	2	2	1	1	2	1	1	2	2	1	1	2	2	1	1	2	2	1	1	2	1	2	1	1	2		
	Switch for Electric Water Heater 電熱水爐開關掣	-	-	-	1	-	-	1	-	-	1	-	-	-	-	1	-	-	1	-	-	-	-	1	-	-		
	20A Connection Unit 20A保險菲士蘇	2	2	1	1	2	1	1	2	2	1	1	2	2	1	1	2	2	1	1	2	2	2	1	1	2		
	Water Outlet Connection Point for Washing Machine 洗衣機去水位	1	1	1	1	1	1	1	1	1	1	1	1	1	1	1	1	1	1	1	1	1	1	1	1	1		
	Water Inlet Connection Point for Washing Machine 洗衣機來水位	1	1	1	1	1	1	1	1	1	1	1	1	1	1	1	1	1	1	1	1	1	1	1	1	1		
	Lighting Switch 燈掣	1	-	1	1	-	1	1	-	-	1	1	-	-	1	1	-	-	1	1	-	-	-	1	1	-		
	Lighting Point 燈位	5	3	4	4	3	4	4	5	5	4	4	3	3	4	4	5	5	4	4	3	5	6	4	4	3		
	Video Door Phone 視像對講機	-	-	1	1	-	1	1	-	-	1	1	-	-	1	1	-	-	1	1	-	-	-	1	1	-		
	Miniature Circuit Breakers Board 總電掣箱	-	1	1	1	1	1	1	1	1	1	1	1	1	1	1	1	1	1	1	1	-	-	1	1	1		
	Towngas Water Heater 煤氣熱水爐	1	1	-	-	1	-	-	1	1	-	-	1	1	-	-	1	1	-	-	1	-	1	-	-	1		
	Towngas Water Heater Remote Control 煤氣熱水爐溫度控制器	1	1	-	-	1	-	-	1	1	-	-	1	1	-	-	1	1	-	-	1	1	1	-	-	1		
	Door Bell 門鈴	2	1	1	1	1	1	1	1	1	1	1	1	1	1	1	1	1	1	1	1	1	1	1	1	1		
	Security Alarm Key Pad 保安系統制開關控制器	1	-	-	-	-	-	-	-	-	-	-	-	-	-	-	-	-	-	-	-	-	-	-	-	-		
	Audio / Visual Secuirty Alarm 保安系統閃燈警鐘	1	-	-	-	-	-	-	-	-	-	-	-	-	-	-	-	-	-	-	-	-	-	-	-	-		
	Sprinkler Head 消防花灑頭	-	-	1	1	-	1	1	-	-	1	1	-	-	1	1	-	-	1	1	-	-	-	1	1	-		
	Smoke Detector 煙霧感應器	-	-	1	1	-	1	1	-	-	1	1	-	-	1	1	-	-	1	1	-	-	-	1	1	-		
M.BATH 主人浴室	13A Single Socket Outlet 13A單位電插座	1	-	1	-	-	1	-	1	1	-	1	-	-	1	-	1	1	-	1	-	1	1	-	1	-		
	Lighting Point 燈位	4	-	3	-	-	3	-	3	3	-	3	-	-	3	-	3	3	-	3	-	5	5	-	3	-		
	Towngas Water Heater Remote Control 煤氣熱水爐溫度控制器	1	-	-	-	-	-	1	1	-	-	-	-	-	-	1	1	-	-	-	1	1	-	-	-			
	Electric Water Heater Remote Control 電熱水爐溫度控制器	-	-	1	-	-	1	-	-	-	-	1	-	-	1	-	-	-	1	-	-	-	-	1	-			
BATH 1 浴室1	13A Single Socket Outlet 13A單位電插座	1	1	-	1	1	-	1	1	1	-	1	1	-	1	1	1	1	-	1	1	1	1	-	1			
	Lighting Point 燈位	3	3	-	3	3	-	3	3	3	-	3	3	-	3	3	3	3	-	3	3	3	3	-	3			
	Towngas Water Heater Remote Control 煤氣熱水爐溫度控制器	-	1	-	-	1	-	-	1	1	-	-	1	1	-	-	1	1	-	-	1	-	-	-	1			
	Electric Water Heater Remote Control 電熱水爐溫度控制器	1	-	-	1	-	-	1	-	-	1	-	-	-	1	-	-	1	-	-	1	1	1	-	-			
BATH 2 浴室 2	13A Single Socket Outlet 13A單位電插座	1	-	-	-	-	-	-	-	-	-	-	-	-	-	-	-	-	-	-	-	1	1	-	-			
	Lighting Point 燈位	3	-	-	-	-	-	-	-	-	-	-	-	-	-	-	-	-	-	-	-	3	3	-	-			
	Towngas Water Heater Remote Control 煤氣熱水爐溫度控制器	1	-	-	-	-	-	-	-	-	-	-	-	-	-	-	-	-	-	-	-	1	1	-	-			
LAV. 洗手間	Lighting Point 燈位	1	-	-	-	-	-	-	-	-	-	-	-	-	-	-	-	-	-	-	-	1	1	-	-			
GARDEN 花園	13A Waterproof Single Socket Outlet 13A防水單位電插座	1	-	-	-	-	-	-	-	-	-	-	-	-	-	-	-	-	-	-	-	-	-	-	-			
	Lighting Point 燈位	5	-	-	-	-	-	-	-	-	-	-	-	-	-	-	-	-	-	-	-	-	-	-	-			
	Isolator for Outdoor Air Conditioner 室外空調機開關掣	3	-	-	-	-	-	-	-	-	-	-	-	-	-	-	-	-	-	-	-	-	-	-	-			
	PIR Sensor 紅外線感測器	2	-	-	-	-	-	-	-	-	-	-	-	-	-	-	-	-	-	-	-	-	-	-	-			
A/C PLATFORM 空調機平台	Isolator for Outdoor Air Conditioner 室外空調機開關掣	-	2	1	1	2	1	1	1	3	1	1	2	2	1	1	3	3	1	1	2	-	-	1	2	2		
A/C PLINTH 空調機平台	Isolator for Outdoor Air Conditioner 室外空調機開關掣	-	-	-	-	-	-	-	2	-	-	-	-	-	-	-	-	-	-	-	-	-	-	-	-			
BAL. 露台	Lighting Point 燈位	-	-	1	1	1	1	1	1	1	1	1	1	1	1	1	1	1	1	1	1	1	1	1	1	1		
Internal Staircase 內置樓梯	Lighting Switch 燈掣	-	-	-	-	-	-	-	-	-	-	-	-	-	-	-	-	-	-	-	-	1	-	-	-			
	Lighting Point 燈位	-	-	-	-	-	-	-	-	-	-	-	-	-	-	-	-	-	-	-	-	2	-	-	-			
External Staircase 外置樓梯	Lighting Point 燈位	-	-	-	-	-	-	-	-	-	-	-	-	-	-	-	-	-	-	-	-	1	3	-	-			
U.P. 工作平台	Lighting Point 燈位	-	-	-	-	-	-	-	1	1	-	-	1	-	-	-	1	1	-	-	1	-	-	-	-	1		
FLAT ROOF 平台	Lighting Point 燈位	-	1	-	-	-	-	-	-	-	-	-	-	-	-	-	-	-	-	-	-	-	5	-	-	-		
	Isolator for Outdoor Air Conditioner 室外空調機開關掣	-	-	-	-	-	-	-	-	-	-	-	-	-	-	-	-	-	-	-	-	-	-	-	-			
ROOF 天台	13A Waterproof Single Socket Outlet 13A防水單位電插座	-	-	-	-	-	-	-	-	-	-	-	-	-	-	-	-	-	-	-	-	1	1	1	1	1		
	Fuse Spur Unit 接線座	-	-	-	-	-	-	-	-	-	-	-	-	-	-	-	-	-	-	-	-	1	-	-	-			
	Lighting Switch 燈掣	-	-	-	-	-	-	-	-	-	-	-	-	-	-	-	-	-	-	-	-	-	-	1	1	1		
	Lighting Point 燈位	-	-	-	-	-	-	-	-	-	-	-	-	-	-	-	-	-	-	-	-	-	13	17	8	7	12	
	Isolator for Outdoor Air Conditioner 室外空調機開關掣	-	-	-	-	-	-	-	-	-	-	-	-	-	-	-	-	-	-	-	-	3	3	-	-	-		
	Towngas Water Heater 煤氣熱水爐	-	-	-	-	-	-	-	-	-	-	-	-	-	-	-	-	-	-	-	-	1	-	-	-	-		

*No designation of 4/F, 13/F and 14/F.

*不設4樓、13樓及14樓。

FITTINGS, FINISHES AND APPLIANCES
裝置、裝修物料及設備

SCHEDULE OF MECHANICAL & ELECTRICAL PROVISIONS OF RESIDENTIAL UNITS
住宅單位機電裝置數量說明表

THE LAGUNA Tower 10
滿庭 第十座

Floor 樓層		G/F 地下		1/F 1樓		2/F 2樓					3/F-12/F* 3樓至12樓*					15/F 15樓		
Unit 單位		A	B	A	B	A	B	C	D	E	A	B	C	D	E	A	C	E
Main Entrance 大門入口	Door Bell Push Button 門鈴按鈕	1	1	1	1	1	1	1	1	1	1	1	1	1	1	1	1	1
LIV. & DIN. 客廳及飯廳	TV/FM Outlet 電視/電台天線插座	2	2	2	2	2	2	2	2	2	2	2	2	2	2	2	2	2
	Telephone Outlet 電話接駁位	2	2	2	2	2	2	2	2	2	2	2	2	2	2	2	2	2
	Internet Connection Point 互聯網接駁位	-	-	-	-	-	-	-	-	-	-	-	-	-	-	2	2	-
	13A Twin Socket Outlet 13A雙位電插座	2	2	2	2	2	2	2	2	2	2	2	2	2	2	2	2	2
	13A Single Socket Outlet 13A單位電插座	1	1	1	1	1	1	-	1	1	1	1	-	1	1	2	2	1
	Lighting Switch & Exhaust Fan Switch 燈掣與抽氣扇開關掣	2	2	2	2	2	2	-	2	2	2	2	-	2	2	2	2	2
	Connection Unit for A/C Unit 空調機開關掣	1	2	1	2	1	2	1	1	2	1	2	1	1	2	3	3	2
	Lighting Switch 燈掣	3	3	3	3	3	3	2	3	3	3	3	2	3	3	6	6	3
	Lighting Point 燈位	4	4	4	4	4	4	1	3	4	4	4	1	3	4	6	6	5
	Video Door Phone 視像對講機	1	1	1	1	1	1	-	1	1	1	1	-	1	1	1	1	1
	Glass Break Sensor 玻璃破碎探測器	1	1	-	-	-	-	-	-	-	-	-	-	-	-	-	-	-
	Door / Window Contact 門/窗磁接觸探測器	2	2	-	-	-	-	-	-	-	-	-	-	-	-	-	-	-
M.BED 主人睡房	TV/FM Outlet 電視/電台天線插座	1	1	1	1	1	1	1	1	1	1	1	1	1	1	1	1	1
	Telephone Outlet 電話接駁位	1	1	1	1	1	1	1	1	1	1	1	1	1	1	1	1	1
	Internet Connection Point 互聯網接駁位	-	-	-	-	-	-	-	-	-	-	-	-	-	-	1	1	-
	13A Twin Socket Outlet 13A雙位電插座	1	1	1	1	1	1	1	1	1	1	1	1	1	1	1	1	1
	13A Single Socket Outlet 13A單位電插座	2	2	2	2	2	2	2	2	2	2	2	2	2	2	2	2	2
	Lighting Switch & Exhaust Fan Switch 燈掣與抽氣扇開關掣	-	1	-	1	-	1	1	-	1	-	1	1	-	1	1	1	1
	Connection Unit for A/C Unit 空調機開關掣	1	1	1	1	1	1	1	1	1	1	1	1	1	1	1	1	1
	Switch for Electric Water Heater 電熱水爐開關掣	-	-	-	-	-	-	1	-	-	-	-	1	-	-	-	-	-
	Lighting Switch 燈掣	1	1	1	2	1	2	1	1	1	1	2	1	1	1	1	1	1
	Lighting Point 燈位	2	1	1	1	1	1	1	1	1	1	1	1	1	1	1	1	1
	PIR Sensor 紅外線感測器	1	-	-	-	-	-	-	-	-	-	-	-	-	-	-	-	-
	Glass Break Sensor 玻璃破碎探測器	1	1	-	-	-	-	-	-	-	-	-	-	-	-	-	-	-
	Door / Window Contact 門/窗磁接觸探測器	2	2	-	-	-	-	-	-	-	-	-	-	-	-	-	-	-
BED 1 睡房 1	TV/FM Outlet 電視/電台天線插座	1	1	1	1	1	1	-	1	1	1	1	-	1	1	1	1	1
	Telephone Outlet 電話接駁位	1	1	1	1	1	1	-	1	1	1	1	-	1	1	1	1	1
	Internet Connection Point 互聯網接駁位	-	-	-	-	-	-	-	-	-	-	-	-	-	-	1	1	-
	13A Twin Socket Outlet 13A雙位電插座	1	1	1	1	1	1	-	1	1	1	1	-	1	1	1	1	1
	13A Single Socket Outlet 13A單位電插座	1	1	1	1	1	1	-	1	1	1	1	-	1	1	1	1	1
	Connection Unit for A/C Unit 空調機開關掣	1	1	1	1	1	1	-	1	1	1	1	-	1	1	1	1	1
	Lighting Switch 燈掣	1	1	1	1	1	1	-	1	1	1	1	-	1	1	1	1	1
	Lighting Point 燈位	2	2	1	1	1	1	-	1	1	1	1	-	1	1	1	1	1
	Glass Break Sensor 玻璃破碎探測器	1	1	-	-	-	-	-	-	-	-	-	-	-	-	-	-	-
	Door / Window Contact 門/窗磁接觸探測器	1	1	-	-	-	-	-	-	-	-	-	-	-	-	-	-	-
BED 2 睡房 2	TV/FM Outlet 電視/電台天線插座	-	1	-	1	-	1	-	-	1	-	1	-	-	1	1	1	1
	Telephone Outlet 電話接駁位	-	1	-	1	-	1	-	-	1	-	1	-	-	1	1	1	1
	13A Twin Socket Outlet 13A雙位電插座	-	1	-	1	-	1	-	-	1	-	1	-	-	1	1	1	1
	13A Single Socket Outlet 13A單位電插座	-	1	-	1	-	1	-	-	1	-	1	-	-	1	1	1	1
	Connection Unit for A/C Unit 空調機開關掣	-	1	-	1	-	1	-	-	1	-	1	-	-	1	1	1	1
	Lighting Switch 燈掣	-	1	-	1	-	1	-	-	1	-	1	-	-	1	1	1	1
	Lighting Point 燈位	-	2	-	1	-	1	-	-	1	-	1	-	-	1	1	1	1
	Glass Break Sensor 玻璃破碎探測器	-	1	-	-	-	-	-	-	-	-	-	-	-	-	-	-	-
	Door / Window Contact 門/窗磁接觸探測器	-	1	-	-	-	-	-	-	-	-	-	-	-	-	-	-	-
U.T. 工作間	13A Single Socket Outlet 13A單位電插座	-	1	-	1	-	1	-	-	1	-	1	-	-	1	1	1	1
	Lighting Switch & Exhaust Fan Switch 燈掣與抽氣扇開關掣	-	1	-	1	-	1	-	-	1	-	1	-	-	1	1	1	1
	Lighting Switch 燈掣	-	1	-	1	-	1	-	-	1	-	1	-	-	1	1	1	1
	Lighting Point 燈位	-	1	-	1	-	1	-	-	1	-	1	-	-	1	1	1	1
	Miniature Circuit Breakers Board 總電掣箱	-	1	-	1	-	1	-	-	1	-	1	-	-	1	1	-	1
	Connection Unit for A/C Unit 空調機開關掣	-	1	-	-	-	-	-	-	-	-	-	-	-	-	1	1	-
ST. 儲物房	13A Single Socket Outlet 13A單位電插座	-	-	-	-	-	-	-	-	-	-	-	-	-	-	1	-	-
	Lighting Switch 燈掣	-	-	-	-	-	-	-	-	-	-	-	-	-	-	2	-	-
	Lighting Point 燈位	-	-	-	-	-	-	-	-	-	-	-	-	-	-	2	-	-

*No designation of 4/F, 13/F and 14/F.

*不設4樓、13樓及14樓。

FITTINGS, FINISHES AND APPLIANCES
裝置、裝修物料及設備

SCHEDULE OF MECHANICAL & ELECTRICAL PROVISIONS OF RESIDENTIAL UNITS
住宅單位機電裝置數量說明表

THE LAGUNA Tower 10
滿庭 第十座

Floor 樓層		G/F 地下		1/F 1樓		2/F 2樓					3/F-12/F* 3樓至12樓*					15/F 15樓		
Unit 單位		A	B	A	B	A	B	C	D	E	A	B	C	D	E	A	C	E
KIT./ OPEN KIT. 廚房/ 開放式廚房	13A Twin Socket Outlet 13A雙位電插座	2	2	2	2	2	2	2	2	2	2	2	2	2	2	2	2	2
	13A Single Socket Outlet 13A單位電插座	4	4	4	4	4	4	4	4	5	4	4	4	4	5	7	7	5
	Fuse Spur Unit 接線座	2	2	2	2	2	2	1	2	2	2	2	1	2	2	1	3	2
	20A Connection Unit 20A保險菲士蘇	2	2	2	2	2	2	1	2	2	2	2	1	2	2	2	2	2
	Water Outlet Connection Point for Washing Machine 洗衣機去水位	1	1	1	1	1	1	1	1	1	1	1	1	1	1	1	1	1
	Water Inlet Connection Point for Washing Machine 洗衣機來水位	1	1	1	1	1	1	1	1	1	1	1	1	1	1	1	1	1
	Lighting Switch 燈掣	-	-	-	-	-	-	1	-	-	-	-	1	-	-	-	-	-
	Lighting Point 燈位	3	3	3	3	3	3	4	3	4	3	3	4	3	4	4	4	4
	Video Door Phone 視像對講機	-	-	-	-	-	-	1	-	-	-	-	1	-	-	-	-	-
	Miniature Circuit Breakers Board 總電掣箱	1	-	1	-	1	-	1	1	-	1	-	1	1	-	-	1	-
	Towngas Water Heater 煤氣熱水爐	1	1	1	1	1	1	-	1	1	1	1	-	1	1	-	1	1
	Towngas Water Heater Remote Control 煤氣熱水爐溫度控制器	1	1	1	1	1	1	-	1	1	1	1	-	1	1	1	1	1
	Door Bell 門鈴	1	1	1	1	1	1	1	1	1	1	1	1	1	1	1	1	1
	Security Alarm Key Pad 保安系統制開關控制器	1	1	-	-	-	-	-	-	-	-	-	-	-	-	-	-	-
	PIR Sensor 紅外線感測器	1	-	-	-	-	-	-	-	-	-	-	-	-	-	-	-	-
	Audio / Visual Secuirty Alarm 保安系統閃燈警鐘	1	1	-	-	-	-	-	-	-	-	-	-	-	-	-	-	-
	Sprinkler Head 消防花灑頭	-	-	-	-	-	-	1	-	-	-	-	1	-	-	-	-	-
	Smoke Detector 煙霧感應器	-	-	-	-	-	-	1	-	-	-	-	1	-	-	-	-	-
M.BATH 主人浴室	13A Single Socket Outlet 13A單位電插座	-	1	-	1	-	1	1	-	1	-	1	1	-	1	1	1	1
	Lighting Point 燈位	-	3	-	3	-	3	3	-	3	-	3	3	-	3	4	4	3
	Towngas Water Heater Remote Control 煤氣熱水爐溫度控制器	-	1	-	1	-	1	-	-	1	-	1	-	-	1	1	1	1
	Electric Water Heater Remote Control 電熱水爐溫度控制器	-	-	-	-	-	-	1	-	-	-	-	1	-	-	-	-	-
BATH 1 浴室1	13A Single Socket Outlet 13A單位電插座	1	1	1	1	1	1	-	1	1	1	1	-	1	1	1	1	1
	Lighting Point 燈位	3	3	3	3	3	3	-	3	3	3	3	-	3	3	3	3	3
	Towngas Water Heater Remote Control 煤氣熱水爐溫度控制器	1	1	1	1	1	1	-	1	1	1	1	-	1	1	1	1	1
	PIR Sensor 紅外線感測器	1	-	-	-	-	-	-	-	-	-	-	-	-	-	-	-	-
LAV. 洗手間	Lighting Point 燈位	-	1	-	1	-	1	-	-	1	-	1	-	-	1	1	1	1
GARDEN 花園	13A Waterproof Single Socket Outlet 13A防水單位電插座	1	1	-	-	-	-	-	-	-	-	-	-	-	-	-	-	-
	Lighting Point 燈位	3	5	-	-	-	-	-	-	-	-	-	-	-	-	-	-	-
	Isolator for Outdoor Air Conditioner 室外空調機開關掣	-	3	-	-	-	-	-	-	-	-	-	-	-	-	-	-	-
	PIR Sensor 紅外線感測器	-	1	-	-	-	-	-	-	-	-	-	-	-	-	-	-	-
A/C PLATFORM 空調機平台	Isolator for Outdoor Air Conditioner 室外空調機開關掣	-	-	2	3	2	3	1	-	1	2	3	1	2	3	2	-	3
A/C PLINTH 空調機平台	Isolator for Outdoor Air Conditioner 室外空調機開關掣	2	-	-	-	-	-	-	2	-	-	-	-	-	-	-	-	-
BAL. 露台	Lighting Point 燈位	-	-	-	-	1	1	1	1	1	1	1	1	1	1	-	1	1
Internal Staircase 內置樓梯	Lighting Switch 燈掣	-	-	-	-	-	-	-	-	-	-	-	-	-	-	-	1	-
	Lighting Point 燈位	-	-	-	-	-	-	-	-	-	-	-	-	-	-	-	2	-
External Staircase 外置樓梯	Lighting Point 燈位	-	-	-	-	-	-	-	-	-	-	-	-	-	-	2	1	-
U.P. 工作平台	Lighting Point 燈位	-	-	-	1	-	1	-	-	-	-	1	-	-	1	-	-	1
FLAT ROOF 平台	13A Waterproof Single Socket Outlet 13A防水單位電插座	-	-	-	-	-	-	-	-	-	-	-	-	-	-	-	-	-
	Lighting Point 燈位	-	-	1	1	-	-	-	-	3	-	-	-	-	-	4	-	-
	Isolator for Outdoor Air Conditioner 室外空調機開關掣	-	-	-	-	-	-	-	-	2	-	-	-	-	-	-	-	-
ROOF 天台	13A Waterproof Single Socket Outlet 13A防水單位電插座	-	-	-	-	-	-	-	-	-	-	-	-	-	-	1	1	1
	Fuse Spur Unit 接線座	-	-	-	-	-	-	-	-	-	-	-	-	-	-	1	-	-
	Lighting Switch 燈掣	-	-	-	-	-	-	-	-	-	-	-	-	-	-	-	-	1
	Lighting Point 燈位	-	-	-	-	-	-	-	-	-	-	-	-	-	-	13	14	12
	Isolator for Outdoor Air Conditioner 室外空調機開關掣	-	-	-	-	-	-	-	-	-	-	-	-	-	-	3	5	2
	Towngas Water Heater 煤氣熱水爐	-	-	-	-	-	-	-	-	-	-	-	-	-	-	1	-	-

*No designation of 4/F, 13/F and 14/F.
*不設4樓、13樓及14樓。

FITTINGS, FINISHES AND APPLIANCES
裝置、裝修物料及設備

SCHEDULE OF MECHANICAL & ELECTRICAL PROVISIONS OF RESIDENTIAL UNITS
住宅單位機電裝置數量說明表

THE LAGUNA Tower 11
滿庭 第十一座

Floor 樓層		G/F 地下		1/F 1樓		2/F 2樓					3/F-11/F* 3樓至11樓*					12/F 12樓					15/F 15樓			
Unit 單位		A	B	A	B	A	B	C	D	E	A	B	C	D	E	A	B	C	D	E	A	C	D	E
Main Entrance 大門入口	Door Bell Push Button 門鈴按鈕	1	1	1	1	1	1	1	1	1	1	1	1	1	1	1	1	1	1	1	1	1	1	1
LIV. & DIN. 客廳及飯廳	TV/FM Outlet 電視/電台天線插座	2	2	2	2	2	2	2	2	2	2	2	2	2	2	2	2	2	2	2	2	2	2	2
	Telephone Outlet 電話接駁位	2	2	2	2	2	2	2	2	2	2	2	2	2	2	2	2	2	2	2	2	2	2	2
	Internet Connection Point 互聯網接駁位	-	-	-	-	-	-	-	-	-	-	-	-	-	-	-	-	-	-	-	2	-	-	-
	13A Twin Socket Outlet 13A雙位電插座	2	2	2	2	2	2	2	2	2	2	2	2	2	2	2	2	2	2	2	2	2	2	2
	13A Single Socket Outlet 13A單位電插座	1	1	1	1	1	1	1	1	1	1	1	1	1	1	1	1	1	1	1	2	1	1	1
	Lighting Switch & Exhaust Fan Switch 燈掣與抽氣扇開關掣	2	2	2	2	2	2	2	2	2	2	2	2	2	2	2	2	2	2	2	2	2	2	2
	Connection Unit for A/C Unit 空調機開關掣	2	2	2	2	2	2	1	1	1	2	2	1	1	1	2	2	1	1	1	4	2	2	2
	Lighting Switch 燈掣	4	3	3	3	3	3	3	3	3	3	3	3	3	3	3	3	3	3	3	7	3	3	3
	Lighting Point 燈位	4	4	4	4	4	4	4	4	4	4	4	4	4	4	5	4	4	4	4	7	4	4	4
	Video Door Phone 視像對講機	1	1	1	1	1	1	1	1	1	1	1	1	1	1	1	1	1	1	1	1	1	1	1
	Glass Break Sensor 玻璃破碎探測器	1	1	-	-	-	-	-	-	-	-	-	-	-	-	-	-	-	-	-	-	-	-	-
	Door / Window Contact 門/窗磁接觸探測器	2	2	-	-	-	-	-	-	-	-	-	-	-	-	-	-	-	-	-	-	-	-	-
M.BED 主人睡房	TV/FM Outlet 電視/電台天線插座	1	1	1	1	1	1	1	1	1	1	1	1	1	1	1	1	1	1	1	1	1	1	1
	Telephone Outlet 電話接駁位	1	1	1	1	1	1	1	1	1	1	1	1	1	1	1	1	1	1	1	1	1	1	1
	Internet Connection Point 互聯網接駁位	-	-	-	-	-	-	-	-	-	-	-	-	-	-	-	-	-	-	-	1	-	-	-
	13A Twin Socket Outlet 13A雙位電插座	1	1	1	1	1	1	1	1	1	1	1	1	1	1	1	1	1	1	1	1	1	1	1
	13A Single Socket Outlet 13A單位電插座	2	2	2	2	2	2	2	2	2	2	2	2	2	2	2	2	2	2	2	3	2	2	2
	Lighting Switch & Exhaust Fan Switch 燈掣與抽氣扇開關掣	1	1	1	1	1	1	-	-	-	1	1	-	-	-	1	1	-	-	-	1	-	-	-
	Connection Unit for A/C Unit 空調機開關掣	1	1	1	1	1	1	1	1	1	1	1	1	1	1	1	1	1	1	1	2	1	1	1
	Switch for Electric Water Heater 電熱水爐開關掣	-	-	-	-	-	-	-	-	-	-	-	-	-	-	-	-	-	-	-	-	-	-	-
	Lighting Switch 燈掣	1	1	1	1	1	1	1	2	2	1	1	1	2	2	1	1	1	2	2	2	1	2	2
	Lighting Point 燈位	2	2	1	1	1	1	1	1	1	1	1	1	1	1	1	1	1	1	1	2	1	1	1
	Glass Break Sensor 玻璃破碎探測器	1	1	-	-	-	-	-	-	-	-	-	-	-	-	-	-	-	-	-	-	-	-	-
	Door / Window Contact 門/窗磁接觸探測器	2	2	-	-	-	-	-	-	-	-	-	-	-	-	-	-	-	-	-	-	-	-	-
BED 1 睡房 1	TV/FM Outlet 電視/電台天線插座	1	1	1	1	1	1	1	1	1	1	1	1	1	1	1	1	1	1	1	1	1	1	1
	Telephone Outlet 電話接駁位	1	1	1	1	1	1	1	1	1	1	1	1	1	1	1	1	1	1	1	1	1	1	1
	Internet Connection Point 互聯網接駁位	-	-	-	-	-	-	-	-	-	-	-	-	-	-	-	-	-	-	-	1	-	-	-
	13A Twin Socket Outlet 13A雙位電插座	1	1	1	1	1	1	1	1	1	1	1	1	1	1	1	1	1	1	1	1	1	1	1
	13A Single Socket Outlet 13A單位電插座	1	1	1	1	1	1	1	1	1	1	1	1	1	1	1	1	1	1	1	1	1	1	1
	Connection Unit for A/C Unit 空調機開關掣	1	1	1	1	1	1	1	1	1	1	1	1	1	1	1	1	1	1	1	1	1	1	1
	Lighting Switch 燈掣	1	1	1	1	1	1	1	1	1	1	1	1	1	1	1	1	1	1	1	1	1	1	1
	Lighting Point 燈位	2	2	1	1	1	1	1	1	1	1	1	1	1	1	1	1	1	1	1	1	1	1	1
	Glass Break Sensor 玻璃破碎探測器	1	1	-	-	-	-	-	-	-	-	-	-	-	-	-	-	-	-	-	-	-	-	-
	Door / Window Contact 門/窗磁接觸探測器	1	1	-	-	-	-	-	-	-	-	-	-	-	-	-	-	-	-	-	-	-	-	-
BED 2 睡房 2	TV/FM Outlet 電視/電台天線插座	1	1	1	1	1	1	-	-	-	1	1	-	-	-	1	1	-	-	-	1	-	-	-
	Telephone Outlet 電話接駁位	1	1	1	1	1	1	-	-	-	1	1	-	-	-	1	1	-	-	-	1	-	-	-
	13A Twin Socket Outlet 13A雙位電插座	1	1	1	1	1	1	-	-	-	1	1	-	-	-	1	1	-	-	-	1	-	-	-
	13A Single Socket Outlet 13A單位電插座	1	1	1	1	1	1	-	-	-	1	1	-	-	-	1	1	-	-	-	1	-	-	-
	Connection Unit for A/C Unit 空調機開關掣	1	1	1	1	1	1	-	-	-	1	1	-	-	-	1	1	-	-	-	1	-	-	-
	Lighting Switch 燈掣	1	1	1	1	1	1	-	-	-	1	1	-	-	-	1	1	-	-	-	1	-	-	-
	Lighting Point 燈位	1	1	1	2	1	2	-	-	-	1	2	-	-	-	1	2	-	-	-	1	-	-	-
U.T. 工作間	13A Single Socket Outlet 13A單位電插座	1	2	-	1	-	1	-	-	-	-	1	-	-	-	-	1	-	-	-	1	-	-	-
	Lighting Switch & Exhaust Fan Switch 燈掣與抽氣扇開關掣	1	1	-	1	-	1	-	-	-	-	1	-	-	-	-	1	-	-	-	1	-	-	-
	Lighting Switch 燈掣	1	1	-	1	-	1	-	-	-	-	1	-	-	-	-	1	-	-	-	1	-	-	-
	Lighting Point 燈位	1	1	-	1	-	1	-	-	-	-	1	-	-	-	-	1	-	-	-	1	-	-	-
	Miniature Circuit Breakers Board 總電掣箱	1	1	-	1	-	1	-	-	-	-	1	-	-	-	-	1	-	-	-	1	-	-	-
	Connection Unit for A/C Unit 空調機開關掣	1	1	-	-	-	-	-	-	-	-	-	-	-	-	-	-	-	-	-	1	-	-	-
ST. 儲物房	13A Single Socket Outlet 13A單位電插座	-	-	-	-	-	-	-	-	-	-	-	-	-	-	-	-	-	-	-	1	-	-	-
	Lighting Switch 燈掣	-	-	-	-	-	-	-	-	-	-	-	-	-	-	-	-	-	-	-	2	-	-	-
	Lighting Point 燈位	-	-	-	-	-	-	-	-	-	-	-	-	-	-	-	-	-	-	-	2	-	-	-

*No designation of 4/F, 13/F and 14/F.
*不設4樓、13樓及14樓。

FITTINGS, FINISHES AND APPLIANCES
裝置、裝修物料及設備

SCHEDULE OF MECHANICAL & ELECTRICAL PROVISIONS OF RESIDENTIAL UNITS
住宅單位機電裝置數量說明表

THE LAGUNA Tower 11
滿庭 第十一座

Floor 樓層		G/F 地下		1/F 1樓		2/F 2樓					3/F-11/F* 3樓至11樓*					12/F 12樓					15/F 15樓			
Unit 單位		A	B	A	B	A	B	C	D	E	A	B	C	D	E	A	B	C	D	E	A	C	D	E
KIT/ OPEN KIT. 廚房/ 開放式廚房	13A Twin Socket Outlet 13A雙位電插座	2	2	2	2	2	2	2	2	2	2	2	2	2	2	2	2	2	2	2	2	2	2	2
	13A Single Socket Outlet 13A單位電插座	5	5	5	5	5	5	4	4	4	5	5	4	4	4	5	5	4	4	4	7	4	4	4
	Fuse Spur Unit 接線座	2	2	2	2	2	2	1	2	2	2	2	1	2	2	2	2	1	2	2	2	2	2	2
	20A Connection Unit 20A保險菲士蘇	2	2	2	2	2	2	2	2	2	2	2	2	2	2	2	2	2	2	2	2	2	2	2
	Water Outlet Connection Point for Washing Machine 洗衣機去水位	1	1	1	1	1	1	1	1	1	1	1	1	1	1	1	1	1	1	1	1	1	1	1
	Water Inlet Connection Point for Washing Machine 洗衣機來水位	1	1	1	1	1	1	1	1	1	1	1	1	1	1	1	1	1	1	1	1	1	1	1
	Lighting Switch 燈掣	-	-	1	-	1	-	1	-	-	1	-	1	-	-	1	-	1	-	-	-	1	-	-
	Lighting Point 燈位	4	3	4	4	4	4	3	3	3	4	4	3	3	3	4	4	3	3	3	4	3	3	3
	Miniature Circuit Breakers Board 總電掣箱	-	-	1	-	1	-	1	1	1	1	-	1	1	1	1	-	1	1	1	-	1	1	1
	Towngas Water Heater 煤氣熱水爐	1	1	1	1	1	1	1	1	1	1	1	1	1	1	1	1	1	1	1	1	1	1	1
	Towngas Water Heater Remote Control 煤氣熱水爐溫度控制器	1	1	1	1	1	1	1	1	1	1	1	1	1	1	1	1	1	1	1	1	1	1	1
	Door Bell 門鈴	1	1	1	1	1	1	1	1	1	1	1	1	1	1	1	1	1	1	1	1	1	1	1
	Security Alarm Key Pad 保安系統制開關控制器	1	1	-	-	-	-	-	-	-	-	-	-	-	-	-	-	-	-	-	-	-	-	-
	Audio / Visual Secuirty Alarm 保安系統閃燈警鐘	1	1	-	-	-	-	-	-	-	-	-	-	-	-	-	-	-	-	-	-	-	-	-
M.BATH 主人浴室	13A Single Socket Outlet 13A單位電插座	1	1	1	1	1	1	-	-	-	1	1	-	-	-	1	1	-	-	-	1	-	-	-
	Lighting Point 燈位	3	3	3	3	3	3	-	-	-	3	3	-	-	-	3	3	-	-	-	6	-	-	-
	Towngas Water Heater Remote Control 煤氣熱水爐溫度控制器	1	1	1	1	1	1	-	-	-	1	1	-	-	-	1	1	-	-	-	1	-	-	-
BATH 1 浴室1	13A Single Socket Outlet 13A單位電插座	1	1	1	1	1	1	1	1	1	1	1	1	1	1	1	1	1	1	1	1	1	1	1
	Lighting Point 燈位	3	3	3	3	3	3	3	3	3	3	3	3	3	3	3	3	3	3	3	3	3	3	3
	Towngas Water Heater Remote Control 煤氣熱水爐溫度控制器	1	1	1	1	1	1	1	1	1	1	1	1	1	1	1	1	1	1	1	1	1	1	1
LAV. 洗手間	Lighting Point 燈位	1	1	-	1	-	1	-	-	-	-	1	-	-	-	-	1	-	-	-	1	-	-	-
	Door / Window Contact 門/窗磁接觸探測器	-	-	-	-	-	-	-	-	-	-	-	-	-	-	-	-	-	-	-	-	-	-	-
GARDEN 花園	13A Waterproof Single Socket Outlet 13A防水單位電插座	1	1	-	-	-	-	-	-	-	-	-	-	-	-	-	-	-	-	-	-	-	-	-
	Lighting Point 燈位	4	4	-	-	-	-	-	-	-	-	-	-	-	-	-	-	-	-	-	-	-	-	-
	Isolator for Outdoor Air Conditioner 室外空調機開關掣	4	3	-	-	-	-	-	-	-	-	-	-	-	-	-	-	-	-	-	-	-	-	-
	PIR Sensor 紅外線感測器	3	4	-	-	-	-	-	-	-	-	-	-	-	-	-	-	-	-	-	-	-	-	-
A/C PLATFORM 空調機平台	Isolator for Outdoor Air Conditioner 室外空調機開關掣	-	-	3	3	3	3	-	-	-	3	3	2	2	2	3	3	2	2	2	3	1	2	2
A/C PLINTH 空調機平台	Isolator for Outdoor Air Conditioner 室外空調機開關掣	-	-	-	-	-	-	2	2	-	-	-	-	-	-	-	-	-	-	-	-	-	-	-
BAL. 露台	Lighting Point 燈位	-	-	-	-	1	1	1	1	1	1	1	1	1	1	1	1	1	1	1	-	1	1	1
External Staircase 外置樓梯	Lighting Point 燈位	-	-	-	-	-	-	-	-	-	-	-	-	-	-	-	-	-	-	-	4	-	-	-
U.P. 工作平台	Lighting Point 燈位	-	-	1	1	1	1	-	1	1	1	1	1	1	1	1	1	1	1	1	-	1	1	1
FLAT ROOF 平台	Lighting Point 燈位	-	-	1	1	-	-	3	-	-	-	-	-	-	-	-	-	-	-	-	8	-	-	-
	Isolator for Outdoor Air Conditioner 室外空調機開關掣	-	-	-	-	-	-	2	-	-	-	-	-	-	-	-	-	-	-	-	-	-	-	-
ROOF 天台	13A Waterproof Single Socket Outlet 13A防水單位電插座	-	-	-	-	-	-	-	-	-	-	-	-	-	-	-	-	-	-	-	1	1	1	1
	Lighting Switch 燈掣	-	-	-	-	-	-	-	-	-	-	-	-	-	-	-	-	-	-	-	-	1	1	1
	Lighting Point 燈位	-	-	-	-	-	-	-	-	-	-	-	-	-	-	-	-	-	-	-	18	10	11	11
	Isolator for Outdoor Air Conditioner 室外空調機開關掣	-	-	-	-	-	-	-	-	-	-	-	-	-	-	-	-	-	-	-	2	1	-	-

*No designation of 4/F, 13/F and 14/F.
*不設4樓、13樓及14樓。

FITTINGS, FINISHES AND APPLIANCES
裝置、裝修物料及設備

SCHEDULE OF MECHANICAL & ELECTRICAL PROVISIONS OF RESIDENTIAL UNITS
住宅單位機電裝置數量說明表

THE LAGUNA Tower 12
滿庭 第十二座

Floor 樓層		G/F 地下		1/F 1樓		2/F 2樓					3/F-12/F* 3樓至12樓*					15/F 15樓			
Unit 單位		A	B	A	B	A	B	C	D	E	A	B	C	D	E	A	C	D	E
Main Entrance 大門入口	Door Bell Push Button 門鈴按鈕	1	1	1	1	1	1	1	1	1	1	1	1	1	1	1	1	1	1
LIV. & DIN. 客廳及飯廳	TV/FM Outlet 電視/電台天線插座	2	2	2	2	2	2	2	2	2	2	2	2	2	2	2	2	2	2
	Telephone Outlet 電話接駁位	2	2	2	2	2	2	2	2	2	2	2	2	2	2	2	2	2	2
	Internet Connection Point 互聯網接駁位	-	-	-	-	-	-	-	-	-	-	-	-	-	-	2	-	-	-
	13A Twin Socket Outlet 13A雙位電插座	2	2	2	2	2	2	2	2	2	2	2	2	2	2	2	2	2	2
	13A Single Socket Outlet 13A單位電插座	1	1	1	1	1	1	1	1	1	1	1	1	1	1	2	1	1	1
	Lighting Switch & Exhaust Fan Switch 燈掣與抽氣扇開關掣	2	2	2	2	2	2	2	2	2	2	2	2	2	2	2	2	2	2
	Connection Unit for A/C Unit 空調機開關掣	1	2	1	2	1	2	1	1	2	1	2	1	1	2	4	2	1	2
	Lighting Switch 燈掣	4	3	3	3	3	3	3	3	3	3	3	3	3	3	6	3	3	3
	Lighting Point 燈位	4	4	4	4	4	4	4	4	4	4	4	4	4	4	8	4	4	4
	Video Door Phone 視像對講機	1	1	1	1	1	1	1	1	1	1	1	1	1	1	1	1	1	1
	Glass Break Sensor 玻璃破碎探測器	1	1	-	-	-	-	-	-	-	-	-	-	-	-	-	-	-	-
	Door / Window Contact 門/窗磁接觸探測器	2	2	-	-	-	-	-	-	-	-	-	-	-	-	-	-	-	-
M.BED 主人睡房	TV/FM Outlet 電視/電台天線插座	1	1	1	1	1	1	1	1	1	1	1	1	1	1	1	1	1	1
	Telephone Outlet 電話接駁位	1	1	1	1	1	1	1	1	1	1	1	1	1	1	1	1	1	1
	Internet Connection Point 互聯網接駁位	-	-	-	-	-	-	-	-	-	-	-	-	-	-	1	-	-	-
	13A Twin Socket Outlet 13A雙位電插座	1	1	1	1	1	1	1	1	1	1	1	1	1	1	1	1	1	1
	13A Single Socket Outlet 13A單位電插座	2	2	2	2	2	2	2	2	2	2	2	2	2	2	2	2	2	2
	Lighting Switch & Exhaust Fan Switch 燈掣與抽氣扇開關掣	-	1	-	1	-	1	-	-	1	-	1	-	-	1	1	-	-	1
	Connection Unit for A/C Unit 空調機開關掣	1	1	1	1	1	1	1	1	1	1	1	1	1	1	1	1	1	1
	Lighting Switch 燈掣	1	1	2	1	2	1	1	2	1	2	1	1	2	1	1	1	2	1
	Lighting Point 燈位	2	2	1	1	1	1	1	1	1	1	1	1	1	1	1	1	1	1
	Glass Break Sensor 玻璃破碎探測器	1	1	-	-	-	-	-	-	-	-	-	-	-	-	-	-	-	-
	Door / Window Contact 門/窗磁接觸探測器	1	2	-	-	-	-	-	-	-	-	-	-	-	-	-	-	-	-
BED 1 睡房 1	TV/FM Outlet 電視/電台天線插座	1	1	1	1	1	1	1	1	1	1	1	1	1	1	1	1	1	1
	Telephone Outlet 電話接駁位	1	1	1	1	1	1	1	1	1	1	1	1	1	1	1	1	1	1
	Internet Connection Point 互聯網接駁位	-	-	-	-	-	-	-	-	-	-	-	-	-	-	1	-	-	-
	13A Twin Socket Outlet 13A雙位電插座	1	1	1	1	1	1	1	1	1	1	1	1	1	1	1	1	1	1
	13A Single Socket Outlet 13A單位電插座	1	1	1	1	1	1	1	1	1	1	1	1	1	1	1	1	1	1
	Connection Unit for A/C Unit 空調機開關掣	1	1	1	1	1	1	1	1	1	1	1	1	1	1	1	1	1	1
	Lighting Switch 燈掣	1	1	1	1	1	1	1	1	1	1	1	1	1	1	1	1	1	1
	Lighting Point 燈位	2	2	1	1	1	1	1	1	1	1	1	1	1	1	1	1	1	1
	Glass Break Sensor 玻璃破碎探測器	1	1	-	-	-	-	-	-	-	-	-	-	-	-	-	-	-	-
	Door / Window Contact 門/窗磁接觸探測器	1	1	-	-	-	-	-	-	-	-	-	-	-	-	-	-	-	-
BED 2 睡房 2	TV/FM Outlet 電視/電台天線插座	-	1	-	1	-	1	-	-	1	-	1	-	-	1	1	-	-	1
	Telephone Outlet 電話接駁位	-	1	-	1	-	1	-	-	1	-	1	-	-	1	1	-	-	1
	13A Twin Socket Outlet 13A雙位電插座	-	1	-	1	-	1	-	-	1	-	1	-	-	1	1	-	-	1
	13A Single Socket Outlet 13A單位電插座	-	1	-	1	-	1	-	-	1	-	1	-	-	1	1	-	-	1
	Connection Unit for A/C Unit 空調機開關掣	-	1	-	1	-	1	-	-	1	-	1	-	-	1	1	-	-	1
	Lighting Switch 燈掣	-	1	-	1	-	1	-	-	1	-	1	-	-	1	1	-	-	1
	Lighting Point 燈位	-	2	-	2	-	2	-	-	1	-	2	-	-	1	1	-	-	1
U.T. 工作間	13A Single Socket Outlet 13A單位電插座	-	1	-	-	-	-	-	-	1	-	-	-	-	1	1	-	-	1
	Lighting Switch & Exhaust Fan Switch 燈掣與抽氣扇開關掣	-	1	-	-	-	-	-	-	1	-	-	-	-	1	1	-	-	1
	Lighting Switch 燈掣	-	1	-	-	-	-	-	-	1	-	-	-	-	1	1	-	-	1
	Lighting Point 燈位	-	1	-	-	-	-	-	-	1	-	-	-	-	1	1	-	-	1
	Miniature Circuit Breakers Board 總電掣箱	-	1	-	-	-	-	-	-	1	-	-	-	-	1	1	-	-	1
	Connection Unit for A/C Unit 空調機開關掣	-	1	-	-	-	-	-	-	-	-	-	-	-	-	1	-	-	-
ST. 儲物房	Lighting Switch 燈掣	-	-	-	-	-	-	-	-	-	-	-	-	-	-	1	-	-	-
	Lighting Point 燈位	-	-	-	-	-	-	-	-	-	-	-	-	-	-	1	-	-	-

*No designation of 4/F, 13/F and 14/F.
*不設4樓、13樓及14樓。

FITTINGS, FINISHES AND APPLIANCES
裝置、裝修物料及設備

SCHEDULE OF MECHANICAL & ELECTRICAL PROVISIONS OF RESIDENTIAL UNITS
住宅單位機電裝置數量說明表

THE LAGUNA Tower 12
滿庭 第十二座

Floor 樓層		G/F 地下		1/F 1樓		2/F 2樓					3/F-12/F* 3樓至12樓*					15/F 15樓			
Unit 單位		A	B	A	B	A	B	C	D	E	A	B	C	D	E	A	C	D	E
KIT/ OPEN KIT. 廚房/ 開放式廚房	13A Twin Socket Outlet 13A雙位電插座	2	2	2	2	2	2	2	2	2	2	2	2	2	2	2	2	2	2
	13A Single Socket Outlet 13A單位電插座	4	5	4	5	4	5	4	4	4	4	5	4	4	4	7	4	4	4
	Fuse Spur Unit 接線座	2	2	2	2	2	2	1	2	2	2	2	1	2	2	2	2	2	2
	20A Connection Unit 20A保險菲士蘇	2	2	2	2	2	2	2	2	2	2	2	2	2	2	2	2	2	2
	Water Outlet Connection Point for Washing Machine 洗衣機去水位	1	1	1	1	1	1	1	1	1	1	1	1	1	1	1	1	1	1
	Water Inlet Connection Point for Washing Machine 洗衣機來水位	1	1	1	1	1	1	1	1	1	1	1	1	1	1	1	1	1	1
	Lighting Switch 燈掣	-	-	-	-	-	-	1	-	-	-	-	1	-	-	-	1	-	-
	Lighting Point 燈位	4	4	3	4	3	4	3	3	4	3	4	3	3	4	5	3	3	4
	Miniature Circuit Breakers Board 總電掣箱	1	-	1	1	1	1	1	1	-	1	1	1	1	-	-	1	1	-
	Towngas Water Heater 煤氣熱水爐	1	1	1	1	1	1	1	1	1	1	1	1	1	1	1	1	1	1
	Towngas Water Heater Remote Control 煤氣熱水爐溫度控制器	1	1	1	1	1	1	1	1	1	1	1	1	1	1	1	1	1	1
	Door Bell 門鈴	1	1	1	1	1	1	1	1	1	1	1	1	1	1	1	1	1	1
	Security Alarm Key Pad 保安系統制開關控制器	1	1	-	-	-	-	-	-	-	-	-	-	-	-	-	-	-	-
	Audio / Visual Secuirty Alarm 保安系統閃燈警鐘	1	1	-	-	-	-	-	-	-	-	-	-	-	-	-	-	-	-
M.BATH 主人浴室	13A Single Socket Outlet 13A單位電插座	-	1	-	1	-	1	-	-	1	-	1	-	-	1	1	-	-	1
	Lighting Point 燈位	-	3	-	3	-	3	-	-	3	-	3	-	-	3	5	-	-	3
	Towngas Water Heater Remote Control 煤氣熱水爐溫度控制器	-	1	-	1	-	1	-	-	1	-	1	-	-	1	1	-	-	1
BATH 1 浴室1	13A Single Socket Outlet 13A單位電插座	1	1	1	1	1	1	1	1	1	1	1	1	1	1	1	1	1	1
	Lighting Point 燈位	3	3	3	3	3	3	3	3	3	3	3	3	3	3	3	3	3	3
	Towngas Water Heater Remote Control 煤氣熱水爐溫度控制器	1	1	1	1	1	1	1	1	1	1	1	1	1	1	1	1	1	1
LAV. 洗手間	Lighting Point 燈位	-	1	-	-	-	-	-	-	1	-	-	-	-	1	1	-	-	1
	PIR Sensor 紅外線感測器	-	1	-	-	-	-	-	-	-	-	-	-	-	-	-	-	-	-
GARDEN 花園	13A Waterproof Single Socket Outlet 13A防水單位電插座	1	1	-	-	-	-	-	-	-	-	-	-	-	-	-	-	-	-
	Lighting Point 燈位	5	5	-	-	-	-	-	-	-	-	-	-	-	-	-	-	-	-
	Isolator for Outdoor Air Conditioner 室外空調機開關掣	2	4	-	-	-	-	-	-	-	-	-	-	-	-	-	-	-	-
	PIR Sensor 紅外線感測器	2	4	-	-	-	-	-	-	-	-	-	-	-	-	-	-	-	-
A/C PLATFORM 空調機平台	Isolator for Outdoor Air Conditioner 室外空調機開關掣	-	-	2	-	2	3	-	-	3	2	3	2	2	3	4	2	2	3
A/C PLINTH 空調機平台	Isolator for Outdoor Air Conditioner 室外空調機開關掣	-	-	-	3	-	-	-	-	-	-	-	-	-	-	-	-	-	-
BAL. 露台	Balcony Lighting Point 露台燈位	-	-	-	-	1	1	1	1	1	1	1	1	1	1	-	1	1	1
Internal Staircase 內置樓梯	Lighting Switch 燈掣	-	-	-	-	-	-	-	-	-	-	-	-	-	-	-	-	-	-
	Lighting Point 燈位	-	-	-	-	-	-	-	-	-	-	-	-	-	-	-	-	-	-
External Staircase 外置樓梯	Lighting Point 燈位	-	-	-	-	-	-	-	-	-	-	-	-	-	-	3	-	-	-
U.P. 工作平台	Lighting Point 燈位	-	-	1	1	1	1	-	-	1	1	1	1	1	1	-	1	1	1
FLAT ROOF 平台	Lighting Point 燈位	-	-	1	1	-	-	2	1	-	-	-	-	-	-	6	-	-	-
	Isolator for Outdoor Air Conditioner 室外空調機開關掣	-	-	-	-	-	-	2	2	-	-	-	-	-	-	-	-	-	-
ROOF 天台	13A Waterproof Single Socket Outlet 13A防水單位電插座	-	-	-	-	-	-	-	-	-	-	-	-	-	-	1	1	1	1
	Lighting Switch 燈掣	-	-	-	-	-	-	-	-	-	-	-	-	-	-	-	1	1	1
	Lighting Point 燈位	-	-	-	-	-	-	-	-	-	-	-	-	-	-	15	9	10	11
	Isolator for Outdoor Air Conditioner 室外空調機開關掣	-	-	-	-	-	-	-	-	-	-	-	-	-	-	1	1	-	-

*No designation of 4/F, 13/F and 14/F.
*不設4樓、13樓及14樓。

FITTINGS, FINISHES AND APPLIANCES

裝置、裝修物料及設備

SCHEDULE OF MECHANICAL & ELECTRICAL PROVISIONS OF RESIDENTIAL UNITS

住宅單位機電裝置數量說明表

THE TERRACE Tower 1

名庭 第一座

Floor 樓層		G/F 地下		1/F 1樓		2/F 2樓		3/F, 5/F-6/F 3樓, 5樓至6樓		7/F 7樓	
Unit 單位		A	B	A	B	A	B	A	B	A	B
Main Entrance 大門入口	Door Bell Push Button 門鈴按鈕	1	1	1	1	1	1	1	1	1	1
LIV. & DIN. 客廳及飯廳	TV/FM Outlet 電視/電台天線插座	2	2	2	2	2	2	2	2	2	2
	Telephone Outlet 電話接駁位	2	2	2	2	2	2	2	2	2	2
	Internet Connection Point 互聯網接駁位	-	-	-	-	-	-	-	-	2	2
	13A Twin Socket Outlet 13A雙位電插座	2	2	2	2	2	2	2	2	2	2
	13A Single Socket Outlet 13A單位電插座	1	1	1	1	1	1	1	1	1	1
	Lighting Switch & Exhaust Fan Switch 燈掣與抽氣扇開關掣	2	2	2	2	2	2	2	2	2	2
	Lighting Switch 燈掣	3	3	3	3	3	3	3	3	4	4
	Lighting Point 燈位	4	3	4	3	4	3	4	3	4	3
	Video Door Phone 視像對講機	1	1	1	1	1	1	1	1	1	1
	Connection Unit for A/C Unit 空調機開關掣	2	2	2	2	2	2	2	2	2	2
	Glass Break Sensor 玻璃破碎探測器	1	1	-	-	-	-	-	-	-	-
	Door / Window Contact 門/窗磁接觸探測器	2	2	-	-	-	-	-	-	-	-
M.BED 主人睡房	TV/FM Outlet 電視/電台天線插座	1	1	1	1	1	1	1	1	1	1
	Telephone Outlet 電話接駁位	1	1	1	1	1	1	1	1	1	1
	Internet Connection Point 互聯網接駁位	-	-	-	-	-	-	-	-	1	1
	13A Twin Socket Outlet 13A雙位電插座	1	1	1	1	1	1	1	1	1	1
	13A Single Socket Outlet 13A單位電插座	2	2	2	2	2	2	2	2	2	2
	Lighting Switch & Exhaust Fan Switch 燈掣與抽氣扇開關掣	1	1	1	1	1	1	1	1	1	1
	Lighting Switch 燈掣	1	1	1	1	1	1	1	1	1	1
	Lighting Point 燈位	2	2	2	2	2	2	2	2	2	2
	Connection Unit for A/C Unit 空調機開關掣	1	1	1	1	1	1	1	1	2	1
	Glass Break Sensor 玻璃破碎探測器	1	1	-	-	-	-	-	-	-	-
	Door / Window Contact 門/窗磁接觸探測器	2	2	-	-	-	-	-	-	-	-
BED 1 睡房 1	TV/FM Outlet 電視/電台天線插座	1	1	1	1	1	1	1	1	1	1
	Telephone Outlet 電話接駁位	1	1	1	1	1	1	1	1	1	1
	Internet Connection Point 互聯網接駁位	-	-	-	-	-	-	-	-	1	1
	13A Twin Socket Outlet 13A雙位電插座	1	1	1	1	1	1	1	1	1	1
	13A Single Socket Outlet 13A單位電插座	2	2	2	2	2	2	2	2	2	2
	Lighting Switch & Exhaust Fan Switch 燈掣與抽氣扇開關掣	1	1	1	1	1	1	1	1	1	1
	Lighting Switch 燈掣	1	1	1	1	1	1	1	1	1	1
	Lighting Point 燈位	2	2	2	2	2	2	2	2	2	2
	Connection Unit for A/C Unit 空調機開關掣	1	1	1	1	1	1	1	1	1	1
	Glass Break Sensor 玻璃破碎探測器	1	1	-	-	-	-	-	-	-	-
	Door / Window Contact 門/窗磁接觸探測器	2	2	-	-	-	-	-	-	-	-
BED 2 睡房 2	TV/FM Outlet 電視/電台天線插座	1	1	1	1	1	1	1	1	1	1
	Telephone Outlet 電話接駁位	1	1	1	1	1	1	1	1	1	1
	13A Twin Socket Outlet 13A雙位電插座	1	1	1	1	1	1	1	1	1	1
	13A Single Socket Outlet 13A單位電插座	2	1	2	1	2	1	2	1	2	1
	Lighting Switch 燈掣	1	1	1	1	1	1	1	1	1	1
	Lighting Point 燈位	2	1	2	1	2	1	2	1	2	1
	Connection Unit for A/C Unit 空調機開關掣	1	1	1	1	1	1	1	1	1	1
BED 3 睡房 3	TV/FM Outlet 電視/電台天線插座	1	1	1	1	1	1	1	1	1	1
	Telephone Outlet 電話接駁位	1	1	1	1	1	1	1	1	1	1
	13A Twin Socket Outlet 13A雙位電插座	1	1	1	1	1	1	1	1	1	1
	13A Single Socket Outlet 13A單位電插座	1	1	1	1	1	1	1	1	1	1
	Lighting Switch 燈掣	1	1	1	1	1	1	1	1	1	1
	Lighting Point 燈位	1	1	1	1	1	1	1	1	1	1
	Connection Unit for A/C Unit 空調機開關掣	1	1	1	1	1	1	1	1	1	1
U.T. 工作間	13A Single Socket Outlet 13A單位電插座	1	1	1	1	1	1	1	1	1	1
	Lighting Switch 燈掣	1	1	1	1	1	1	1	1	1	1
	Lighting Point 燈位	1	1	1	1	1	1	1	1	1	1
	Lighting Switch & Exhaust Fan Switch 燈掣與抽氣扇開關掣	1	1	1	1	1	1	1	1	1	1
	Miniature Circuit Breakers Board 總電掣箱	1	1	1	1	1	1	1	1	1	1
	Connection Unit for A/C Unit 空調機開關掣	1	1	1	1	-	-	-	-	-	-

*No designation of 4/F.

*不設4樓。

FITTINGS, FINISHES AND APPLIANCES
裝置、裝修物料及設備

SCHEDULE OF MECHANICAL & ELECTRICAL PROVISIONS OF RESIDENTIAL UNITS
住宅單位機電裝置數量說明表

THE TERRACE Tower 1
名庭 第一座

Floor 樓層		G/F 地下		1/F 1樓		2/F 2樓		3/F, 5/F-6/F 3樓, 5樓至6樓		7/F 7樓	
Unit 單位		A	B	A	B	A	B	A	B	A	B
KIT. 廚房	13A Twin Socket Outlet 13A雙位電插座	2	2	2	2	2	2	2	2	2	2
	13A Single Socket Outlet 13A單位電插座	7	7	7	7	7	7	7	7	7	7
	Fuse Spur Unit 接線座	1	2	1	1	2	2	1	1	1	1
	20A Connection Unit 20A保險菲士蘇	2	2	2	2	2	2	2	2	2	2
	Water Outlet Connection Point for Washing Machine 洗衣機去水位	1	1	1	1	1	1	1	1	1	1
	Water Inlet Connection Point for Washing Machine 洗衣機來水位	1	1	1	1	1	1	1	1	1	1
	Lighting Switch 燈掣	-	1	1	1	-	-	-	-	-	-
	Lighting Point 燈位	7	8	6	6	6	6	6	6	6	6
	Lighting Switch & Exhaust Fan Switch 燈掣與抽氣扇開關掣	-	-	-	-	1	1	1	1	1	1
	Towngas Water Heater 煤氣熱水爐	2	2	2	2	2	2	-	-	-	-
	Towngas Water Heater Remote Control 煤氣熱水爐溫度控制器	1	1	1	1	1	1	1	1	1	1
	Door Bell 門鈴	2	2	1	2	2	2	2	2	2	2
	Security Alarm Key Pad 保安系統制開關控制器	1	1	1	1	-	-	-	-	-	-
	Audio / Visual Secuirty Alarm 保安系統閃燈警鐘	1	1	1	1	-	-	-	-	-	-
M.BATH 主人浴室	13A Single Socket Outlet 13A單位電插座	1	1	1	1	1	1	1	1	1	1
	Lighting Point 燈位	6	4	4	4	5	4	5	4	4	3
	Towngas Water Heater Remote Control 煤氣熱水爐溫度控制器	1	1	1	1	1	1	1	1	1	1
	PIR Sensor 紅外線感測器	1	1	-	-	-	-	-	-	-	-
BATH 1 浴室1	13A Single Socket Outlet 13A單位電插座	1	1	1	1	1	1	1	1	1	1
	Lighting Point 燈位	3	3	3	3	3	3	3	3	3	3
	Towngas Water Heater Remote Control 煤氣熱水爐溫度控制器	1	1	1	1	1	1	1	1	1	1
BATH 2 浴室 2	13A Single Socket Outlet 13A單位電插座	1	1	1	1	1	1	1	1	1	1
	Lighting Point 燈位	3	3	3	3	3	3	3	3	3	3
	Towngas Water Heater Remote Control 煤氣熱水爐溫度控制器	1	1	1	1	1	1	1	1	1	1
	PIR Sensor 紅外線感測器	-	1	-	-	-	-	-	-	-	-
LAV. 洗手間	Lighting Point 燈位	1	1	1	1	1	1	1	1	1	1
GARDEN 花園	13A Waterproof Single Socket Outlet 13A防水單位電插座	1	1	-	-	-	-	-	-	-	-
	Lighting Point 燈位	4	5	1	1	-	-	-	-	-	-
	Isolator for Outdoor Air Conditioner 室外空調機開關掣	-	2	-	-	-	-	-	-	-	-
	PIR Sensor 紅外線感測器	-	1	1	1	-	-	-	-	-	-
A/C PLATFORM 空調機平台	Isolator for Outdoor Air Conditioner 室外空調機開關掣	2	-	-	-	-	-	-	-	-	-
A/C PLANT ROOM 空調機房	Lighting Switch 燈掣	-	-	1	1	-	-	1	1	2	2
	Lighting Point 燈位	-	-	1	2	-	-	2	2	3	3
	Isolator for Outdoor Air Conditioner 室外空調機開關掣	-	-	2	2	-	-	2	2	3	3
	Towngas Water Heater 煤氣熱水爐	-	-	-	-	-	-	2	2	2	2
	Fuse Spur Unit 接線座	-	-	-	-	-	-	2	2	2	2
BAL. 露台	Lighting Point 燈位	-	-	1	1	1	1	1	1	1	1
Internal Staircase 室內樓梯	Lighting Point 燈位	-	-	-	-	-	-	-	-	2	2
U.P. 工作平台	Lighting Point 燈位	-	-	-	-	1	1	1	1	1	1
FLAT ROOF 平台	Isolator for Outdoor Air Conditioner 室外空調機開關掣	-	-	-	-	2	2	-	-	-	-
ROOF 天台	13A Waterproof Single Socket Outlet 13A防水單位電插座	-	-	-	-	-	-	-	-	1	1
	Lighting Point 燈位	-	-	-	-	-	-	-	-	15	15
Private Lift Lobby 私人升降機大堂	Lighting Point 燈位	2	2	-	2	2	2	2	2	2	2
	Door Bell Push Button 門鈴按鈕	1	1	-	1	1	1	1	1	1	1

*No designation of 4/F.
*不設4樓。

FITTINGS, FINISHES AND APPLIANCES
裝置、裝修物料及設備

SCHEDULE OF MECHANICAL & ELECTRICAL PROVISIONS OF RESIDENTIAL UNITS
住宅單位機電裝置數量說明表

THE TERRACE Tower 2
名庭 第二座

Floor 樓層		G/F 地下		1/F 1樓		2/F 2樓		3/F, 5/F-6/F 3樓, 5樓至6樓		7/F 7樓	
Unit 單位		A	B	A	B	A	B	A	B	A	B
Main Entrance 大門入口	Door Bell Push Button 門鈴按鈕	1	1	1	1	1	1	1	1	1	1
LIV. & DIN. 客廳及飯廳	TV/FM Outlet 電視/電台天線插座	2	2	2	2	2	2	2	2	2	2
	Telephone Outlet 電話接駁位	2	2	2	2	2	2	2	2	2	2
	Internet Connection Point 互聯網接駁位	-	-	-	-	-	-	-	-	2	2
	13A Twin Socket Outlet 13A雙位電插座	2	2	2	2	2	2	2	2	2	2
	13A Single Socket Outlet 13A單位電插座	1	1	1	1	1	1	1	1	1	1
	Lighting Switch & Exhaust Fan Switch 燈掣與抽氣扇開關掣	2	2	2	2	2	2	2	2	2	2
	Lighting Switch 燈掣	3	3	3	3	3	3	3	3	4	4
	Lighting Point 燈位	3	3	3	4	3	3	3	3	3	3
	Video Door Phone 視像對講機	1	1	1	1	1	1	1	1	1	1
	Connection Unit for A/C Unit 空調機開關掣	2	2	2	2	2	2	2	2	2	2
	Glass Break Sensor 玻璃破碎探測器	1	1	-	-	-	-	-	-	-	-
	Door / Window Contact 門/窗磁接觸探測器	2	2	-	-	-	-	-	-	-	-
M.BED 主人睡房	TV/FM Outlet 電視/電台天線插座	1	1	1	1	1	1	1	1	1	1
	Telephone Outlet 電話接駁位	1	1	1	1	1	1	1	1	1	1
	Internet Connection Point 互聯網接駁位	-	-	-	-	-	-	-	-	1	1
	13A Twin Socket Outlet 13A雙位電插座	1	1	1	1	1	1	1	1	1	1
	13A Single Socket Outlet 13A單位電插座	2	2	2	2	2	2	2	2	2	2
	Lighting Switch & Exhaust Fan Switch 燈掣與抽氣扇開關掣	1	1	1	1	1	1	1	1	1	1
	Lighting Switch 燈掣	1	1	1	1	1	1	1	1	1	1
	Lighting Point 燈位	2	2	2	2	2	2	2	2	2	2
	Connection Unit for A/C Unit 空調機開關掣	1	1	1	1	1	1	1	1	1	1
	Glass Break Sensor 玻璃破碎探測器	1	1	-	-	-	-	-	-	-	-
	Door / Window Contact 門/窗磁接觸探測器	2	2	-	-	-	-	-	-	-	-
BED 1 睡房 1	TV/FM Outlet 電視/電台天線插座	1	1	1	1	1	1	1	1	1	1
	Telephone Outlet 電話接駁位	1	1	1	1	1	1	1	1	1	1
	Internet Connection Point 互聯網接駁位	-	-	-	-	-	-	-	-	1	1
	13A Twin Socket Outlet 13A雙位電插座	1	1	1	1	1	1	1	1	1	1
	13A Single Socket Outlet 13A單位電插座	2	2	2	2	2	2	2	2	1	1
	Lighting Switch & Exhaust Fan Switch 燈掣與抽氣扇開關掣	1	1	1	1	1	1	1	1	1	1
	Lighting Switch 燈掣	1	1	1	1	1	1	1	1	1	1
	Lighting Point 燈位	2	2	2	2	2	2	2	2	2	2
	Connection Unit for A/C Unit 空調機開關掣	1	1	1	1	1	1	1	1	1	1
	Glass Break Sensor 玻璃破碎探測器	1	1	-	-	-	-	-	-	-	-
	Door / Window Contact 門/窗磁接觸探測器	2	2	-	-	-	-	-	-	-	-
BED 2 睡房 2	TV/FM Outlet 電視/電台天線插座	1	1	1	1	1	1	1	1	1	1
	Telephone Outlet 電話接駁位	1	1	1	1	1	1	1	1	1	1
	13A Twin Socket Outlet 13A雙位電插座	1	1	1	1	1	1	1	1	1	1
	13A Single Socket Outlet 13A單位電插座	1	1	1	1	1	1	1	1	1	1
	Lighting Switch 燈掣	1	1	1	1	1	1	1	1	1	1
	Lighting Point 燈位	1	1	1	1	1	1	1	1	1	1
	Connection Unit for A/C Unit 空調機開關掣	1	1	1	1	1	1	1	1	1	1
BED 3 睡房 3	TV/FM Outlet 電視/電台天線插座	1	1	1	1	1	1	1	1	1	1
	Telephone Outlet 電話接駁位	1	1	1	1	1	1	1	1	1	1
	13A Twin Socket Outlet 13A雙位電插座	1	1	1	1	1	1	1	1	1	1
	13A Single Socket Outlet 13A單位電插座	1	1	1	1	1	1	1	1	1	1
	Lighting Switch 燈掣	1	1	1	1	1	1	1	1	1	1
	Lighting Point 燈位	1	1	1	1	1	1	1	1	1	1
	Connection Unit for A/C Unit 空調機開關掣	1	1	1	1	1	1	1	1	1	1
U.T. 工作間	13A Single Socket Outlet 13A單位電插座	1	1	1	1	1	1	1	1	1	1
	Lighting Switch 燈掣	1	1	1	1	1	1	1	1	1	1
	Lighting Point 燈位	1	1	1	1	1	1	1	1	1	1
	Lighting Switch & Exhaust Fan Switch 燈掣與抽氣扇開關掣	1	1	1	1	1	1	1	1	1	1
	Miniature Circuit Breakers Board 總電掣箱	1	1	1	1	1	1	1	1	1	1
	Connection Unit for A/C Unit 空調機開關掣	1	1	1	1	-	-	-	-	-	-

*No designation of 4/F.
*不設4樓。

FITTINGS, FINISHES AND APPLIANCES
裝置、裝修物料及設備

SCHEDULE OF MECHANICAL & ELECTRICAL PROVISIONS OF RESIDENTIAL UNITS
住宅單位機電裝置數量說明表

THE TERRACE Tower 2
名庭 第二座

Floor 樓層		G/F 地下		1/F 1樓		2/F 2樓		3/F, 5/F-6/F 3樓, 5樓至6樓		7/F 7樓	
Unit 單位		A	B	A	B	A	B	A	B	A	B
KIT. 廚房	13A Twin Socket Outlet 13A雙位電插座	2	2	2	2	2	2	2	2	2	2
	13A Single Socket Outlet 13A單位電插座	7	7	7	7	7	7	7	7	7	7
	Fuse Spur Unit 接線座	2	1	1	1	2	2	1	1	1	1
	20A Connection Unit 20A保險菲士蘇	2	2	2	2	2	2	2	2	2	2
	Water Outlet Connection Point for Washing Machine 洗衣機去水位	1	1	1	1	1	1	1	1	1	1
	Water Inlet Connection Point for Washing Machine 洗衣機來水位	1	1	1	1	1	1	1	1	1	1
	Lighting Switch 燈掣	1	1	1	1	-	-	-	-	-	-
	Lighting Point 燈位	8	7	6	6	6	6	6	6	6	6
	Lighting Switch & Exhaust Fan Switch 燈掣與抽氣扇開關掣	-	-	-	-	1	1	1	1	1	1
	Towngas Water Heater 煤氣熱水爐	2	2	2	2	2	2	-	-	-	-
	Towngas Water Heater Remote Control 煤氣熱水爐溫度控制器	1	1	1	1	1	1	1	1	1	1
	Door Bell 門鈴	2	2	2	1	2	2	2	2	2	2
	Security Alarm Key Pad 保安系統制開關控制器	1	1	1	1	-	-	-	-	-	-
	Audio / Visual Secuirty Alarm 保安系統閃燈警鐘	1	1	1	1	-	-	-	-	-	-
M.BATH 主人浴室	13A Single Socket Outlet 13A單位電插座	1	1	1	1	1	1	1	1	1	1
	Lighting Point 燈位	4	4	4	4	4	4	4	4	3	3
	Towngas Water Heater Remote Control 煤氣熱水爐溫度控制器	1	1	1	1	1	1	1	1	1	1
	PIR Sensor 紅外線感測器	1	1	-	-	-	-	-	-	-	-
BATH 1 浴室1	13A Single Socket Outlet 13A單位電插座	1	1	1	1	1	1	1	1	1	1
	Lighting Point 燈位	3	3	3	3	3	3	3	3	3	3
	Towngas Water Heater Remote Control 煤氣熱水爐溫度控制器	1	1	1	1	1	1	1	1	1	1
BATH 2 浴室 2	13A Single Socket Outlet 13A單位電插座	1	1	1	1	1	1	1	1	1	1
	Lighting Point 燈位	3	3	3	3	3	3	3	3	3	3
	Towngas Water Heater Remote Control 煤氣熱水爐溫度控制器	1	1	1	1	1	1	1	1	1	1
	PIR Sensor 紅外線感測器	1	1	-	-	-	-	-	-	-	-
LAV. 洗手間	Lighting Point 燈位	1	1	1	1	1	1	1	1	1	1
GARDEN 花園	13A Waterproof Single Socket Outlet 13A防水單位電插座	1	1	-	-	-	-	-	-	-	-
	Lighting Point 燈位	5	5	1	1	-	-	-	-	-	-
	Isolator for Outdoor Air Conditioner 室外空調機開關掣	2	2	-	-	-	-	-	-	-	-
	PIR Sensor 紅外線感測器	1	1	1	1	-	-	-	-	-	-
A/C PLANT ROOM 空調機房	Lighting Switch 燈掣	-	-	1	1	-	-	1	1	2	2
	Lighting Point 燈位	-	-	2	1	-	-	2	2	3	3
	Isolator for Outdoor Air Conditioner 室外空調機開關掣	-	-	2	2	-	-	2	2	3	3
	Towngas Water Heater 煤氣熱水爐	-	-	-	-	-	-	2	2	2	2
	Fuse Spur Unit 接線座	-	-	-	-	-	-	2	2	2	2
BAL. 露台	Lighting Point 燈位	-	-	1	1	1	1	1	1	1	1
Internal Staircase 室內樓梯	Lighting Point 燈位	-	-	-	-	-	-	-	-	2	2
U.P. 工作平台	Lighting Point 燈位	-	-	-	-	1	1	1	1	1	1
FLAT ROOF 平台	Isolator for Outdoor Air Conditioner 室外空調機開關掣	-	-	-	-	2	2	-	-	-	-
ROOF 天台	13A Waterproof Single Socket Outlet 13A防水單位電插座	-	-	-	-	-	-	-	-	1	1
	Lighting Point 燈位	-	-	-	-	-	-	-	-	15	15
Private Lift Lobby 私人升降機大堂	Lighting Point 燈位	2	2	2	-	2	2	2	2	2	2
	Door Bell Push Button 門鈴按鈕	1	1	1	-	1	1	1	1	1	1

*No designation of 4/F.
*不設4樓。

FITTINGS, FINISHES AND APPLIANCES

裝置、裝修物料及設備

SCHEDULE OF MECHANICAL & ELECTRICAL PROVISIONS OF RESIDENTIAL UNITS

住宅單位機電裝置數量說明表

THE TERRACE Tower 3

名庭 第三座

Floor 樓層		G/F 地下		1/F 1樓		2/F-3/F, 5/F-6/F 2樓至3樓, 5樓至6樓		7/F 7樓	
Unit 單位		A	B	A	B	A	B	A	B
Main Entrance 大門入口	Door Bell Push Button 門鈴按鈕	1	1	1	1	1	1	1	1
LIV. & DIN. 客廳及飯廳	TV/FM Outlet 電視/電台天線插座	2	2	2	2	2	2	2	2
	Telephone Outlet 電話接駁位	2	2	2	2	2	2	2	2
	Internet Connection Point 互聯網接駁位	-	-	-	-	-	-	2	2
	13A Twin Socket Outlet 13A雙位電插座	2	2	2	2	2	2	2	2
	13A Single Socket Outlet 13A單位電插座	1	1	1	1	1	1	1	1
	Lighting Switch & Exhaust Fan Switch 燈掣與抽氣扇開關掣	2	2	2	2	2	2	2	2
	Lighting Switch 燈掣	3	3	3	3	3	3	4	4
	Lighting Point 燈位	4	3	3	3	3	3	3	3
	Video Door Phone 視像對講機	1	1	1	1	1	1	1	1
	Connection Unit for A/C Unit 空調機開關掣	2	2	2	2	2	2	2	2
	Glass Break Sensor 玻璃破碎探測器	1	1	-	-	-	-	-	-
	Door/ Window Contact 門/窗磁接觸探測器	2	2	-	-	-	-	-	-
M.BED 主人睡房	TV/FM Outlet 電視/電台天線插座	1	1	1	1	1	1	1	1
	Telephone Outlet 電話接駁位	1	1	1	1	1	1	1	1
	Internet Connection Point 互聯網接駁位	-	-	-	-	-	-	1	1
	13A Twin Socket Outlet 13A雙位電插座	1	1	1	1	1	1	1	1
	13A Single Socket Outlet 13A單位電插座	2	2	2	2	2	2	2	2
	Lighting Switch & Exhaust Fan Switch 燈掣與抽氣扇開關掣	1	1	1	1	1	1	1	1
	Lighting Switch 燈掣	1	1	1	1	1	1	1	1
	Lighting Point 燈位	2	2	2	2	2	2	2	2
	Connection Unit for A/C Unit 空調機開關掣	1	1	1	1	1	1	1	1
	Glass Break Sensor 玻璃破碎探測器	1	1	-	-	-	-	-	-
	Door/ Window Contact 門/窗磁接觸探測器	2	2	-	-	-	-	-	-
BED 1 睡房 1	TV/FM Outlet 電視/電台天線插座	1	1	1	1	1	1	1	1
	Telephone Outlet 電話接駁位	1	1	1	1	1	1	1	1
	Internet Connection Point 互聯網接駁位	-	-	-	-	-	-	1	1
	13A Twin Socket Outlet 13A雙位電插座	1	1	1	1	1	1	1	1
	13A Single Socket Outlet 13A單位電插座	2	2	2	2	2	2	1	1
	Lighting Switch & Exhaust Fan Switch 燈掣與抽氣扇開關掣	1	1	1	1	1	1	1	1
	Lighting Switch 燈掣	1	1	1	1	1	1	1	1
	Lighting Point 燈位	2	2	2	2	2	2	2	2
	Connection Unit for A/C Unit 空調機開關掣	1	1	1	1	1	1	1	1
	Glass Break Sensor 玻璃破碎探測器	1	1	-	-	-	-	-	-
	Door/ Window Contact 門/窗磁接觸探測器	2	2	-	-	-	-	-	-
BED 2 睡房 2	TV/FM Outlet 電視/電台天線插座	1	1	1	1	1	1	1	1
	Telephone Outlet 電話接駁位	1	1	1	1	1	1	1	1
	13A Twin Socket Outlet 13A雙位電插座	1	1	1	1	1	1	1	1
	13A Single Socket Outlet 13A單位電插座	1	1	1	1	1	1	1	1
	Lighting Switch 燈掣	1	1	1	1	1	1	1	1
	Lighting Point 燈位	1	1	1	1	1	1	1	1
	Connection Unit for A/C Unit 空調機開關掣	1	1	1	1	1	1	1	1
BED 3 睡房 3	TV/FM Outlet 電視/電台天線插座	1	1	1	1	1	1	1	1
	Telephone Outlet 電話接駁位	1	1	1	1	1	1	1	1
	13A Twin Socket Outlet 13A雙位電插座	1	1	1	1	1	1	1	1
	13A Single Socket Outlet 13A單位電插座	1	1	1	1	1	1	1	1
	Lighting Switch 燈掣	1	1	1	1	1	1	1	1
	Lighting Point 燈位	1	1	1	1	1	1	1	1
	Connection Unit for A/C Unit 空調機開關掣	1	1	1	1	1	1	1	1
U.T. 工作間	13A Single Socket Outlet 13A單位電插座	1	1	1	1	1	1	1	1
	Lighting Switch 燈掣	-	1	1	1	1	1	1	1
	Lighting Point 燈位	1	1	1	1	1	1	1	1
	Lighting Switch & Exhaust Fan Switch 燈掣與抽氣扇開關掣	1	1	1	1	1	1	1	1
	Miniature Circuit Breakers Board 總電掣箱	1	1	1	1	1	1	1	1
	Connection Unit for A/C Unit 空調機開關掣	1	1	-	-	-	-	-	-

*No designation of 4/F.

*不設4樓。

FITTINGS, FINISHES AND APPLIANCES
裝置、裝修物料及設備

SCHEDULE OF MECHANICAL & ELECTRICAL PROVISIONS OF RESIDENTIAL UNITS
住宅單位機電裝置數量說明表

THE TERRACE Tower 3
名庭 第三座

Floor 樓層		G/F 地下		1/F 1樓		2/F-3/F, 5/F-6/F 2樓至3樓, 5樓至6樓		7/F 7樓	
Unit 單位		A	B	A	B	A	B	A	B
KIT. 廚房	13A Twin Socket Outlet 13A雙位電插座	2	2	2	2	2	2	2	2
	13A Single Socket Outlet 13A單位電插座	7	7	7	7	7	7	7	7
	Fuse Spur Unit 接線座	1	1	2	2	1	1	1	1
	20A Connection Unit 20A保險菲士蘇	2	2	2	2	2	2	2	2
	Water Outlet Connection Point for Washing Machine 洗衣機去水位	1	1	1	1	1	1	1	1
	Water Inlet Connection Point for Washing Machine 洗衣機來水位	1	1	1	1	1	1	1	1
	Lighting Switch 燈掣	1	1	-	-	-	-	-	-
	Lighting Point 燈位	6	6	6	6	6	6	6	6
	Lighting Switch & Exhaust Fan Switch 燈掣與抽氣扇開關掣	-	-	1	1	1	1	1	1
	Towngas Water Heater 煤氣熱水爐	2	2	2	2	-	-	-	-
	Towngas Water Heater Remote Control 煤氣熱水爐溫度控制器	1	1	1	1	1	1	1	1
	Door Bell 門鈴	1	2	2	2	2	2	2	2
	Security Alarm Key Pad 保安系統制開關控制器	1	1	-	-	-	-	-	-
	Audio / Visual Secuirty Alarm 保安系統閃燈警鐘	1	1	-	-	-	-	-	-
M.BATH 主人浴室	13A Single Socket Outlet 13A單位電插座	1	1	1	1	1	1	1	1
	Lighting Point 燈位	4	4	4	4	4	4	3	3
	Towngas Water Heater Remote Control 煤氣熱水爐溫度控制器	1	1	1	1	1	1	1	1
	PIR Sensor 紅外線感測器	1	1	-	-	-	-	-	-
BATH 1 浴室1	13A Single Socket Outlet 13A單位電插座	1	1	1	1	1	1	1	1
	Lighting Point 燈位	3	3	3	3	3	3	3	3
	Towngas Water Heater Remote Control 煤氣熱水爐溫度控制器	1	1	1	1	1	1	1	1
BATH 2 浴室 2	13A Single Socket Outlet 13A單位電插座	1	1	1	1	1	1	1	1
	Lighting Point 燈位	3	3	3	3	3	3	3	3
	Towngas Water Heater Remote Control 煤氣熱水爐溫度控制器	1	1	1	1	1	1	1	1
	PIR Sensor 紅外線感測器	1	1	-	-	-	-	-	-
LAV. 洗手間	Lighting Point 燈位	1	1	1	1	1	1	1	1
GARDEN 花園	13A Waterproof Single Socket Outlet 13A防水單位電插座	1	1	-	-	-	-	-	-
	Lighting Point 燈位	5	5	-	-	-	-	-	-
	PIR Sensor 紅外線感測器	1	1	-	-	-	-	-	-
A/C PLANT ROOM 空調機房	Lighting Switch 燈掣	1	1	-	-	1	1	2	2
	Lighting Point 燈位	1	2	-	-	2	2	3	3
	Isolator for Outdoor Air Conditioner 室外空調機開關掣	2	2	-	-	2	2	3	3
	Towngas Water Heater 煤氣熱水爐	-	-	-	-	2	2	2	2
	Fuse Spur Unit 接線座	-	-	-	-	2	2	2	2
BAL. 露台	Lighting Point 燈位	-	-	1	1	1	1	-	-
Internal Staircase 室內樓梯	Lighting Point 燈位	-	-	-	-	-	-	2	2
U.P. 工作平台	Lighting Point 燈位	-	-	1	1	1	1	1	1
FLAT ROOF 平台	Isolator for Outdoor Air Conditioner 室外空調機開關掣	-	-	2	2	-	-	-	-
ROOF 天台	13A Waterproof Single Socket Outlet 13A防水單位電插座	-	-	-	-	-	-	1	1
	Lighting Point 燈位	-	-	-	-	-	-	15	15
Private Lift Lobby 私人升降機大堂	Lighting Point 燈位	-	2	2	2	2	2	2	2
	Door Bell Push Button 門鈴按鈕	-	1	1	1	1	1	1	1

*No designation of 4/F.
*不設4樓。

FITTINGS, FINISHES AND APPLIANCES

裝置、裝修物料及設備

SCHEDULE OF MECHANICAL & ELECTRICAL PROVISIONS OF RESIDENTIAL UNITS

住宅單位機電裝置數量說明表

THE TERRACE Tower 5

名庭 第五座

Floor 樓層		G/F 地下		1/F 1樓		2/F-3/F, 5/F-6/F 2樓至3樓, 5樓至6樓		7/F 7樓	
Unit 單位		A	B	A	B	A	B	A	B
Main Entrance 大門入口	Door Bell Push Button 門鈴按鈕	1	1	1	1	1	1	1	1
LIV. & DIN. 客廳及飯廳	TV/FM Outlet 電視/電台天線插座	2	2	2	2	2	2	2	2
	Telephone Outlet 電話接駁位	2	2	2	2	2	2	2	2
	Internet Connection Point 互聯網接駁位	-	-	-	-	-	-	2	2
	13A Twin Socket Outlet 13A雙位電插座	2	2	2	2	2	2	2	2
	13A Single Socket Outlet 13A單位電插座	1	1	1	1	1	1	1	1
	Lighting Switch & Exhaust Fan Switch 燈掣與抽氣扇開關掣	2	2	2	2	2	2	2	2
	Lighting Switch 燈掣	3	3	3	3	3	3	4	4
	Lighting Point 燈位	3	4	3	4	3	4	3	4
	Video Door Phone 視像對講機	1	1	1	1	1	1	1	1
	Connection Unit for A/C Unit 空調機開關掣	2	2	2	2	2	2	2	2
	Glass Break Sensor 玻璃破碎探測器	1	1	-	-	-	-	-	-
	Door / Window Contact 門/窗磁接觸探測器	2	2	-	-	-	-	-	-
M.BED 主人睡房	TV/FM Outlet 電視/電台天線插座	1	1	1	1	1	1	1	1
	Telephone Outlet 電話接駁位	1	1	1	1	1	1	1	1
	Internet Connection Point 互聯網接駁位	-	-	-	-	-	-	1	1
	13A Twin Socket Outlet 13A雙位電插座	1	1	1	1	1	1	1	1
	13A Single Socket Outlet 13A單位電插座	2	2	2	2	2	2	2	2
	Lighting Switch & Exhaust Fan Switch 燈掣與抽氣扇開關掣	1	1	1	1	1	1	1	1
	Lighting Switch 燈掣	1	1	1	1	1	1	1	1
	Lighting Point 燈位	2	2	2	2	2	2	2	2
	Connection Unit for A/C Unit 空調機開關掣	1	1	1	1	1	1	1	2
	Glass Break Sensor 玻璃破碎探測器	1	1	-	-	-	-	-	-
	Door / Window Contact 門/窗磁接觸探測器	2	2	-	-	-	-	-	-
BED 1 睡房 1	TV/FM Outlet 電視/電台天線插座	1	1	1	1	1	1	1	1
	Telephone Outlet 電話接駁位	1	1	1	1	1	1	1	1
	Internet Connection Point 互聯網接駁位	-	-	-	-	-	-	1	1
	13A Twin Socket Outlet 13A雙位電插座	1	1	1	1	1	1	1	1
	13A Single Socket Outlet 13A單位電插座	2	2	2	2	2	2	1	1
	Lighting Switch & Exhaust Fan Switch 燈掣與抽氣扇開關掣	1	1	1	1	1	1	1	1
	Lighting Switch 燈掣	1	1	1	1	1	1	1	1
	Lighting Point 燈位	2	2	2	2	2	2	2	2
	Connection Unit for A/C Unit 空調機開關掣	1	1	1	1	1	1	1	1
	Glass Break Sensor 玻璃破碎探測器	1	1	-	-	-	-	-	-
	Door / Window Contact 門/窗磁接觸探測器	2	2	-	-	-	-	-	-
BED 2 睡房 2	TV/FM Outlet 電視/電台天線插座	1	1	1	1	1	1	1	1
	Telephone Outlet 電話接駁位	1	1	1	1	1	1	1	1
	13A Twin Socket Outlet 13A雙位電插座	1	1	1	1	1	1	1	1
	13A Single Socket Outlet 13A單位電插座	1	2	1	2	1	2	1	1
	Lighting Switch 燈掣	1	1	1	1	1	1	1	1
	Lighting Point 燈位	1	2	1	2	1	1	1	2
	Connection Unit for A/C Unit 空調機開關掣	1	1	1	1	1	1	1	1
	Glass Break Sensor 玻璃破碎探測器	-	1	-	-	-	-	-	-
	Door / Window Contact 門/窗磁接觸探測器	-	1	-	-	-	-	-	-
BED 3 睡房 3	TV/FM Outlet 電視/電台天線插座	1	1	1	1	1	1	1	1
	Telephone Outlet 電話接駁位	1	1	1	1	1	1	1	1
	13A Twin Socket Outlet 13A雙位電插座	1	1	1	1	1	1	1	1
	13A Single Socket Outlet 13A單位電插座	1	1	1	1	1	1	1	1
	Lighting Switch 燈掣	1	1	1	1	1	1	1	1
	Lighting Point 燈位	1	1	1	1	1	1	1	1
	Connection Unit for A/C Unit 空調機開關掣	1	1	1	1	1	1	1	1
	Glass Break Sensor 玻璃破碎探測器	-	1	-	-	-	-	-	-
	Door / Window Contact 門/窗磁接觸探測器	-	1	-	-	-	-	-	-
U.T. 工作間	13A Single Socket Outlet 13A單位電插座	1	1	1	1	1	1	1	1
	Lighting Switch 燈掣	-	1	1	1	1	1	1	1
	Lighting Point 燈位	1	1	1	1	1	1	1	1
	Lighting Switch & Exhaust Fan Switch 燈掣與抽氣扇開關掣	1	1	1	1	1	1	1	1
	Miniature Circuit Breakers Board 總電掣箱	1	1	1	1	1	1	1	1
	Connection Unit for A/C Unit 空調機開關掣	1	1	-	-	-	-	-	-

*No designation of 4/F.

*不設4樓。

FITTINGS, FINISHES AND APPLIANCES
裝置、裝修物料及設備

SCHEDULE OF MECHANICAL & ELECTRICAL PROVISIONS OF RESIDENTIAL UNITS
住宅單位機電裝置數量說明表

THE TERRACE Tower 5
名庭 第五座

Floor 樓層		G/F 地下		1/F 1樓		2/F-3/F, 5/F-6/F 2樓至3樓, 5樓至6樓		7/F 7樓	
Unit 單位		A	B	A	B	A	B	A	B
KIT. 廚房	13A Twin Socket Outlet 13A雙位電插座	2	2	2	2	2	2	2	2
	13A Single Socket Outlet 13A單位電插座	7	7	7	7	7	7	7	7
	Fuse Spur Unit 接線座	1	1	2	2	1	1	1	1
	20A Connection Unit 20A保險菲士蘇	2	2	2	2	2	2	2	2
	Water Outlet Connection Point for Washing Machine 洗衣機去水位	1	1	1	1	1	1	1	1
	Water Inlet Connection Point for Washing Machine 洗衣機來水位	1	1	1	1	1	1	1	1
	Lighting Switch 燈掣	1	1	-	-	-	-	-	-
	Lighting Point 燈位	6	6	6	6	6	6	6	6
	Lighting Switch & Exhaust Fan Switch 燈掣與抽氣扇開關掣	-	-	1	1	1	1	1	1
	Towngas Water Heater 煤氣熱水爐	2	2	2	2	-	-	-	-
	Towngas Water Heater Remote Control 煤氣熱水爐溫度控制器	1	1	1	1	1	1	1	1
	Door Bell 門鈴	2	1	2	2	2	2	2	2
	Security Alarm Key Pad 保安系統制開關控制器	1	1	-	-	-	-	-	-
	Audio / Visual Secuirty Alarm 保安系統閃燈警鐘	1	1	-	-	-	-	-	-
M.BATH 主人浴室	13A Single Socket Outlet 13A單位電插座	1	1	1	1	1	1	1	1
	Lighting Point 燈位	4	6	4	5	4	5	3	4
	Towngas Water Heater Remote Control 煤氣熱水爐溫度控制器	1	1	1	1	1	1	1	1
	PIR Sensor 紅外線感測器	1	-	-	-	-	-	-	-
BATH 1 浴室1	13A Single Socket Outlet 13A單位電插座	1	1	1	1	1	1	1	1
	Lighting Point 燈位	3	3	3	3	3	3	2	2
	Towngas Water Heater Remote Control 煤氣熱水爐溫度控制器	1	1	1	1	1	1	1	1
BATH 2 浴室 2	13A Single Socket Outlet 13A單位電插座	1	1	1	1	1	1	1	1
	Lighting Point 燈位	3	2	3	2	3	2	3	2
	Towngas Water Heater Remote Control 煤氣熱水爐溫度控制器	1	1	1	1	1	1	1	1
	PIR Sensor 紅外線感測器	1	-	-	-	-	-	-	-
LAV. 洗手間	Lighting Point 燈位	1	1	1	1	1	1	1	1
GARDEN 花園	13A Waterproof Single Socket Outlet 13A防水單位電插座	1	1	-	-	-	-	-	-
	Lighting Point 燈位	5	5	-	-	-	-	-	-
	PIR Sensor 紅外線感測器	1	1	-	-	-	-	-	-
A/C PLANT ROOM 空調機房	Lighting Switch 燈掣	1	1	-	-	1	1	2	2
	Lighting Point 燈位	2	1	-	-	2	2	3	3
	Isolator for Outdoor Air Conditioner 室外空調機開關掣	2	2	-	-	2	2	3	3
	Towngas Water Heater 煤氣熱水爐	-	-	-	-	2	2	2	2
	Fuse Spur Unit 接線座	-	-	-	-	2	2	2	2
BAL. 露台	Lighting Point 燈位	-	-	1	1	1	1	1	1
Internal Staircase 室內樓梯	Lighting Point 燈位	-	-	-	-	-	-	2	2
U.P. 工作平台	Lighting Point 燈位	-	-	1	1	1	1	1	1
FLAT ROOF 平台	Isolator for Outdoor Air Conditioner 室外空調機開關掣	-	-	2	2	-	-	-	-
ROOF 天台	13A Waterproof Single Socket Outlet 13A防水單位電插座	-	-	-	-	-	-	1	1
	Lighting Point 燈位	-	-	-	-	-	-	15	16
Private Lift Lobby 私人升降機大堂	Lighting Point 燈位	2	-	2	2	2	2	2	2
	Door Bell Push Button 門鈴按鈕	1	-	1	1	1	1	1	1

*No designation of 4/F.
*不設4樓。

FITTINGS, FINISHES AND APPLIANCES
裝置、裝修物料及設備

SCHEDULE OF MECHANICAL & ELECTRICAL PROVISIONS OF RESIDENTIAL UNITS
住宅單位機電裝置數量說明表

THE TERRACE Tower 6
名庭 第六座

Floor 樓層		G/F 地下		1/F 1樓		2/F-3/F, 5/F 2樓至3樓, 5樓		6/F 6樓		7/F 7樓
Unit 單位		A	B	A	B	A	B	A	B	A
Main Entrance 大門入口	Door Bell Push Button 門鈴按鈕	1	1	1	1	1	1	1	1	1
LIV. & DIN. 客廳及飯廳	TV/FM Outlet 電視/電台天線插座	2	2	2	2	2	2	2	2	2
	Telephone Outlet 電話接駁位	2	2	2	2	2	2	2	2	2
	Internet Connection Point 互聯網接駁位	-	-	-	-	-	-	-	-	2
	13A Twin Socket Outlet 13A雙位電插座	2	2	2	2	2	2	2	2	2
	13A Single Socket Outlet 13A單位電插座	1	1	1	1	1	1	1	1	3
	Lighting Switch & Exhaust Fan Switch 燈掣與抽氣扇開關掣	2	2	2	2	2	2	2	2	2
	Lighting Switch 燈掣	3	4	3	3	3	3	3	3	6
	Lighting Point 燈位	3	4	3	3	3	3	4	4	5
	Video Door Phone 視像對講機	1	1	1	1	1	1	1	1	1
	Connection Unit for A/C Unit 空調機開關掣	2	2	2	2	2	2	2	2	4
	Glass Break Sensor 玻璃破碎探測器	1	1	-	-	-	-	-	-	-
	Door / Window Contact 門/窗磁接觸探測器	2	2	-	-	-	-	-	-	-
M.BED 主人睡房	TV/FM Outlet 電視/電台天線插座	1	1	1	1	1	1	1	1	1
	Telephone Outlet 電話接駁位	1	1	1	1	1	1	1	1	1
	Internet Connection Point 互聯網接駁位	-	-	-	-	-	-	-	-	1
	13A Twin Socket Outlet 13A 雙位電插座	1	1	1	1	1	1	1	1	1
	13A Single Socket Outlet 13A 單位電插座	2	2	2	2	2	2	2	2	2
	Lighting Switch & Exhaust Fan Switch 燈掣與抽氣扇開關掣	1	1	1	1	1	1	1	1	1
	Lighting Switch 燈掣	1	1	1	1	1	1	1	1	2
	Lighting Point 燈位	2	2	2	2	2	2	2	2	3
	Connection Unit for A/C Unit 空調機開關掣	1	1	1	1	1	1	1	1	2
	Glass Break Sensor 玻璃破碎探測器	1	1	-	-	-	-	-	-	-
	Door / Window Contact 門/窗磁接觸探測器	2	4	-	-	-	-	-	-	-
BED 1 睡房 1	TV/FM Outlet 電視/電台天線插座	1	1	1	1	1	1	1	1	1
	Telephone Outlet 電話接駁位	1	1	1	1	1	1	1	1	1
	Internet Connection Point 互聯網接駁位	-	-	-	-	-	-	-	-	1
	13A Twin Socket Outlet 13A雙位電插座	1	1	1	1	1	1	1	1	1
	13A Single Socket Outlet 13A單位電插座	2	2	2	2	2	2	2	2	2
	Lighting Switch & Exhaust Fan Switch 燈掣與抽氣扇開關掣	1	1	1	1	1	1	1	1	1
	Lighting Switch 燈掣	1	1	1	1	1	1	1	1	1
	Lighting Point 燈位	1	1	1	1	1	1	2	2	2
	Connection Unit for A/C Unit 空調機開關掣	1	1	1	1	1	1	1	1	2
	Glass Break Sensor 玻璃破碎探測器	1	1	-	-	-	-	-	-	-
	Door / Window Contact 門/窗磁接觸探測器	2	2	-	-	-	-	-	-	-
BED 2 睡房 2	TV/FM Outlet 電視/電台天線插座	1	1	1	1	1	1	1	1	1
	Telephone Outlet 電話接駁位	1	1	1	1	1	1	1	1	1
	13A Twin Socket Outlet 13A雙位電插座	1	1	1	1	1	1	1	1	1
	13A Single Socket Outlet 13A單位電插座	1	2	1	2	1	2	1	2	2
	Lighting Switch 燈掣	1	1	1	1	1	1	1	1	1
	Lighting Point 燈位	1	1	1	1	1	1	1	1	1
	Connection Unit for A/C Unit 空調機開關掣	1	1	1	1	1	1	1	1	1
	Glass Break Sensor 玻璃破碎探測器	-	1	-	-	-	-	-	-	-
	Door / Window Contact 門/窗磁接觸探測器	-	1	-	-	-	-	-	-	-
BED 3 睡房 3	TV/FM Outlet 電視/電台天線插座	1	1	1	1	1	1	1	1	1
	Telephone Outlet 電話接駁位	1	1	1	1	1	1	1	1	1
	13A Twin Socket Outlet 13A雙位電插座	1	1	1	1	1	1	1	1	1
	13A Single Socket Outlet 13A單位電插座	1	1	1	1	1	1	1	1	2
	Lighting Switch 燈掣	1	1	1	1	1	1	1	1	1
	Lighting Point 燈位	1	2	1	2	1	2	1	2	1
	Connection Unit for A/C Unit 空調機開關掣	1	1	1	1	1	1	1	1	1
U.T. 工作間	13A Single Socket Outlet 13A單位電插座	1	1	1	1	1	1	1	1	3
	Lighting Switch 燈掣	1	1	1	1	1	1	1	1	1
	Lighting Point 燈位	1	1	1	1	1	1	1	1	1
	Lighting Switch & Exhaust Fan Switch 燈掣與抽氣扇開關掣	1	1	1	1	1	1	1	1	1
	Miniature Circuit Breakers Board 總電掣箱	1	1	1	1	1	1	1	1	1
	Water Outlet Connection Point for Washing Machine 洗衣機去水位	-	-	-	-	-	-	-	-	1
	Water Inlet Connection Point for Washing Machine 洗衣機來水位	-	-	-	-	-	-	-	-	1
	Connection Unit for A/C Unit 空調機開關掣	1	1	-	-	-	-	-	-	-

*No designation of 4/F.
*不設4樓。

FITTINGS, FINISHES AND APPLIANCES
裝置、裝修物料及設備

SCHEDULE OF MECHANICAL & ELECTRICAL PROVISIONS OF RESIDENTIAL UNITS
住宅單位機電裝置數量說明表

THE TERRACE Tower 6
名庭 第六座

Floor 樓層		G/F 地下		1/F 1樓		2/F-3/F, 5/F 2樓至3樓, 5樓		6/F 6樓		7/F 7樓
Unit 單位		A	B	A	B	A	B	A	B	A
KIT. 廚房	13A Twin Socket Outlet 13A雙位電插座	2	2	2	2	2	2	2	2	2
	13A Single Socket Outlet 13A單位電插座	7	7	7	7	7	7	7	7	11
	Fuse Spur Unit 接線座	1	1	2	2	1	1	1	1	1
	20A Connection Unit 20A保險菲士蘇	2	2	2	2	2	2	2	2	2
	Water Outlet Connection Point for Washing Machine 洗衣機去水位	1	1	1	1	1	1	1	1	-
	Water Inlet Connection Point for Washing Machine 洗衣機來水位	1	1	1	1	1	1	1	1	-
	Lighting Switch 燈掣	1	1	-	-	-	-	-	-	-
	Lighting Point 燈位	8	6	6	6	6	6	6	6	7
	Lighting Switch & Exhaust Fan Switch 燈掣與抽氣扇開關掣	-	-	1	1	1	1	1	1	1
	Towngas Water Heater 煤氣熱水爐	2	2	2	2	-	-	-	-	-
	Towngas Water Heater Remote Control 煤氣熱水爐溫度控制器	1	1	1	1	1	1	1	1	1
	Door Bell 門鈴	2	1	2	2	2	2	2	2	2
	Security Alarm Key Pad 保安系統制開關控制器	1	1	-	-	-	-	-	-	-
	Audio / Visual Secuirty Alarm 保安系統閃燈警鐘	1	1	-	-	-	-	-	-	-
M.BATH 主人浴室	13A Single Socket Outlet 13A單位電插座	1	1	1	1	1	1	1	1	1
	Lighting Point 燈位	3	6	4	6	4	6	4	6	5
	Towngas Water Heater Remote Control 煤氣熱水爐溫度控制器	1	1	1	1	1	1	1	1	1
	PIR Sensor 紅外線感測器	1	1	-	-	-	-	-	-	-
BATH 1 浴室1	13A Single Socket Outlet 13A單位電插座	1	1	1	1	1	1	1	1	1
	Lighting Point 燈位	3	3	3	3	3	3	3	3	3
	Towngas Water Heater Remote Control 煤氣熱水爐溫度控制器	1	1	1	1	1	1	1	1	1
BATH 2 浴室 2	13A Single Socket Outlet 13A單位電插座	1	1	1	1	1	1	1	1	1
	Lighting Point 燈位	3	3	3	3	3	3	3	3	2
	Towngas Water Heater Remote Control 煤氣熱水爐溫度控制器	1	1	1	1	1	1	1	1	1
	PIR Sensor 紅外線感測器	1	-	-	-	-	-	-	-	-
LAV. 洗手間	Lighting Point 燈位	1	1	1	1	1	1	1	1	1
GARDEN 花園	13A Waterproof Single Socket Outlet 13A防水單位電插座	1	1	-	-	-	-	-	-	-
	Lighting Point 燈位	5	5	-	-	-	-	-	-	-
	PIR Sensor 紅外線感測器	1	1	-	-	-	-	-	-	-
A/C PLANT ROOM 空調機房	Lighting Switch 燈掣	1	1	-	-	1	1	1	1	3
	Lighting Point 燈位	2	1	-	-	2	2	2	2	4
	Isolator for Outdoor Air Conditioner 室外空調機開關掣	2	2	-	-	2	2	2	2	4
	Towngas Water Heater 煤氣熱水爐	-	-	-	-	2	2	2	2	2
	Fuse Spur Unit 接線座	-	-	-	-	2	2	2	2	2
BAL. 露台	Lighting Point 燈位	-	-	1	1	1	1	1	1	-
U.P. 工作平台	Lighting Point 燈位	-	-	1	1	1	1	1	1	1
FLAT ROOF 平台	Lighting Point 燈位	-	-	-	-	-	-	-	-	16
	13A Waterproof Single Socket Outlet 13A防水單位電插座	-	-	-	-	-	-	-	-	2
	Isolator for Outdoor Air Conditioner 室外空調機開關掣	-	-	2	2	-	-	-	-	-
External Staircase 室外樓梯	Lighting Point 燈位	-	-	-	-	-	-	-	-	3
ROOF 天台	13A Waterproof Single Socket Outlet 13A防水單位電插座	-	-	-	-	-	-	-	-	1
	Lighting Point 燈位	-	-	-	-	-	-	-	-	23
Private Lift Lobby 私人升降機大堂	Lighting Point 燈位	2	-	2	2	2	2	2	2	2
	Door Bell Push Button 門鈴按鈕	1	-	1	1	1	1	1	1	1

*No designation of 4/F.
*不設4樓。

FITTINGS, FINISHES AND APPLIANCES

裝置、裝修物料及設備

SCHEDULE OF MECHANICAL & ELECTRICAL PROVISIONS OF RESIDENTIAL UNITS

住宅單位機電裝置數量說明表

THE TERRACE Tower 7

名庭 第七座

Floor 樓層		G/F 地下		1/F 1樓		2/F-3/F, 5/F 2樓至3樓, 5樓		6/F 6樓		7/F 7樓
Unit 單位		A	B	A	B	A	B	A	B	A
Main Entrance 大門入口	Door Bell Push Button 門鈴按鈕	1	1	1	1	1	1	1	1	1
LIV. & DIN. 客廳及飯廳	TV/FM Outlet 電視/電台天線插座	2	2	2	2	2	2	2	2	2
	Telephone Outlet 電話接駁位	2	2	2	2	2	2	2	2	2
	Internet Connection Point 互聯網接駁位	-	-	-	-	-	-	-	-	2
	13A Twin Socket Outlet 13A雙位電插座	2	2	2	2	2	2	2	2	2
	13A Single Socket Outlet 13A單位電插座	1	1	1	1	1	1	1	1	2
	Lighting Switch & Exhaust Fan Switch 燈掣與抽氣扇開關掣	2	2	2	2	2	2	2	2	2
	Lighting Switch 燈掣	3	4	3	3	3	3	3	3	6
	Lighting Point 燈位	3	4	3	3	3	3	4	4	6
	Video Door Phone 視像對講機	1	1	1	1	1	1	1	1	1
	Connection Unit for A/C Unit 空調機開關掣	2	2	2	2	2	2	2	2	4
	Glass Break Sensor 玻璃破碎探測器	1	1	-	-	-	-	-	-	-
	Door / Window Contact 門/窗磁接觸探測器	2	2	-	-	-	-	-	-	-
M.BED 主人睡房	TV/FM Outlet 電視/電台天線插座	1	1	1	1	1	1	1	1	1
	Telephone Outlet 電話接駁位	1	1	1	1	1	1	1	1	1
	Internet Connection Point 互聯網接駁位	-	-	-	-	-	-	-	-	1
	13A Twin Socket Outlet 13A雙位電插座	1	1	1	1	1	1	1	1	1
	13A Single Socket Outlet 13A單位電插座	2	2	2	2	2	2	2	2	2
	Lighting Switch & Exhaust Fan Switch 燈掣與抽氣扇開關掣	1	1	1	1	1	1	1	1	1
	Lighting Switch 燈掣	1	1	1	1	1	1	1	1	2
	Lighting Point 燈位	2	2	2	2	2	2	2	2	2
	Connection Unit for A/C Unit 空調機開關掣	1	1	1	1	1	1	1	1	2
	Glass Break Sensor 玻璃破碎探測器	1	1	-	-	-	-	-	-	-
	Door / Window Contact 門/窗磁接觸探測器	2	2	-	-	-	-	-	-	-
BED 1 睡房 1	TV/FM Outlet 電視/電台天線插座	1	1	1	1	1	1	1	1	1
	Telephone Outlet 電話接駁位	1	1	1	1	1	1	1	1	1
	Internet Connection Point 互聯網接駁位	-	-	-	-	-	-	-	-	1
	13A Twin Socket Outlet 13A雙位電插座	1	1	1	1	1	1	1	1	1
	13A Single Socket Outlet 13A單位電插座	2	2	2	2	2	2	2	2	2
	Lighting Switch & Exhaust Fan Switch 燈掣與抽氣扇開關掣	1	1	1	1	1	1	1	1	1
	Lighting Switch 燈掣	1	1	1	1	1	1	1	1	1
	Lighting Point 燈位	1	1	1	1	1	1	2	2	1
	Connection Unit for A/C Unit 空調機開關掣	1	1	1	1	1	1	1	1	1
	Glass Break Sensor 玻璃破碎探測器	1	1	-	-	-	-	-	-	-
	Door / Window Contact 門/窗磁接觸探測器	2	2	-	-	-	-	-	-	-
BED 2 睡房 2	TV/FM Outlet 電視/電台天線插座	1	1	1	1	1	1	1	1	1
	Telephone Outlet 電話接駁位	1	1	1	1	1	1	1	1	1
	13A Twin Socket Outlet 13A雙位電插座	1	1	1	1	1	1	1	1	1
	13A Single Socket Outlet 13A單位電插座	2	2	2	2	2	2	2	2	2
	Lighting Switch 燈掣	1	1	1	1	1	1	1	1	1
	Lighting Point 燈位	1	1	1	1	1	1	1	1	1
	Connection Unit for A/C Unit 空調機開關掣	1	1	1	1	1	1	1	1	1
	Glass Break Sensor 玻璃破碎探測器	1	1	-	-	-	-	-	-	-
	Door / Window Contact 門/窗磁接觸探測器	1	1	-	-	-	-	-	-	-
BED 3 睡房 3	TV/FM Outlet 電視/電台天線插座	1	1	1	1	1	1	1	1	1
	Telephone Outlet 電話接駁位	1	1	1	1	1	1	1	1	1
	13A Twin Socket Outlet 13A雙位電插座	1	1	1	1	1	1	1	1	1
	13A Single Socket Outlet 13A單位電插座	2	2	2	2	2	2	2	2	2
	Lighting Switch 燈掣	1	1	1	1	1	1	1	1	1
	Lighting Point 燈位	2	2	2	2	2	2	2	2	1
	Connection Unit for A/C Unit 空調機開關掣	1	1	1	1	1	1	1	1	1
U.T. 工作間	13A Single Socket Outlet 13A單位電插座	1	1	1	1	1	1	1	1	3
	Lighting Switch 燈掣	1	1	1	1	1	1	1	1	1
	Lighting Point 燈位	1	1	1	1	1	1	1	1	1
	Lighting Switch & Exhaust Fan Switch 燈掣與抽氣扇開關掣	1	1	1	1	1	1	1	1	1
	Miniature Circuit Breakers Board 總電掣箱	1	1	1	1	1	1	1	1	1
	Water Outlet Connection Point for Washing Machine 洗衣機去水位	-	-	-	-	-	-	-	-	1
	Water Inlet Connection Point for Washing Machine 洗衣機來水位	-	-	-	-	-	-	-	-	1
	Connection Unit for A/C Unit 空調機開關掣	1	1	-	-	-	-	-	-	-

*No designation of 4/F.

*不設4樓。

FITTINGS, FINISHES AND APPLIANCES
裝置、裝修物料及設備

SCHEDULE OF MECHANICAL & ELECTRICAL PROVISIONS OF RESIDENTIAL UNITS
住宅單位機電裝置數量說明表

THE TERRACE Tower 7
名庭 第七座

Floor 樓層		G/F 地下		1/F 1樓		2/F-3/F, 5/F 2樓至3樓, 5樓		6/F 6樓		7/F 7樓
Unit 單位		A	B	A	B	A	B	A	B	A
KIT. 廚房	13A Twin Socket Outlet 13A雙位電插座	2	2	2	2	2	2	2	2	2
	13A Single Socket Outlet 13A單位電插座	7	7	7	7	7	7	7	7	11
	Fuse Spur Unit 接線座	1	1	2	2	1	1	1	1	1
	20A Connection Unit 20A保險菲士蘇	2	2	2	2	2	2	2	2	2
	Water Outlet Connection Point for Washing Machine 洗衣機去水位	1	1	1	1	1	1	1	1	-
	Water Inlet Connection Point for Washing Machine 洗衣機來水位	1	1	1	1	1	1	1	1	-
	Lighting Switch 燈掣	1	1	-	-	-	-	-	-	-
	Lighting Point 燈位	9	6	6	7	6	6	6	6	7
	Lighting Switch & Exhaust Fan Switch 燈掣與抽氣扇開關掣	-	-	1	1	1	1	1	1	1
	Towngas Water Heater 煤氣熱水爐	2	2	2	2	-	-	-	-	-
	Towngas Water Heater Remote Control 煤氣熱水爐溫度控制器	1	1	1	1	1	1	1	1	1
	Door Bell 門鈴	2	1	2	2	2	2	2	2	2
	Security Alarm Key Pad 保安系統制開關控制器	1	1	-	-	-	-	-	-	-
	Audio / Visual Secuirty Alarm 保安系統閃燈警鐘	1	1	-	-	-	-	-	-	-
M.BATH 主人浴室	13A Single Socket Outlet 13A單位電插座	1	1	1	1	1	1	1	1	1
	Lighting Point 燈位	6	6	6	6	6	6	6	6	5
	Towngas Water Heater Remote Control 煤氣熱水爐溫度控制器	1	1	1	1	1	1	1	1	1
	PIR Sensor 紅外線感測器	1	1	-	-	-	-	-	-	-
BATH 1 浴室1	13A Single Socket Outlet 13A單位電插座	1	1	1	1	1	1	1	1	1
	Lighting Point 燈位	3	3	3	3	3	3	3	3	3
	Towngas Water Heater Remote Control 煤氣熱水爐溫度控制器	1	1	1	1	1	1	1	1	1
BATH 2 浴室 2	13A Single Socket Outlet 13A單位電插座	1	1	1	1	1	1	1	1	1
	Lighting Point 燈位	3	3	3	3	3	3	3	3	2
	Towngas Water Heater Remote Control 煤氣熱水爐溫度控制器	1	1	1	1	1	1	1	1	1
LAV. 洗手間	Lighting Point 燈位	1	1	1	1	1	1	1	1	1
GARDEN 花園	13A Waterproof Single Socket Outlet 13A防水單位電插座	1	1	-	-	-	-	-	-	-
	Lighting Point 燈位	5	5	-	-	-	-	-	-	-
	PIR Sensor 紅外線感測器	1	1	-	-	-	-	-	-	-
A/C PLANT ROOM 空調機房	Lighting Switch 燈掣	1	1	-	-	1	1	1	1	3
	Lighting Point 燈位	2	1	-	-	2	2	2	2	4
	Isolator for Outdoor Air Conditioner 室外空調機開關掣	2	2	-	-	2	2	2	2	4
	Towngas Water Heater 煤氣熱水爐	-	-	-	-	2	2	2	2	2
	Fuse Spur Unit 接線座	-	-	-	-	2	2	2	2	2
BAL. 露台	Lighting Point 燈位	-	-	1	1	1	1	1	1	-
U.P. 工作平台	Lighting Point 燈位	-	-	1	1	1	1	1	1	1
FLAT ROOF 平台	Lighting Point 燈位	-	-	-	-	-	-	-	-	16
	13A Waterproof Single Socket Outlet 13A防水單位電插座	-	-	-	-	-	-	-	-	2
	Isolator for Outdoor Air Conditioner 室外空調機開關掣	-	-	2	2	-	-	-	-	-
External Staircase 室外樓梯	Lighting Point 燈位	-	-	-	-	-	-	-	-	3
ROOF 天台	13A Waterproof Single Socket Outlet 13A防水單位電插座	-	-	-	-	-	-	-	-	1
	Lighting Point 燈位	-	-	-	-	-	-	-	-	23
Private Lift Lobby 私人升降機大堂	Lighting Point 燈位	2	-	2	2	2	2	2	2	2
	Door Bell Push Button 門鈴按鈕	1	-	1	1	1	1	1	1	1

*No designation of 4/F.
*不設4樓。

FITTINGS, FINISHES AND APPLIANCES
裝置、裝修物料及設備

SCHEDULE OF MECHANICAL & ELECTRICAL PROVISIONS OF RESIDENTIAL UNITS
住宅單位機電裝置數量說明表

THE TERRACE Tower 8
名庭 第八座

Floor 樓層		G/F 地下		1/F 1樓		2/F-3/F, 5/F 2樓至3樓, 5樓		6/F 6樓		7/F 7樓
Unit 單位		A	B	A	B	A	B	A	B	A
Main Entrance 大門入口	Door Bell Push Button 門鈴按鈕	1	1	1	1	1	1	1	1	1
LIV. & DIN. 客廳及飯廳	TV/FM Outlet 電視/電台天線插座	2	2	2	2	2	2	2	2	2
	Telephone Outlet 電話接駁位	2	2	2	2	2	2	2	2	2
	Internet Connection Point 互聯網接駁位	-	-	-	-	-	-	-	-	2
	13A Twin Socket Outlet 13A雙位電插座	2	2	2	2	2	2	2	2	2
	13A Single Socket Outlet 13A單位電插座	1	1	1	1	1	1	1	1	3
	Lighting Switch & Exhaust Fan Switch 燈掣與抽氣扇開關掣	2	2	2	2	2	2	2	2	2
	Lighting Switch 燈掣	3	4	3	3	3	3	3	3	6
	Lighting Point 燈位	3	4	3	3	3	3	4	4	5
	Video Door Phone 視像對講機	1	1	1	1	1	1	1	1	1
	Connection Unit for A/C Unit 空調機開關掣	2	2	2	2	2	2	2	2	4
	Glass Break Sensor 玻璃破碎探測器	1	1	-	-	-	-	-	-	-
	Door / Window Contact 門/窗磁接觸探測器	2	2	-	-	-	-	-	-	-
M.BED 主人睡房	TV/FM Outlet 電視/電台天線插座	1	1	1	1	1	1	1	1	1
	Telephone Outlet 電話接駁位	1	1	1	1	1	1	1	1	1
	Internet Connection Point 互聯網接駁位	-	-	-	-	-	-	-	-	1
	13A Twin Socket Outlet 13A雙位電插座	1	1	1	1	1	1	1	1	1
	13A Single Socket Outlet 13A單位電插座	2	2	2	2	2	2	2	2	2
	Lighting Switch & Exhaust Fan Switch 燈掣與抽氣扇開關掣	1	1	1	1	1	1	1	1	1
	Lighting Switch 燈掣	1	1	1	1	1	1	1	1	2
	Lighting Point 燈位	2	2	3	2	3	2	3	2	3
	Connection Unit for A/C Unit 空調機開關掣	1	1	1	1	1	1	1	1	2
	Glass Break Sensor 玻璃破碎探測器	1	1	-	-	-	-	-	-	-
	Door / Window Contact 門/窗磁接觸探測器	2	2	-	-	-	-	-	-	-
BED 1 睡房 1	TV/FM Outlet 電視/電台天線插座	1	1	1	1	1	1	1	1	1
	Telephone Outlet 電話接駁位	1	1	1	1	1	1	1	1	1
	Internet Connection Point 互聯網接駁位	-	-	-	-	-	-	-	-	1
	13A Twin Socket Outlet 13A雙位電插座	1	1	1	1	1	1	1	1	1
	13A Single Socket Outlet 13A單位電插座	2	2	2	2	2	2	2	2	2
	Lighting Switch & Exhaust Fan Switch 燈掣與抽氣扇開關掣	1	1	1	1	1	1	1	1	1
	Lighting Switch 燈掣	1	1	1	1	1	1	1	1	1
	Lighting Point 燈位	1	1	1	1	1	1	2	2	2
	Connection Unit for A/C Unit 空調機開關掣	1	1	1	1	1	1	1	1	2
	Glass Break Sensor 玻璃破碎探測器	1	1	-	-	-	-	-	-	-
	Door / Window Contact 門/窗磁接觸探測器	2	2	-	-	-	-	-	-	-
BED 2 睡房 2	TV/FM Outlet 電視/電台天線插座	1	1	1	1	1	1	1	1	1
	Telephone Outlet 電話接駁位	1	1	1	1	1	1	1	1	1
	13A Twin Socket Outlet 13A雙位電插座	1	1	1	1	1	1	1	1	1
	13A Single Socket Outlet 13A單位電插座	2	1	2	1	2	1	2	1	2
	Lighting Switch 燈掣	1	1	1	1	1	1	1	1	1
	Lighting Point 燈位	1	1	1	1	1	1	1	1	1
	Connection Unit for A/C Unit 空調機開關掣	1	1	1	1	1	1	1	1	1
	Glass Break Sensor 玻璃破碎探測器	1	-	-	-	-	-	-	-	-
	Door / Window Contact 門/窗磁接觸探測器	1	-	-	-	-	-	-	-	-
BED 3 睡房 3	TV/FM Outlet 電視/電台天線插座	1	1	1	1	1	1	1	1	1
	Telephone Outlet 電話接駁位	1	1	1	1	1	1	1	1	1
	13A Twin Socket Outlet 13A雙位電插座	1	1	1	1	1	1	1	1	1
	13A Single Socket Outlet 13A單位電插座	2	1	2	1	2	1	2	1	2
	Lighting Switch 燈掣	1	1	1	1	1	1	1	1	1
	Lighting Point 燈位	2	1	2	1	2	1	2	1	1
	Connection Unit for A/C Unit 空調機開關掣	1	1	1	1	1	1	1	1	1
U.T. 工作間	13A Single Socket Outlet 13A 單位電插座	1	1	1	1	1	1	1	1	3
	Lighting Switch 燈掣	1	1	1	1	1	1	1	1	1
	Lighting Point 燈位	1	1	1	1	1	1	1	1	1
	Lighting Switch & Exhaust Fan Switch 燈掣與抽氣扇開關掣	1	1	1	1	1	1	1	1	1
	Miniature Circuit Breakers Board 總電掣箱	1	1	1	1	1	1	1	1	1
	Water Outlet Connection Point for Washing Machine 洗衣機去水位	-	-	-	-	-	-	-	-	1
	Water Inlet Connection Point for Washing Machine 洗衣機來水位	-	-	-	-	-	-	-	-	1
	Connection Unit for A/C Unit 空調機開關掣	1	1	-	-	-	-	-	-	-
	Audio / Visual Secuirty Alarm 保安系統閃燈警鐘	1	1	-	-	-	-	-	-	-

*No designation of 4/F.
*不設4樓。

FITTINGS, FINISHES AND APPLIANCES
裝置、裝修物料及設備

SCHEDULE OF MECHANICAL & ELECTRICAL PROVISIONS OF RESIDENTIAL UNITS
住宅單位機電裝置數量說明表

THE TERRACE Tower 8
名庭 第八座

Floor 樓層		G/F 地下		1/F 1樓		2/F-3/F, 5/F 2樓至3樓, 5樓		6/F 6樓		7/F 7樓
Unit 單位		A	B	A	B	A	B	A	B	A
KIT. 廚房	13A Twin Socket Outlet 13A雙位電插座	2	2	2	2	2	2	2	2	2
	13A Single Socket Outlet 13A單位電插座	7	7	7	7	7	7	7	7	11
	Fuse Spur Unit 接線座	1	1	2	2	1	1	1	1	1
	20A Connection Unit 20A保險菲士蘇	2	2	2	2	2	2	2	2	2
	Water Outlet Connection Point for Washing Machine 洗衣機去水位	1	1	1	1	1	1	1	1	-
	Water Inlet Connection Point for Washing Machine 洗衣機來水位	1	1	1	1	1	1	1	1	-
	Lighting Switch 燈掣	1	1	-	-	-	-	-	-	-
	Lighting Point 燈位	9	6	6	6	6	6	6	6	7
	Lighting Switch & Exhaust Fan Switch 燈掣與抽氣扇開關掣	-	-	1	1	1	1	1	1	1
	Towngas Water Heater 煤氣熱水爐	2	2	2	2	-	-	-	-	-
	Towngas Water Heater Remote Control 煤氣熱水爐溫度控制器	1	1	1	1	1	1	1	1	1
	Door Bell 門鈴	2	1	2	2	2	2	2	2	2
	Security Alarm Key Pad 保安系統制開關控制器	1	1	-	-	-	-	-	-	-
M.BATH 主人浴室	13A Single Socket Outlet 13A單位電插座	1	1	1	1	1	1	1	1	1
	Lighting Point 燈位	6	4	6	4	6	4	6	4	8
	Towngas Water Heater Remote Control 煤氣熱水爐溫度控制器	1	1	1	1	1	1	1	1	1
	PIR Sensor 紅外線感測器	1	1	-	-	-	-	-	-	-
BATH 1 浴室1	13A Single Socket Outlet 13A單位電插座	1	1	1	1	1	1	1	1	1
	Lighting Point 燈位	3	3	3	3	3	3	3	3	3
	Towngas Water Heater Remote Control 煤氣熱水爐溫度控制器	1	1	1	1	1	1	1	1	1
BATH 2 浴室 2	13A Single Socket Outlet 13A單位電插座	1	1	1	1	1	1	1	1	1
	Lighting Point 燈位	3	3	3	3	3	3	3	3	2
	Towngas Water Heater Remote Control 煤氣熱水爐溫度控制器	1	1	1	1	1	1	1	1	1
	PIR Sensor 紅外線感測器	-	1	-	-	-	-	-	-	-
LAV. 洗手間	Lighting Point 燈位	1	1	1	1	1	1	1	1	1
GARDEN 花園	13A Waterproof Single Socket Outlet 13A防水單位電插座	1	1	-	-	-	-	-	-	-
	Lighting Point 燈位	4	5	-	-	-	-	-	-	-
	PIR Sensor 紅外線感測器	1	1	-	-	-	-	-	-	-
A/C PLANT ROOM 空調機房	Lighting Switch 燈掣	1	1	-	-	1	1	1	1	3
	Lighting Point 燈位	2	1	-	-	2	2	2	2	4
	Isolator for Outdoor Air Conditioner 室外空調機開關掣	2	2	-	-	2	2	2	2	4
	Towngas Water Heater 煤氣熱水爐	-	-	-	-	2	2	2	2	2
	Fuse Spur Unit 接線座	-	-	-	-	2	2	2	2	2
BAL. 露台	Lighting Point 燈位	-	-	1	1	1	1	1	1	-
U.P. 工作平台	Lighting Point 燈位	-	-	1	1	1	1	1	1	1
FLAT ROOF 平台	Lighting Point 燈位	-	-	-	-	-	-	-	-	16
	13A Waterproof Single Socket Outlet 13A防水單位電插座	-	-	-	-	-	-	-	-	2
	Isolator for Outdoor Air Conditioner 室外空調機開關掣	-	-	2	2	-	-	-	-	-
External Staircase 室外樓梯	Lighting Point 燈位	-	-	-	-	-	-	-	-	3
ROOF 天台	13A Waterproof Single Socket Outlet 13A防水單位電插座	-	-	-	-	-	-	-	-	1
	Lighting Point 燈位	-	-	-	-	-	-	-	-	22
Private Lift Lobby 私人升降機大堂	Lighting Point 燈位	2	-	2	2	2	2	2	2	2
	Door Bell Push Button 門鈴按鈕	1	-	1	1	1	1	1	1	1

*No designation of 4/F.
*不設4樓。

FITTINGS, FINISHES AND APPLIANCES
裝置、裝修物料及設備

SCHEDULE OF MECHANICAL & ELECTRICAL PROVISIONS OF RESIDENTIAL UNITS
住宅單位機電裝置數量說明表

THE TERRACE Tower 9
名庭 第九座

Floor 樓層		G/F 地下		1/F 1樓		2/F-3/F, 5/F 2樓至3樓, 5樓		6/F 6樓		7/F 7樓
Unit 單位		A	B	A	B	A	B	A	B	A
Main Entrance 大門入口	Door Bell Push Button 門鈴按鈕	1	1	1	1	1	1	1	1	1
LIV. & DIN. 客廳及飯廳	TV/FM Outlet 電視/電台天線插座	2	2	2	2	2	2	2	2	2
	Telephone Outlet 電話接駁位	2	2	2	2	2	2	2	2	2
	Internet Connection Point 互聯網接駁位	-	-	-	-	-	-	-	-	2
	13A Twin Socket Outlet 13A雙位電插座	2	2	2	2	2	2	2	2	2
	13A Single Socket Outlet 13A單位電插座	1	1	1	1	1	1	1	1	3
	Lighting Switch & Exhaust Fan Switch 燈掣與抽氣扇開關掣	2	2	2	2	2	2	2	2	2
	Lighting Switch 燈掣	3	3	3	3	3	3	4	4	6
	Lighting Point 燈位	3	26	3	3	3	3	3	3	5
	Video Door Phone 視像對講機	1	1	1	1	1	1	1	1	1
	Connection Unit for A/C Unit 空調機開關掣	2	2	2	2	2	2	2	2	4
	Glass Break Sensor 玻璃破碎探測器	1	1	-	-	-	-	-	-	-
	Door / Window Contact 門/窗磁接觸探測器	2	2	-	-	-	-	-	-	-
M.BED 主人睡房	TV/FM Outlet 電視/電台天線插座	1	1	1	1	1	1	1	1	1
	Telephone Outlet 電話接駁位	1	1	1	1	1	1	1	1	1
	Internet Connection Point 互聯網接駁位	-	-	-	-	-	-	-	-	1
	13A Twin Socket Outlet 13A雙位電插座	1	1	1	1	1	1	1	1	1
	13A Single Socket Outlet 13A單位電插座	2	4	3	2	3	2	3	2	3
	Lighting Switch & Exhaust Fan Switch 燈掣與抽氣扇開關掣	1	1	1	1	1	1	1	1	1
	Lighting Switch 燈掣	1	1	1	1	1	1	1	1	2
	Lighting Point 燈位	2	12	2	2	2	2	2	2	3
	Connection Unit for A/C Unit 空調機開關掣	1	1	1	1	1	1	1	1	2
	Glass Break Sensor 玻璃破碎探測器	1	1	-	-	-	-	-	-	-
	Door / Window Contact 門/窗磁接觸探測器	2	2	-	-	-	-	-	-	-
BED 1 睡房 1	TV/FM Outlet 電視/電台天線插座	1	1	1	1	1	1	1	1	1
	Telephone Outlet 電話接駁位	1	1	1	1	1	1	1	1	1
	Internet Connection Point 互聯網接駁位	-	-	-	-	-	-	-	-	1
	13A Twin Socket Outlet 13A雙位電插座	1	1	1	1	1	1	1	1	1
	13A Single Socket Outlet 13A單位電插座	2	2	2	2	2	2	2	2	2
	Lighting Switch & Exhaust Fan Switch 燈掣與抽氣扇開關掣	1	1	1	1	1	1	1	1	1
	Lighting Switch 燈掣	1	1	1	1	1	1	1	1	1
	Lighting Point 燈位	1	8	1	1	2	2	2	2	2
	Connection Unit for A/C Unit 空調機開關掣	1	1	1	1	1	1	1	1	2
	Glass Break Sensor 玻璃破碎探測器	1	1	-	-	-	-	-	-	-
	Door / Window Contact 門/窗磁接觸探測器	2	1	-	-	-	-	-	-	-
BED 2 睡房 2	TV/FM Outlet 電視/電台天線插座	1	1	1	1	1	1	1	1	1
	Telephone Outlet 電話接駁位	1	1	1	1	1	1	1	1	1
	13A Twin Socket Outlet 13A雙位電插座	1	1	1	1	1	1	1	1	1
	13A Single Socket Outlet 13A單位電插座	2	2	2	1	2	1	2	1	2
	Lighting Switch 燈掣	1	1	1	1	1	1	1	1	1
	Lighting Point 燈位	1	3	1	1	1	1	1	1	1
	Connection Unit for A/C Unit 空調機開關掣	1	1	1	1	1	1	1	1	1
	Glass Break Sensor 玻璃破碎探測器	1	-	-	-	-	-	-	-	-
	Door / Window Contact 門/窗磁接觸探測器	1	-	-	-	-	-	-	-	-
BED 3 睡房 3	TV/FM Outlet 電視/電台天線插座	1	1	1	1	1	1	1	1	1
	Telephone Outlet 電話接駁位	1	1	1	1	1	1	1	1	1
	13A Twin Socket Outlet 13A雙位電插座	1	1	1	1	1	1	1	1	1
	13A Single Socket Outlet 13A單位電插座	2	1	2	1	2	1	2	1	2
	Lighting Switch 燈掣	1	1	1	1	1	1	1	1	1
	Lighting Point 燈位	2	3	2	1	2	1	2	1	1
	Connection Unit for A/C Unit 空調機開關掣	1	1	1	1	1	1	1	1	1
U.T. 工作間	13A Single Socket Outlet 13A 單位電插座	1	1	1	1	1	1	1	1	3
	Lighting Switch 燈掣	1	1	1	1	1	1	1	1	1
	Lighting Point 燈位	1	1	1	1	1	1	1	1	1
	Lighting Switch & Exhaust Fan Switch 燈掣與抽氣扇開關掣	1	1	1	1	1	1	1	1	1
	Miniature Circuit Breakers Board 總電掣箱	1	1	1	1	1	1	1	1	1
	Water Outlet Connection Point for Washing Machine 洗衣機去水位	-	-	-	-	-	-	-	-	1
	Water Inlet Connection Point for Washing Machine 洗衣機來水位	-	-	-	-	-	-	-	-	1
	Connection Unit for A/C Unit 空調機開關掣	1	1	-	-	-	-	-	-	-

*No designation of 4/F.
*不設4樓。

FITTINGS, FINISHES AND APPLIANCES
裝置、裝修物料及設備

SCHEDULE OF MECHANICAL & ELECTRICAL PROVISIONS OF RESIDENTIAL UNITS
住宅單位機電裝置數量說明表

THE TERRACE Tower 9
名庭 第九座

Floor 樓層		G/F 地下		1/F 1樓		2/F-3/F, 5/F 2樓至3樓, 5樓		6/F 6樓		7/F 7樓
Unit 單位		A	B	A	B	A	B	A	B	A
KIT. 廚房	13A Twin Socket Outlet 13A雙位電插座	2	2	2	2	2	2	2	2	2
	13A Single Socket Outlet 13A單位電插座	7	6	7	7	7	7	7	7	11
	Fuse Spur Unit 接線座	1	2	2	2	1	1	1	1	1
	20A Connection Unit 20A保險菲士蘇	2	2	2	2	2	2	2	2	2
	Water Outlet Connection Point for Washing Machine 洗衣機去水位	1	1	1	1	1	1	1	1	-
	Water Inlet Connection Point for Washing Machine 洗衣機來水位	1	1	1	1	1	1	1	1	-
	Lighting Switch 燈掣	1	1	-	-	-	-	-	-	-
	Lighting Point 燈位	9	6	6	6	6	6	6	6	7
	Lighting Switch & Exhaust Fan Switch 燈掣與抽氣扇開關掣	-	-	1	1	1	1	1	1	1
	Towngas Water Heater 煤氣熱水爐	2	2	2	2	-	-	-	-	-
	Towngas Water Heater Remote Control 煤氣熱水爐溫度控制器	1	1	1	1	1	1	1	1	1
	Door Bell 門鈴	2	1	2	2	2	2	2	2	2
	Security Alarm Key Pad 保安系統制開關控制器	1	1	-	-	-	-	-	-	-
	Audio / Visual Security Alarm 保安系統閃燈警鐘	1	1	-	-	-	-	-	-	-
M.BATH 主人浴室	13A Single Socket Outlet 13A單位電插座	1	1	1	1	1	1	1	1	1
	Lighting Point 燈位	6	4	6	4	6	4	6	4	8
	Towngas Water Heater Remote Control 煤氣熱水爐溫度控制器	1	1	1	1	1	1	1	1	1
	PIR Sensor 紅外線感測器	1	1	-	-	-	-	-	-	-
BATH 1 浴室1	13A Single Socket Outlet 13A單位電插座	1	1	1	1	1	1	1	1	1
	Lighting Point 燈位	3	3	3	3	3	3	3	3	3
	Towngas Water Heater Remote Control 煤氣熱水爐溫度控制器	1	1	1	1	1	1	1	1	1
BATH 2 浴室 2	13A Single Socket Outlet 13A單位電插座	1	1	1	1	1	1	1	1	1
	Lighting Point 燈位	3	3	3	3	3	3	3	3	2
	Towngas Water Heater Remote Control 煤氣熱水爐溫度控制器	1	1	1	1	1	1	1	1	1
	PIR Sensor 紅外線感測器	-	1	-	-	-	-	-	-	-
LAV. 洗手間	Lighting Point 燈位	1	1	1	1	1	1	1	1	1
GARDEN 花園	13A Waterproof Single Socket Outlet 13A防水單位電插座	1	1	-	-	-	-	-	-	-
	Lighting Point 燈位	4	4	-	-	-	-	-	-	-
	PIR Sensor 紅外線感測器	1	1	-	-	-	-	-	-	-
A/C PLANT ROOM 空調機房	Lighting Switch 燈掣	1	1	-	-	1	1	1	1	3
	Lighting Point 燈位	2	1	-	-	2	2	2	2	4
	Isolator for Outdoor Air Conditioner 室外空調機開關掣	2	2	-	-	2	2	2	2	4
	Towngas Water Heater 煤氣熱水爐	-	-	-	-	2	2	2	2	2
	Fuse Spur Unit 接線座	-	-	-	-	2	2	2	2	2
BAL. 露台	Lighting Point 燈位	-	-	1	1	1	1	1	1	-
U.P. 工作平台	Lighting Point 燈位	-	-	1	1	1	1	1	1	1
FLAT ROOF 平台	Lighting Point 燈位	-	-	-	-	-	-	-	-	16
	13A Waterproof Single Socket Outlet 13A防水單位電插座	-	-	-	-	-	-	-	-	2
	Isolator for Outdoor Air Conditioner 室外空調機開關掣	-	-	2	2	-	-	-	-	-
External Staircase 室外樓梯	Lighting Point 燈位	-	-	-	-	-	-	-	-	3
ROOF 天台	13A Waterproof Single Socket Outlet 13A防水單位電插座	-	-	-	-	-	-	-	-	1
	Lighting Point 燈位	-	-	-	-	-	-	-	-	22
Private Lift Lobby 私人升降機大堂	Lighting Point 燈位	2	-	2	2	2	2	2	2	2
	Door Bell Push Button 門鈴按鈕	1	-	1	1	1	1	1	1	1

*No designation of 4/F.
*不設4樓。

FITTINGS, FINISHES AND APPLIANCES
裝置、裝修物料及設備

SCHEDULE OF MECHANICAL & ELECTRICAL PROVISIONS OF RESIDENTIAL UNITS
住宅單位機電裝置數量說明表

THE TERRACE Tower 10
名庭 第十座

Floor 樓層		G/F 地下		1/F 1樓		2/F-3/F, 5/F 2樓至3樓, 5樓		6/F 6樓		7/F 7樓
Unit 單位		A	B	A	B	A	B	A	B	A
Main Entrance 大門入口	Door Bell Push Button 門鈴按鈕	1	1	1	1	1	1	1	1	1
LIV. & DIN. 客廳及飯廳	TV/FM Outlet 電視/電台天線插座	2	2	2	2	2	2	2	2	2
	Telephone Outlet 電話接駁位	2	2	2	2	2	2	2	2	2
	Internet Connection Point 互聯網接駁位	-	-	-	-	-	-	-	-	2
	13A Twin Socket Outlet 13A雙位電插座	2	2	2	2	2	2	2	2	2
	13A Single Socket Outlet 13A單位電插座	1	1	1	1	1	1	1	1	3
	Lighting Switch & Exhaust Fan Switch 燈掣與抽氣扇開關掣	2	2	2	2	2	2	2	2	2
	Lighting Switch 燈掣	3	4	3	3	3	3	3	3	6
	Lighting Point 燈位	3	4	3	3	3	3	4	4	5
	Video Door Phone 視像對講機	1	1	1	1	1	1	1	1	1
	Connection Unit for A/C Unit 空調機開關掣	2	2	2	2	2	2	2	2	4
	Glass Break Sensor 玻璃破碎探測器	1	1	-	-	-	-	-	-	-
	Door / Window Contact 門/窗磁接觸探測器	2	2	-	-	-	-	-	-	-
M.BED 主人睡房	TV/FM Outlet 電視/電台天線插座	1	1	1	1	1	1	1	1	1
	Telephone Outlet 電話接駁位	1	1	1	1	1	1	1	1	1
	Internet Connection Point 互聯網接駁位	-	-	-	-	-	-	-	-	1
	13A Twin Socket Outlet 13A雙位電插座	1	1	1	1	1	1	1	1	1
	13A Single Socket Outlet 13A單位電插座	2	2	3	2	3	2	3	2	3
	Lighting Switch & Exhaust Fan Switch 燈掣與抽氣扇開關掣	1	1	1	1	1	1	1	1	1
	Lighting Switch 燈掣	2	1	1	1	1	1	1	1	2
	Lighting Point 燈位	2	2	2	2	2	2	2	2	3
	Connection Unit for A/C Unit 空調機開關掣	1	1	1	1	1	1	1	1	2
	Glass Break Sensor 玻璃破碎探測器	1	1	-	-	-	-	-	-	-
	Door / Window Contact 門/窗磁接觸探測器	4	2	-	-	-	-	-	-	-
BED 1 睡房 1	TV/FM Outlet 電視/電台天線插座	1	1	1	1	1	1	1	1	1
	Telephone Outlet 電話接駁位	1	1	1	1	1	1	1	1	1
	Internet Connection Point 互聯網接駁位	-	-	-	-	-	-	-	-	1
	13A Twin Socket Outlet 13A雙位電插座	1	1	1	1	1	1	1	1	1
	13A Single Socket Outlet 13A單位電插座	2	2	2	2	2	2	2	2	2
	Lighting Switch & Exhaust Fan Switch 燈掣與抽氣扇開關掣	1	1	1	1	1	1	1	1	1
	Lighting Switch 燈掣	1	1	1	1	1	1	1	1	1
	Lighting Point 燈位	1	1	1	1	1	1	2	2	2
	Connection Unit for A/C Unit 空調機開關掣	1	1	1	1	1	1	1	1	2
	Glass Break Sensor 玻璃破碎探測器	1	1	-	-	-	-	-	-	-
	Door / Window Contact 門/窗磁接觸探測器	2	2	-	-	-	-	-	-	-
BED 2 睡房 2	TV/FM Outlet 電視/電台天線插座	1	1	1	1	1	1	1	1	1
	Telephone Outlet 電話接駁位	1	1	1	1	1	1	1	1	1
	13A Twin Socket Outlet 13A雙位電插座	1	1	1	1	1	1	1	1	1
	13A Single Socket Outlet 13A單位電插座	2	1	2	1	2	1	2	1	2
	Lighting Switch 燈掣	1	1	1	1	1	1	1	1	1
	Lighting Point 燈位	1	1	1	1	1	1	1	1	1
	Connection Unit for A/C Unit 空調機開關掣	1	1	1	1	1	1	1	1	1
	Glass Break Sensor 玻璃破碎探測器	1	-	-	-	-	-	-	-	-
	Door / Window Contact 門/窗磁接觸探測器	1	-	-	-	-	-	-	-	-
BED 3 睡房 3	TV/FM Outlet 電視/電台天線插座	1	1	1	1	1	1	1	1	1
	Telephone Outlet 電話接駁位	1	1	1	1	1	1	1	1	1
	13A Twin Socket Outlet 13A雙位電插座	1	1	1	1	1	1	1	1	1
	13A Single Socket Outlet 13A單位電插座	1	1	1	1	1	1	1	1	2
	Lighting Switch 燈掣	1	1	1	1	1	1	1	1	1
	Lighting Point 燈位	2	1	2	1	2	1	2	1	1
	Connection Unit for A/C Unit 空調機開關掣	1	1	1	1	1	1	1	1	1
U.T. 工作間	13A Single Socket Outlet 13A單位電插座	1	1	1	1	1	1	1	1	3
	Lighting Switch 燈掣	1	1	1	1	1	1	1	1	1
	Lighting Point 燈位	1	1	1	1	1	1	1	1	1
	Lighting Switch & Exhaust Fan Switch 燈掣與抽氣扇開關掣	1	1	1	1	1	1	1	1	1
	Miniature Circuit Breakers Board 總電掣箱	1	1	1	1	1	1	1	1	1
	Water Outlet Connection Point for Washing Machine 洗衣機去水位	-	-	-	-	-	-	-	-	1
	Water Inlet Connection Point for Washing Machine 洗衣機來水位	-	-	-	-	-	-	-	-	1
	Connection Unit for A/C Unit 空調機開關掣	1	1	-	-	-	-	-	-	-

*No designation of 4/F.
*不設4樓。

FITTINGS, FINISHES AND APPLIANCES
裝置、裝修物料及設備

SCHEDULE OF MECHANICAL & ELECTRICAL PROVISIONS OF RESIDENTIAL UNITS
住宅單位機電裝置數量說明表

THE TERRACE Tower 10
名庭 第十座

Floor 樓層		G/F 地下		1/F 1樓		2/F-3/F, 5/F 2樓至3樓, 5樓		6/F 6樓		7/F 7樓
Unit 單位		A	B	A	B	A	B	A	B	A
KIT. 廚房	13A Twin Socket Outlet 13A雙位電插座	2	2	2	2	2	2	2	2	2
	13A Single Socket Outlet 13A單位電插座	7	7	7	7	7	7	7	7	11
	Fuse Spur Unit 接線座	1	1	2	2	1	1	1	1	1
	20A Connection Unit 20A保險菲士蘇	2	2	2	2	2	2	2	2	2
	Water Outlet Connection Point for Washing Machine 洗衣機去水位	1	1	1	1	1	1	1	1	-
	Water Inlet Connection Point for Washing Machine 洗衣機來水位	1	1	1	1	1	1	1	1	-
	Lighting Switch 燈掣	1	1	-	-	-	-	-	-	-
	Lighting Point 燈位	9	6	6	6	6	6	6	6	7
	Lighting Switch & Exhaust Fan Switch 燈掣與抽氣扇開關掣	-	-	1	1	1	1	1	1	1
	Towngas Water Heater 煤氣熱水爐	2	2	2	2	-	-	-	-	-
	Towngas Water Heater Remote Control 煤氣熱水爐溫度控制器	1	1	1	1	1	1	1	1	1
	Door Bell 門鈴	2	1	2	2	2	2	2	2	2
	Audio / Visual Secuirty Alarm 保安系統閃燈警鐘	1	1	-	-	-	-	-	-	-
M.BATH 主人浴室	13A Single Socket Outlet 13A單位電插座	1	1	1	1	1	1	1	1	1
	Lighting Point 燈位	5	5	5	5	5	5	5	5	7
	Towngas Water Heater Remote Control 煤氣熱水爐溫度控制器	1	1	1	1	1	1	1	1	1
	PIR Sensor 紅外線感測器	1	1	-	-	-	-	-	-	-
BATH 1 浴室1	13A Single Socket Outlet 13A單位電插座	1	1	1	1	1	1	1	1	1
	Lighting Point 燈位	3	3	3	3	3	3	3	3	3
	Towngas Water Heater Remote Control 煤氣熱水爐溫度控制器	1	1	1	1	1	1	1	1	1
BATH 2 浴室 2	13A Single Socket Outlet 13A單位電插座	1	1	1	1	1	1	1	1	1
	Lighting Point 燈位	3	3	3	3	3	3	3	3	2
	Towngas Water Heater Remote Control 煤氣熱水爐溫度控制器	1	1	1	1	1	1	1	1	1
	PIR Sensor 紅外線感測器	-	1	-	-	-	-	-	-	-
LAV. 洗手間	Lighting Point 燈位	1	1	1	1	1	1	1	1	1
GARDEN 花園	13A Waterproof Single Socket Outlet 13A防水單位電插座	1	1	-	-	-	-	-	-	-
	Lighting Point 燈位	4	4	-	-	-	-	-	-	-
	PIR Sensor 紅外線感測器	1	1	-	-	-	-	-	-	-
A/C PLANT ROOM 空調機房	Lighting Switch 燈掣	1	1	-	-	1	1	1	1	3
	Lighting Point 燈位	2	1	-	-	2	2	2	2	4
	Isolator for Outdoor Air Conditioner 室外空調機開關掣	2	2	-	-	2	2	2	2	4
	Towngas Water Heater 煤氣熱水爐	-	-	-	-	2	2	2	2	2
	Fuse Spur Unit 接線座	-	-	-	-	2	2	2	2	2
BAL. 露台	Lighting Point 燈位	-	-	1	1	1	1	1	1	-
U.P. 工作平台	Lighting Point 燈位	-	-	1	1	1	1	1	1	1
FLAT ROOF 平台	Lighting Point 燈位	-	-	-	-	-	-	-	-	16
	13A Waterproof Single Socket Outlet 13A防水單位電插座	-	-	-	-	-	-	-	-	2
	Isolator for Outdoor Air Conditioner 室外空調機開關掣	-	-	2	2	-	-	-	-	-
External Staircase 室外樓梯	Lighting Point 燈位	-	-	-	-	-	-	-	-	3
ROOF 天台	13A Waterproof Single Socket Outlet 13A防水單位電插座	-	-	-	-	-	-	-	-	1
	Lighting Point 燈位	-	-	-	-	-	-	-	-	22
Private Lift Lobby 私人升降機大堂	Lighting Point 燈位	2	-	2	2	2	2	2	2	2
	Door Bell Push Button 門鈴按鈕	1	-	1	1	1	1	1	1	1

*No designation of 4/F.
*不設4樓。

FITTINGS, FINISHES AND APPLIANCES

裝置、裝修物料及設備

SCHEDULE OF MECHANICAL & ELECTRICAL PROVISIONS OF RESIDENTIAL UNITS

住宅單位機電裝置數量說明表

THE TERRACE House H1-H3, H6-H10
名庭 H1-H3, H6-H10號洋房

THE HIGHLAND House H1-H3, H5-H12, H15-H16, H18-H23, H25-H28, H30-H33, H35-H39
山庭 H1-H3, H5-H12, H15-H16, H18-H23, H25-H28, H30-H33, H35-H39號洋房

House 洋房		The Terrace House House H1-H3, H6-H10 名庭 H1-H3, H6-H10號洋房	The Highland House House H1-H16*, H21-H22 山庭 H1-H16號洋房*, H21-H22號洋房	The Highland House House H18-H20 山庭 H18-H20號洋房	The Highland House House H23-28*, H30-H38* 山庭 H23-H28號洋房*, H30-H38號洋房*	The Highland House House H39 山庭 H39號洋房
House Entrance 洋房入口	Visitor Panel 訪客對話機	1	1	1	1	1
House Entrance 大門入口	Lighting Point 燈位	1	1	1	1	1
	Door Bell Push Button 門鈴按鈕	1	1	1	1	1
	TV/FM Outlet 電視/電台天線插座	2	2	2	2	2
	Telephone Outlet 電話接駁位	2	2	2	2	2
	Internet Connection Point 互聯網接駁位	2	2	2	2	2
	13A Twin Socket Outlet 13A雙位電插座	2	2	2	2	2
	13A Single Socket Outlet 13A單位電插座	1	1	1	1	1
	Lighting Switch & Exhaust Fan Switch 燈掣與抽氣扇開關掣	2	2	2	2	2
	Lighting Switch 燈掣	4	5	5	5	5
	Lighting Point 燈位	12	9	9	10	10
	Video Door Phone 視像對講機	1	1	1	1	1
	Glass Break Sensor 玻璃破碎探測器	2	2	2	2	2
	Door / Window Contact 門/窗磁接觸探測器	5	4	4	3	6
	PIR Sensor 紅外線感測器	1	1	1	1	1
LIV. & DIN. 客廳及飯廳	TV/FM Outlet 電視/電台天線插座	1	1	1	1	2
	Telephone Outlet 電話接駁位	1	1	1	1	2
	Internet Connection Point 互聯網接駁位	1	1	1	1	2
	13A Twin Socket Outlet 13A雙位電插座	1	1	1	2	2
	13A Single Socket Outlet 13A單位電插座	3	3	3	3	2
	Lighting Switch & Exhaust Fan Switch 燈掣與抽氣扇開關掣	1	1	1	1	1
	Lighting Switch 燈掣	3	3	3	3	3
	Lighting Point 燈位	3	3	3	4	4
	Connection Unit for A/C Unit 空調機開關掣	3	3	3	3	3
	Glass Break Sensor 玻璃破碎探測器	1	1	1	1	1
	Door/ Window Contact 門/窗磁接觸探測器	2	2	2	2	3
M.BED 主人睡房	TV/FM Outlet 電視/電台天線插座	1	1	1	1	1
	Telephone Outlet 電話接駁位	1	1	1	1	1
	Internet Connection Point 互聯網接駁位	1	-	-	1	1
	13A Twin Socket Outlet 13A雙位電插座	1	1	1	1	1
	13A Single Socket Outlet 13A單位電插座	2	3	2	2	2
	Lighting Switch & Exhaust Fan Switch 燈掣與抽氣扇開關掣	1	1	1	1	1
	Lighting Switch 燈掣	2	3	2	1	1
	Lighting Point 燈位	1	3	2	2	3
	Connection Unit for A/C Unit 空調機開關掣	1	3	1	2	2
	Glass Break Sensor 玻璃破碎探測器	1	1	1	-	-
BED 1 睡房 1	Door/ Window Contact 門/窗磁接觸探測器	2	3	2	-	-
	TV/FM Outlet 電視/電台天線插座	1	1	1	1	1
	Telephone Outlet 電話接駁位	1	1	1	1	1
	Internet Connection Point 互聯網接駁位	-	-	1	-	-
	13A Twin Socket Outlet 13A雙位電插座	1	1	1	1	1
	13A Single Socket Outlet 13A單位電插座	1	2	1	2	2
	Lighting Switch & Exhaust Fan Switch 燈掣與抽氣扇開關掣	1	-	1	1	1
	Lighting Switch 燈掣	1	1	1	2	2
	Lighting Point 燈位	1	1	2	1	1
BED 2 睡房 2	Connection Unit for A/C Unit 空調機開關掣	1	1	1	1	2
	Glass Break Sensor 玻璃破碎探測器	1	1	-	1	1
	Door/ Window Contact 門/窗磁接觸探測器	-	2	-	2	2
	TV/FM Outlet 電視/電台天線插座	1	1	1	-	-
	Telephone Outlet 電話接駁位	1	1	1	-	-
	13A Twin Socket Outlet 13A雙位電插座	1	1	1	-	-
	13A Single Socket Outlet 13A單位電插座	2	2	2	-	-
	Lighting Switch & Exhaust Fan Switch 燈掣與抽氣扇開關掣	-	1	-	-	-
	Lighting Switch 燈掣	1	1	1	-	-
BED 3 睡房 3	Lighting Point 燈位	1	3	1	-	-
	Connection Unit for A/C Unit 空調機開關掣	1	1	1	-	-
	Switch for Electric Water Heater 電熱水爐開關掣	-	1	-	-	-
	Glass Break Sensor 玻璃破碎探測器	1	1	1	-	-
	Door/ Window Contact 門/窗磁接觸探測器	2	2	1	-	-
	TV/FM Outlet 電視/電台天線插座	1	1	1	-	-
	Telephone Outlet 電話接駁位	1	1	1	-	-
	13A Twin Socket Outlet 13A雙位電插座	1	1	1	-	-
	13A Single Socket Outlet 13A單位電插座	2	2	2	-	-

*No designation of House H4, H13, H14, H24 and H34.
*不設H4, H13, H14, H24 and H34號洋房。

FITTINGS, FINISHES AND APPLIANCES

裝置、裝修物料及設備

SCHEDULE OF MECHANICAL & ELECTRICAL PROVISIONS OF RESIDENTIAL UNITS

住宅單位機電裝置數量說明表

THE TERRACE House H5
名庭 H5號洋房

THE HIGHLAND House H17 & H29
山庭 H17及H29號洋房

House 洋房		The Terrace House H5 名庭 H5 號洋房	The Highland House H17 山庭 H17 號洋房	The Highland House H29 山庭 H29 號洋房
House Entrance 洋房入口	Visitor Panel 訪客對話機	1	1	1
House Entrance 大門入口	Lighting Point 燈位	1	1	1
	Door Bell Push Button 門鈴按鈕	1	1	1
LIV. & DIN. 客廳及飯廳	TV/FM Outlet 電視/電台天線插座	2	2	2
	Telephone Outlet 電話接駁位	2	2	2
	Internet Connection Point 互聯網接駁位	2	2	2
	13A Twin Socket Outlet 13A雙位電插座	-	2	2
	13A Single Socket Outlet 13A單位電插座	3	4	3
	Lighting Switch & Exhaust Fan Switch 燈掣與抽氣扇開關掣	1	2	2
	Lighting Switch 燈掣	3	6	7
	Lighting Point 燈位	28	29	39
	Video Door Phone 視像對講機	1	1	1
	Glass Break Sensor 玻璃破碎探測器	2	1	1
	Door / Window Contact 門/窗磁接觸探測器	5	4	3
	PIR Sensor 紅外線感測器	1	1	-
M.BED 主人睡房	TV/FM Outlet 電視/電台天線插座	1	1	1
	Telephone Outlet 電話接駁位	1	1	1
	Internet Connection Point 互聯網接駁位	1	1	1
	13A Twin Socket Outlet 13A雙位電插座	1	1	1
	13A Single Socket Outlet 13A單位電插座	6	5	4
	Lighting Switch & Exhaust Fan Switch 燈掣與抽氣扇開關掣	1	1	1
	Lighting Switch 燈掣	3	7	6
	Lighting Point 燈位	12	16	12
	Connection Unit for A/C Unit 空調機開關掣	3	3	3
	Glass Break Sensor 玻璃破碎探測器	1	1	1
	Door/ Window Contact 門/窗磁接觸探測器	2	2	2
BED 1 睡房 1	TV/FM Outlet 電視/電台天線插座	1	1	1
	Telephone Outlet 電話接駁位	1	1	1
	Internet Connection Point 互聯網接駁位	1	-	1
	13A Twin Socket Outlet 13A雙位電插座	1	1	1
	13A Single Socket Outlet 13A單位電插座	4	3	4
	Lighting Switch & Exhaust Fan Switch 燈掣與抽氣扇開關掣	1	1	1
	Lighting Switch 燈掣	1	7	2
	Lighting Point 燈位	6	13	5
	Connection Unit for A/C Unit 空調機開關掣	1	3	2
	Glass Break Sensor 玻璃破碎探測器	1	1	-
BED 2 睡房 2	Door/ Window Contact 門/窗磁接觸探測器	2	3	-
	TV/FM Outlet 電視/電台天線插座	1	1	1
	Telephone Outlet 電話接駁位	1	1	1
	Internet Connection Point 互聯網接駁位	-	-	-
	13A Twin Socket Outlet 13A雙位電插座	2	1	1
	13A Single Socket Outlet 13A單位電插座	1	3	2
	Lighting Switch & Exhaust Fan Switch 燈掣與抽氣扇開關掣	1	-	1
	Lighting Switch 燈掣	1	3	2
	Lighting Point 燈位	6	7	6
	Connection Unit for A/C Unit 空調機開關掣	1	1	1
BED 3 睡房 3	Glass Break Sensor 玻璃破碎探測器	1	1	1
	Door/ Window Contact 門/窗磁接觸探測器	-	2	2
	TV/FM Outlet 電視/電台天線插座	1	1	-
	Telephone Outlet 電話接駁位	1	1	-
	13A Twin Socket Outlet 13A雙位電插座	2	1	-
	13A Single Socket Outlet 13A單位電插座	2	4	-
	Lighting Switch & Exhaust Fan Switch 燈掣與抽氣扇開關掣	1	1	-
	Lighting Switch 燈掣	1	3	-
	Lighting Point 燈位	1	10	-
	Connection Unit for A/C Unit 空調機開關掣	1	1	-
	Switch for Electric Water Heater 電熱水爐開關掣	-	1	-
	Glass Break Sensor 玻璃破碎探測器	1	1	-
	Door/ Window Contact 門/窗磁接觸探測器	2	2	-

FITTINGS, FINISHES AND APPLIANCES

裝置、裝修物料及設備

SCHEDULE OF MECHANICAL & ELECTRICAL PROVISIONS OF RESIDENTIAL UNITS

住宅單位機電裝置數量說明表

THE TERRACE House H1-H3, H6-H10
名庭 H1-H3, H6-H10號洋房

THE HIGHLAND House H1-H3, H5-H12, H15-H16, H18-H23, H25-H28, H30-H33, H35-H39
山庭 H1-H3, H5-H12, H15-H16, H18-H23, H25-H28, H30-H33, H35-H39號洋房

House 洋房		The Terrace House H1-H3, H6-H10 名庭 H1-H3, H6-H10 號洋房	The Highland House H1-H16*, H21-H22 山庭 H1-H16 號洋房*, H21-H22 號洋房	The Highland House H18-H20 山庭 H18-H20 號洋房	The Highland House H23-28*, H30-H38* 山庭 H23-H28 號洋房*, H30-H38 號洋房*	The Highland House H39 山庭 H39 號洋房
U.T. 工作間	13A Single Socket Outlet 13A單位電插座	3	3	3	3	3
	Lighting Switch 燈掣	1	1	1	1	1
	Lighting Point 燈位	2	2	2	1	1
	Miniature Circuit Breakers Board 總電掣箱	1	1	1	1	-
	Water Outlet Connection Point for Washing Machine 洗衣機去水位	1	1	1	1	1
	Water Inlet Connection Point for Washing Machine 洗衣機來水位	1	1	1	1	1
	Lighting Switch & Exhaust Fan Switch 燈掣與抽氣扇開關掣	1	1	1	1	1
	Switch for Electric Water Heater 電熱水爐開關掣	1	-	1	-	-
	Connection Unit for A/C Unit 空調機開關掣	1	1	1	1	1
	Door Bell 門鈴	2	2	2	-	-
	Audio / Visual Secuirty Alarm 保安系統閃燈警鐘	1	1	1	-	-
KIT. 廚房	13A Twin Socket Outlet 13A雙位電插座	2	2	2	2	2
	13A Single Socket Outlet 13A單位電插座	11	11	11	10	10
	Fuse Spur Unit 接線座	2	-	-	-	-
	20A Connection Unit 20A保險菲士蘇	2	2	2	2	2
	Lighting Switch 燈掣	1	1	1	-	-
	Lighting Point 燈位	9	8	8	7	7
	Towngas Water Heater Remote Control 煤氣熱水爐溫度控制器	1	1	1	1	1
	Door Bell 門鈴	2	2	2	2	2
	Security Alarm Key Pad 保安系統制開關控制器	1	1	1	1	1
	Glass Break Sensor 玻璃破碎探測器	1	1	1	1	1
	Audio / Visual Secuirty Alarm 保安系統閃燈警鐘	1	1	1	1	1
	Door / Window Contact 門/窗磁接觸探測器	3	2	2	2	2
	13A Single Socket Outlet 13A單位電插座	1	1	1	1	1
	Lighting Point 燈位	7	7	7	7	7
M.BATH 主人浴室	Towngas Water Heater Remote Control 煤氣熱水爐溫度控制器	1	1	1	1	1
	Fuse Spur Unit 接線座	1	1	1	1	1
	Glass Break Sensor 玻璃破碎探測器	1	1	1	1	1
	13A Single Socket Outlet 13A單位電插座	1	1	1	1	1
BATH 1 浴室1	Lighting Point 燈位	3	3	3	3	3
	Towngas Water Heater Remote Control 煤氣熱水爐溫度控制器	1	1	1	1	1
	13A Single Socket Outlet 13A單位電插座	1	1	1	1	1
BATH 2 浴室 2	Lighting Point 燈位	3	3	3	3	3
	Towngas Water Heater Remote Control 煤氣熱水爐溫度控制器	1	1	1	1	1
	13A Single Socket Outlet 13A單位電插座	1	1	1	-	-
BATH 3 浴室 3	Lighting Point 燈位	3	3	3	-	-
	Towngas Water Heater Remote Control 煤氣熱水爐溫度控制器	1	-	1	-	-
	Electric Water Heater 電熱水爐	-	1	-	-	-
	Lighting Point 燈位	-	-	-	2	2
POWDER RM 客廳	Lighting Point 燈位	2	1	1	1	1
	Electric Water Heater 電熱水爐	1	-	1	-	-

*No designation of House H4, H13, H14, H24 and H34.

*不設H4, H13, H14, H24 and H34號洋房。

FITTINGS, FINISHES AND APPLIANCES

裝置、裝修物料及設備

SCHEDULE OF MECHANICAL & ELECTRICAL PROVISIONS OF RESIDENTIAL UNITS

住宅單位機電裝置數量說明表

THE TERRACE House H5
名庭 H5號洋房

THE HIGHLAND House H17 & H29
山庭 H17及H29號洋房

House 洋房		The Terrace House H5 名庭 H5號洋房	The Highland House H17 山庭 H17號洋房	The Highland House H29 山庭 H29號洋房
U.T. 工作間	13A Single Socket Outlet 13A單位電插座	3	3	3
	Lighting Switch 燈掣	1	1	1
	Lighting Point 燈位	2	2	1
	Miniature Circuit Breakers Board 總電掣箱	1	1	1
	Water Outlet Connection Point for Washing Machine 洗衣機去水位	1	1	1
	Water Inlet Connection Point for Washing Machine 洗衣機來水位	1	1	1
	Lighting Switch & Exhaust Fan Switch 燈掣與抽氣扇開關掣	1	1	1
	Switch for Electric Water Heater 電熱水爐開關掣	1	-	-
	Connection Unit for A/C Unit 空調機開關掣	1	1	1
	Door Bell 門鈴	2	2	-
	Audio / Visual Security Alarm 保安系統閃燈警鐘	1	1	-
KIT. 廚房	13A Twin Socket Outlet 13A雙位電插座	2	2	2
	13A Single Socket Outlet 13A單位電插座	8	11	10
	Fuse Spur Unit 接線座	2	-	1
	20A Connection Unit 20A保險菲士蘇	2	2	2
	Lighting Switch 燈掣	2	1	-
	Lighting Point 燈位	7	6	4
	Towngas Water Heater Remote Control 煤氣熱水爐溫度控制器	1	1	1
	Door Bell 門鈴	2	2	2
	Security Alarm Key Pad 保安系統制開關控制器	1	1	1
	Glass Break Sensor 玻璃破碎探測器	1	1	1
	Audio / Visual Security Alarm 保安系統閃燈警鐘	1	1	1
	Door / Window Contact 門/窗磁接觸探測器	3	2	2
	13A Single Socket Outlet 13A單位電插座	1	1	2
	Lighting Point 燈位	4	9	3
M.BATH 主人浴室	Towngas Water Heater Remote Control 煤氣熱水爐溫度控制器	1	1	1
	Fuse Spur Unit 接線座	1	-	-
	Glass Break Sensor 玻璃破碎探測器	1	1	-
	13A Single Socket Outlet 13A單位電插座	1	1	1
BATH 1 浴室1	Lighting Point 燈位	3	4	4
	Towngas Water Heater Remote Control 煤氣熱水爐溫度控制器	1	1	1
	13A Single Socket Outlet 13A單位電插座	1	1	1
BATH 2 浴室 2	Lighting Point 燈位	3	3	4
	Towngas Water Heater Remote Control 煤氣熱水爐溫度控制器	1	1	1
	Glass Break Sensor 玻璃破碎探測器	-	-	-
	Door / Window Contact 門/窗磁接觸探測器	-	-	-
BATH 3 浴室 3	13A Single Socket Outlet 13A單位電插座	1	1	-
	Lighting Point 燈位	3	3	-
	Towngas Water Heater Remote Control 煤氣熱水爐溫度控制器	1	-	-
	Electric Water Heater 電熱水爐	-	1	-
POWDER RM 客廳	Lighting Point 燈位	-	-	2
LAV. 洗手間	Lighting Point 燈位	2	1	1
	Electric Water Heater 電熱水爐	1	-	-

FITTINGS, FINISHES AND APPLIANCES
裝置、裝修物料及設備

SCHEDULE OF MECHANICAL & ELECTRICAL PROVISIONS OF RESIDENTIAL UNITS
住宅單位機電裝置數量說明表

THE TERRACE House H1-H3, H6-H10
名庭 H1-H3, H6-H10號洋房
THE HIGHLAND House H1-H3, H5-H12, H15-H16, H18-H23, H25-H28, H30-H33, H35-H39
山庭 H1-H3, H5-H12, H15-H16, H18-H23, H25-H28, H30-H33, H35-H39號洋房

House 洋房		The Terrace House House H1-H3, H6-H10 名庭 H1-H3, H6-H10號洋房	The Highland House House H1-H16*, H21-H22 山庭 H1-H16號洋房*, H21-H22號洋房	The Highland House House H18-H20 山庭 H18-H20號洋房	The Highland House House H23-28*, H30-H38* 山庭 H23-H28號洋房*, H30-H38號洋房*	The Highland House House H39 山庭 H39號洋房
CARPARK 停車場	13A Single Socket Outlet 13A單位電插座	2	2	2	H23, H25-H28, H37-H38 : 1 H30-H33, H35-36 : 2	2
	Door Bell Push Button 門鈴按鈕	1	1	1	1	1
	Lighting Point 燈位	H1, H2, H3, H8, H10 : 5 H6, H7, H9 : 7	5	H18, H20 : 5 H19 : 6	H23, H25-H28, H37-H38 : 3 H30-H33, H35-36 : 5	5
	Sprinkler Head 消防花灑頭	H1, H2, H6 : 7 H3 : 8 H7, H9 : 7 H8 : 5 H10 : 4	H1, H8-H16, H21-H22 : 5 H2-H7 : 7	6	H23, H27 : 4 H26, H38 : 6 H25, H28, H37 : 5 H30-H33, H35-H36 : 5	4
CORRIDOR (Near CARPARK) 走廊 (近停車場)	Lighting Switch 燈掣	2	1	1	1	1
	Lighting Point 燈位	2	1	2	2	2
	Door / Window Contact 門/窗磁接觸探測器	1	1	1	1	1
	Sprinkler Head 消防花灑頭	1	1	1	-	-
	Heat Detector 熱能感應器	1	-	-	-	-
	Security Alarm Key Pad 保安系統制開關控制器	1	1	1	1	1
CORRIDOR (1/F) 走廊 (一樓)	TV/FM Outlet 電視/電台天線插座	1	1	1	-	-
	Telephone Outlet 電話接駁位	1	1	1	-	-
	13A Twin Socket Outlet 13A雙位電插座	1	1	1	-	-
	13A Single Socket Outlet 13A單位電插座	1	1	1	1	1
	Lighting Point 燈位	1	2	2	2	1
	Connection Unit for A/C Unit 空調機開關掣	1	1	1	1	1
	Video Door Phone 視像對講機	1	1	1	1	1
FAMILY ROOM 家庭廳	TV/FM Outlet 電視/電台天線插座	-	1	-	-	-
	Telephone Outlet 電話接駁位	-	1	-	-	-
	Internet Connection Point 互聯網接駁位	-	1	-	-	-
	13A Twin Socket Outlet 13A雙位電插座	-	1	-	-	-
	13A Single Socket Outlet 13A單位電插座	-	2	-	-	-
	Lighting Switch 燈掣	-	3	-	-	-
	Lighting Point 燈位	-	3	-	-	-
	Glass Break Sensor 玻璃破碎探測器	-	1	-	-	-
	Door / Window Contact 門/窗磁接觸探測器	-	2	-	-	-
	Connection Unit for A/C Unit 空調機開關掣	-	2	-	-	-
STORE 儲物房	Lighting Switch 燈掣	-	-	-	1	1
	Lighting Point 燈位	-	-	-	1	1
	Miniature Circuit Breaker Board 總電掣箱	-	-	-	-	1

*No designation of House H4, H13, H14, H24 and H34.
*不設H4, H13, H14, H24 and H34號洋房。

FITTINGS, FINISHES AND APPLIANCES

裝置、裝修物料及設備

SCHEDULE OF MECHANICAL & ELECTRICAL PROVISIONS OF RESIDENTIAL UNITS

住宅單位機電裝置數量說明表

THE TERRACE House H5
名庭 H5號洋房

THE HIGHLAND House H17 & H29
山庭 H17及H29號洋房

House 洋房		The Terrace House H5 名庭 H5 號洋房	The Highland House H17 山庭 H17 號洋房	The Highland House H29 山庭 H29 號洋房
CARPARK 停車場	13A Single Socket Outlet 13A單位電插座	2	2	2
	Door Bell Push Button 門鈴按鈕	1	1	1
	Lighting Point 燈位	6	5	5
	Sprinkler Head 消防花灑頭	5	5	5
CORRIDOR (Near CARPARK) 走廊 (近停車場)	Lighting Switch 燈掣	2	2	1
	Lighting Point 燈位	2	1	3
	Door / Window Contact 門/窗磁接觸探測器	1	1	1
	Sprinkler Head 消防花灑頭	1	1	-
	Heat Detector 熱能感應器	1	-	-
	Security Alarm Key Pad 保安系統制開關控制器	1	1	1
CORRIDOR (1/F) 走廊 (一樓)	TV/FM Outlet 電視/電台天線插座	2	1	-
	Telephone Outlet 電話接駁位	1	1	-
	13A Twin Socket Outlet 13A雙位電插座	1	1	-
	13A Single Socket Outlet 13A單位電插座	1	1	1
	Lighting Point 燈位	2	4	3
	Connection Unit for A/C Unit 空調機開關掣	1	1	1
	Video Door Phone 視像對講機	1	1	1
FAMILY ROOM 家庭廳	TV/FM Outlet 電視/電台天線插座	-	1	-
	Telephone Outlet 電話接駁位	-	1	-
	Internet Connection Point 互聯網接駁位	-	1	-
	13A Twin Socket Outlet 13A雙位電插座	-	2	-
	13A Single Socket Outlet 13A單位電插座	-	2	-
	Lighting Switch 燈掣	-	3	-
	Lighting Point 燈位	-	13	-
	Glass Break Sensor 玻璃破碎探測器	-	1	-
	Door / Window Contact 門/窗磁接觸探測器	-	2	-
	Connection Unit for A/C Unit 空調機開關掣	-	2	-
STORE 儲物房	Lighting Switch 燈掣	-	-	1
	Lighting Point 燈位	-	-	1

FITTINGS, FINISHES AND APPLIANCES
裝置、裝修物料及設備

SCHEDULE OF MECHANICAL & ELECTRICAL PROVISIONS OF RESIDENTIAL UNITS
住宅單位機電裝置數量說明表

THE TERRACE House H1-H3, H6-H10
名庭 H1-H3, H6-H10號洋房
THE HIGHLAND House H1-H3, H5-H12, H15-H16, H18-H23, H25-H28, H30-H33, H35-H39
山庭 H1-H3, H5-H12, H15-H16, H18-H23, H25-H28, H30-H33, H35-H39號洋房

House 洋房		The Terrace House House H1-H3, H6-H10 名庭 H1-H3, H6-H10號洋房	The Highland House House H1-H16*, H21-H22 山庭 H1-H16號洋房*, H21-H22號洋房	The Highland House House H18-H20 山庭 H18-H20號洋房	The Highland House House H23-28*, H30-H38* 山庭 H23-H28號洋房*, H30-H38號洋房*	The Highland House House H39 山庭 H39號洋房
A/C PLANT ROOM 空調機房	Lighting Switch 燈掣	-	H1-H3, H5-H11 : 1 H12, H15-H16, H21-H22 : -	H18, H19 : 1 H20 : -	-	-
	Lighting Point 燈位	-	H2-H3, H5-H7 : 4 H1, H8-H11 : 3 H12, H15-H16, H21-H22 : -	H18 : 4 H19 : 3 H20 : -	-	-
	13A Single Socket Outlet 13A 單位電插座	-	H1-H3, H5-H11 : 1 H12, H15-H16, H21-H22 : -	H18, H19 : 1 H20 : -	-	-
	Miniature Circuit Breaker Board 總電掣箱	-	H1-H11 : 1 H12, H15-H16, H21-H22 : -	H18, H19 : 1 H20 : -	-	-
	Isolator for Outdoor Air Conditioner 室外空調機開關掣	-	H1-H3, H5-H11 : 2 H12, H15-H16, H21-H22 : -	H18, H19 : 2 H20 : -	-	-
GARDEN 花園	13A Waterproof Single Socket Outlet 13A防水單位電插座	1	1	1	1	1
	Lighting Point 燈位	H1, H2 : 10 H3, H7 : 12 H6, H9, H10 : 11 H8 : 13	H1, H7 : 10 H2-H3, H5-H12, H15-H16 : 9 H21 : 12 H22 : 13	H18, H19 : 8 H20 : 7	H23 : 13 H25, H27-H28, H30-H33, H35-H38 : 11 H26 : 10	8
BAL. 露台	Lighting Point 燈位	2	2	2	2	2
INTERNAL STAIRCASE 內置樓梯	Lighting Switch 燈掣	3	3	4	3	3
	Lighting Point 燈位	4	3	3	2	2
	Glass Break Sensor 玻璃破碎探測器	1	1	1	1	1
	Door / Window Contact 門/窗磁接觸探測器	1	1	1	1	1
U.P. 工作平台	Lighting Point 燈位	-	-	1	1	1
FLAT ROOF 平台	Lighting Point 燈位	1	3	-	-	-
ROOF 天台	13A Waterproof Single Socket Outlet 13A防水單位電插座	2	2	2	2	2
	Lighting Point 燈位	12	10	11	9	11
	Isolator for Outdoor Gas Water Heater 熱水爐開關掣	2	2	2	2	2
	Towngas Water Heater 煤氣熱水爐	2	2	2	2	2
	Isolator for Outdoor Air Conditioner 室外空調機開關掣	6	H1-H11 : 5 H12-H16, H21-H22 : 8	H18, H19 : 5 H20 : 7	6	7

*No designation of House H4, H13, H14, H24 and H34.
*不設H4, H13, H14, H24 and H34號洋房。

FITTINGS, FINISHES AND APPLIANCES
裝置、裝修物料及設備

SCHEDULE OF MECHANICAL & ELECTRICAL PROVISIONS OF RESIDENTIAL UNITS
住宅單位機電裝置數量說明表

THE TERRACE House H5
名庭 H5號洋房
THE HIGHLAND House H17 & H29
山庭 H17及H29號洋房

House 洋房		The Terrace House H5 名庭 H5號洋房	The Highland House H17 山庭 H17號洋房	The Highland House H29 山庭 H29號洋房
A/C PLANT ROOM 空調機房	Lighting Switch 燈掣	-	-	-
	Lighting Point 燈位	-	-	-
	13A Single Socket Outlet 13A 單位電插座	-	-	-
	Miniature Circuit Breaker Board 總電掣箱	-	-	-
	Isolator for Outdoor Air Conditioner 室外空調機開關掣	-	-	-
GARDEN 花園	13A Waterproof Single Socket Outlet 13A防水單位電插座	1	1	1
	Lighting Point 燈位	10	9	8
BAL. 露台	Lighting Point 燈位	2	2	2
INTERNAL STAIRCASE 內置樓梯	Lighting Switch 燈掣	3	4	4
	Lighting Point 燈位	4	4	2
	Glass Break Sensor 玻璃破碎探測器	1	1	1
	Door / Window Contact 門/窗磁接觸探測器	1	1	1
U.P. 工作平台	Lighting Point 燈位	-	-	1
FLAT ROOF 平台	Lighting Point 燈位	1	1	-
ROOF 天台	13A Waterproof Single Socket Outlet 13A防水單位電插座	2	2	2
	Lighting Point 燈位	12	10	9
	Isolator for Outdoor Gas Water Heater 熱水爐開關掣	2	2	2
	Towngas Water Heater 煤氣熱水爐	2	2	2
	Isolator for Outdoor Air Conditioner 室外空調機開關掣	6	8	6

SERVICE AGREEMENTS
服務協議

Potable and flushing water is supplied by Water Supplies Department.

Electricity is supplied by CLP Power Hong Kong Limited.

Towngas is supplied by The Hong Kong and China Gas Company Limited.

食水及沖廁水由水務署供應。

電力由中華電力有限公司供應。

煤氣由香港中華煤氣有限公司供應。

GOVERNMENT RENT
地稅

The Vendor is liable to pay the Government rent in respect of each of the residential properties in the Development up to and including the date of the Assignment of the relevant residential property.

賣方有法律責任繳付發展項目內每一住宅物業直至有關的住宅物業轉讓契之日期（包括簽署轉讓契當日）之地稅。

MISCELLANEOUS PAYMENTS BY PURCHASER

買方的雜項付款

1. On the delivery of the vacant possession of the specified residential property to the Purchaser, the Purchaser is liable to reimburse the owner for the deposits for water, electricity and gas.
2. On that delivery, the Purchaser is not liable to pay to the owner a debris removal fee.
3. The Purchaser is liable to pay the above deposits and fee on that delivery notwithstanding that the exact amount is yet to be ascertained at the date on which the sales brochure is printed.

Note: On that delivery, the purchaser is liable to pay a debris removal fee to the manager (not the Vendor) of the development under the deed of mutual covenant, and where the Vendor has paid that debris removal fee, the purchaser shall reimburse the Vendor for the same.

1. 在向買方交付指明住宅物業在空置情況下的管有權時，買方須負責向擁有人補還有關單位之水、電力及氣體的按金。
2. 在交付時，買方不須向擁有人支付清理廢料的費用。
3. 縱使上述繳付金額在售樓說明書的印製日期仍有待確定，買方仍須在交付時繳付上述按金及費用。

附註：在交付時，買方須根據公契向發展項目的管理人 (而非賣方) 支付清理廢料的費用，而如賣方已支付清理廢料的費用，買方須向賣方補還清理廢料的費用。

DEFECT LIABILITY WARRANTY PERIOD

欠妥之處的保養責任期

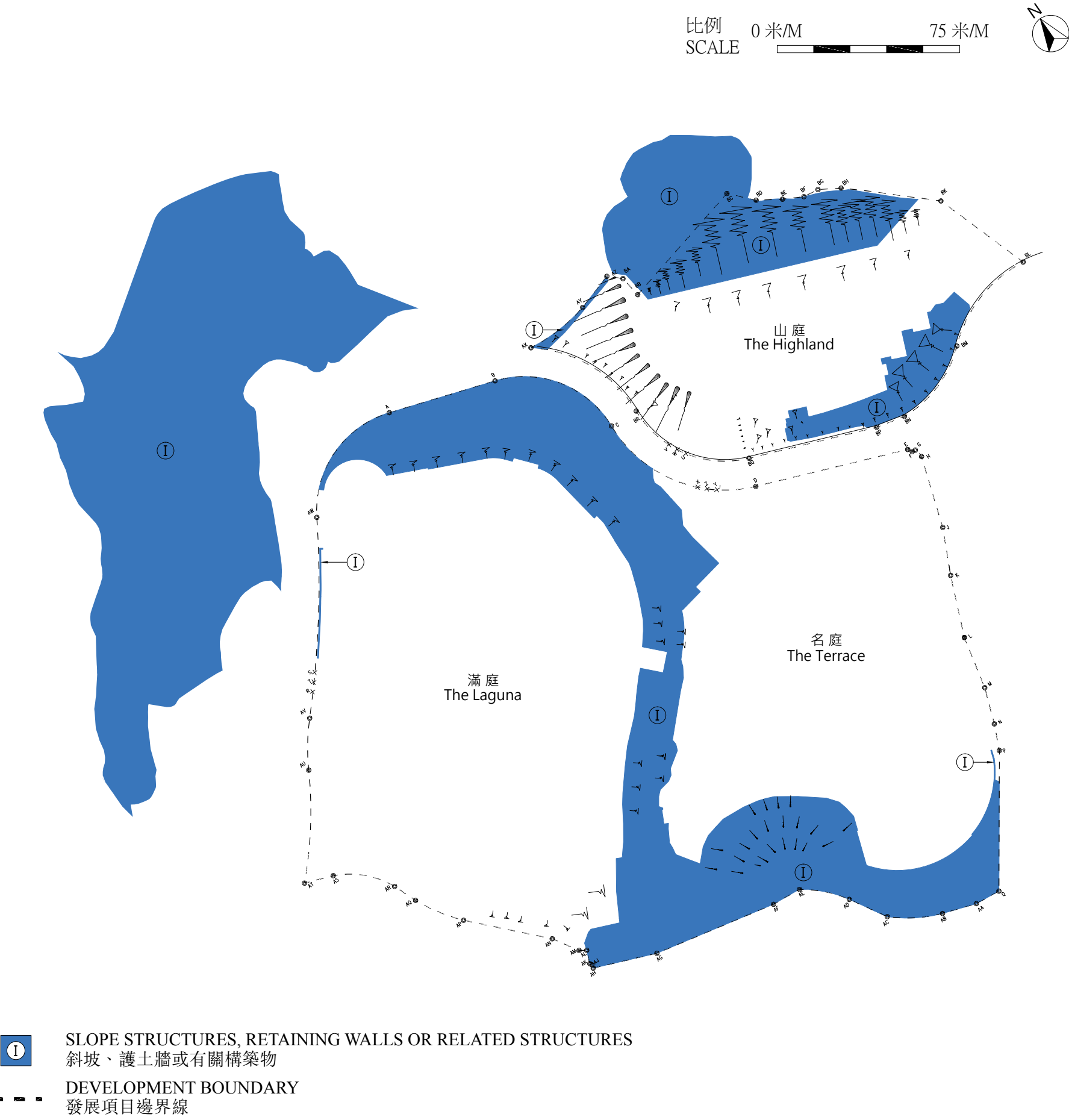
The Vendor shall, at its own cost and as soon as reasonably practicable after receipt of a written notice served by the Purchaser within 6 months after the date of completion of the sale and purchase of the residential property, remedy any defects to that Property, or the fittings, finishes or appliances incorporated into the Property as set out in the agreement for sale and purchase concerned, caused otherwise than by the act or neglect of the Purchaser.

凡物業或於買賣合約列出裝設於物業內的裝置、裝修物料或設備有欠妥之處，而該欠妥之處並非由買方行為或疏忽造成，則賣方在接獲買方在買賣成交日期後的6個月內送達的書面通知，須於合理地切實可行的範圍內盡快自費作出補救。

1. The Land Grant requires the owners of the residential properties in the Development to maintain any slope at their own cost. The terms of the requirement are as follows:
 - (i) (a) Where there is or has been any cutting away, removal or setting back of any land, or any building up or filling in or any slope treatment works of any kind whatsoever, whether with or without the prior written consent of the Director of Lands (“Director”), either within the lot or on any Government land, which is or was done for the purpose of or in connection with the formation, levelling or development of the lot or any part thereof or any other works required to be done by the Purchaser under the Land Grant, or for any other purpose, the Purchaser shall at his own expense carry out and construct such slope treatment works, retaining walls or other support, protection, drainage or ancillary or other works as shall or may then or at any time thereafter be necessary to protect and support such land within the lot and also any adjacent or adjoining Government or leased land and to obviate and prevent any falling away, landslip or subsidence occurring thereafter. The Purchaser shall at all times during the term of the Land Grant maintain at his own expense the said land, slope treatment works, retaining walls or other support, protection, drainage or ancillary or other works in good and substantial repair and condition to the satisfaction of the Director.
 - (b) Nothing in paragraph (a) above shall prejudice the Government's rights under the Land Grant.
 - (c) In the event that as a result of or arising out of any formation, levelling, development or other works done by the Purchaser or owing to any other reason, any falling away, landslip or subsidence occurs at any time, whether in or from any land, within the lot or from any adjacent or adjoining Government or leased land, the Purchaser shall at his own expense reinstate and make good the same to the satisfaction of the Director and shall indemnify the Government its agents and contractors from and against all costs, charges, damages, demands and claims whatsoever which shall or may be made, suffered or incurred through or by reason of such falling away, landslip or subsidence.
 - (d) In addition to any other rights or remedies provided in the Land Grant for breach thereof, the Director shall be entitled by notice in writing to call upon the Purchaser to carry out, construct and maintain the said land, slope treatment works, retaining walls, or other support, protection, and drainage or ancillary or other works or to reinstate and make good any falling away, landslip or subsidence, and if the Purchaser shall neglect or fail to comply with the notice to the satisfaction of the Director within the period specified therein, the Director may forthwith execute and carry out any necessary works and the Purchaser shall on demand repay to the Government the cost thereof, together with any administrative or professional fees and charges.
 - (ii) (a) The purchaser acknowledges that the land may be affected by landslip hazards including boulder falls due to the natural terrain of the areas respectively shown coloured pink cross-hatched black and pink cross-hatched black stippled blue on Plan 2 annexed to the Land Grant (collectively “the Pink Cross-hatched Black Areas”) and the nearby areas shown coloured green cross-hatched black on Plan 2 annexed to the Land Grant (“the Green Cross-hatched Black Areas”). On completion of a geotechnical investigation (“the Geotechnical Investigation”) required by the Land Grant to be carried out by the purchaser within the land and the Green Cross-hatched Black Areas for such hazards, the purchaser shall at his own expense and in all respects to the satisfaction of the Director carry out all necessary mitigation and stabilization works within the land within such time as the Director in his absolute discretion shall require (“the Mitigation and Stabilization Works”) so as to protect any building or structure on the land or any part thereof and any residents therein and their bona fide guests, visitors and invitees from landslip hazards including boulder falls arising from the Pink Cross-hatched Black Areas and the Green Cross-hatched Black Areas. Where it is deemed necessary by the Government or the purchaser or both to carry out mitigation and stabilization works within any Government land outside the lot including the Green Cross-hatched Black Areas (which Government land including the Green Cross-hatched Black Areas are collectively referred to as “the Outside Areas” and which mitigation and stabilization works within the Outside Areas are referred to as “the Mitigation and Stabilization Outside Works”), the purchaser shall, upon receipt of the Director’s written approval to or request for the Mitigation and Stabilization Outside Works, at his own expense in accordance with the approval or request carry out and complete the Mitigation and Stabilization Outside Works within such time as the Director in his absolute discretion shall require and in all respects to the satisfaction of the Director. The purchaser shall register at his own expense in the Land Registry against the lot record plans accepted by the Director indicating the location and the scope of the Mitigation and Stabilization Works and the Mitigation and Stabilization Outside Works respectively.
 - (b) The purchaser shall at all times during the term of the Land Grant maintain at his own expense the Mitigation and Stabilization Works and the Mitigation and Stabilization Outside Works in good substantial repair and conditions in all respects to the satisfaction of the Director to ensure the continuing functioning of the Mitigation and Stabilization Works and the Mitigation and Stabilization Outside Works. The Director shall be entitled by notice in writing to call upon the purchaser to carry out such maintenance works as the Director shall in his absolute discretion deem fit. If the purchaser neglects or fails to comply with such notice to the satisfaction of the Director within the period specified, or as required in an emergency, the Director may forthwith execute and carry out the required maintenance works as he may consider and the purchaser shall on demand repay the Government the cost thereof, together with any administrative and professional fees and charges.
 - (c) In the event that as a result of or arising out of the Geotechnical Investigation, the Mitigation and Stabilization Works or the Mitigation and Stabilization Outside Works, any damage is done to any Government land including the Outside Areas or any land outside the land, the purchaser shall make good such damage at his own expense and in all respects to the satisfaction of the Director. The purchaser shall indemnify and keep indemnified the Government from and against all actions, proceedings, liabilities, claims, costs and demands whatsoever including but without limitation to any damage to or loss of properties and life or personal injuries arising directly or indirectly out of or incidental to any works being carried out or having been carried out pursuant to this subparagraph or the omission, neglect or default by the purchaser to carry out any such works or any landslip hazards including boulder falls from the Green Cross-hatched Black Areas and the Pink Cross-hatched Black Areas.
2. Each of the owners is obliged to contribute towards the costs of the maintenance work.
3. Please refer to the plan in this section for the location of the slope structures, retaining walls or related structures (if any)(the location is coloured in indigo).
4. Under the Deed of Mutual Covenant, the manager of the development has the owners’ authority to carry out the maintenance work.

1. 批地文件規定，發展項目中的住宅物業的擁有人須自費維修任何斜坡，該規定的條款如下：
 - (i) (a) 如在該土地或任何政府土地上有進行或曾進行任何為該土地的塑造、平整或發展或其他承授人於批地文件下須進行的工程的目的或與上述工程有關連的情況下或為任何其他目的而進行的任何土地之削去、清除及後移工程或任何堆土、填土或任何種類的斜坡整理工程（不論該等工程是否已獲地政總署署長（「署長」）事先書面同意），承授人須自費進行及建造於當時或其後任何時間內有需要之斜坡整理工程、擋土牆或其他支撐、防護或排水系統或其他工程，以保護及支持該土地及任何毗鄰或毗連之政府土地或已出租土地，及排除或預防其後發生的任何泥土剝落、泥石傾瀉或土地下陷。承授人須於批地文件的年期內的所有時間自費保養上述的土地、斜坡整理工程、擋土牆或其他支撐、防護措施、排水系統或輔助或其他工程使之維持良好維修及保養狀況，至使署長滿意。
 - (b) 上述第(a)段不損害政府在批地文件下的權利。
 - (c) 如該土地或任何相鄰或毗連政府土地或已出租土地因承授人進行塑造、平整、發展或者其他工程或由於其他原因而導致或引起任何泥土傾瀉、山泥傾瀉或下陷，承授人須自費復原及補救至使署長滿意，且須就該等泥土傾瀉、山泥傾瀉或下陷而將會或可能引致、蒙受或招致的任何成本、費用、損害、索求及申索向政府、其代理人及承辦商彌償。
 - (d) 除任何其他批地文件訂明就當中任何條文的違反而享有的權利或濟助外，署長有權書面要求承授人進行、建造及保養上述土地、斜坡整理工程、擋土牆、或其他支撐、防護措施和排水系統或輔助或其他工程，或復原或補救任何泥土傾瀉、山泥傾瀉或下陷；如承授人未能在該通知指明的期限內遵行該通知至使署長滿意，署長可立即執行和進行任何必要的工程，且承授人須應要求向政府歸還工程費用，連同任何行政或專業費用及收費。
 - (ii) (a) 承授人確認因應批地文件所夾附的圖則2上以粉紅色黑交叉斜線及粉紅色黑交叉斜線藍點顯示的範圍（統稱「粉紅色黑交叉斜線範圍」）和批地文件所夾附的圖則2上以綠色黑交叉斜線顯示的鄰近範圍（「綠色黑交叉斜線範圍」）的天然地形，該土地可能受到包括礫石下墜的山泥傾瀉危險所影響。於批地文件要求由承授人在該土地及綠色黑交叉斜線範圍就該等危險進行的岩土工程勘察（「岩土工程勘察」）完成後，承授人須自費於該土地內按署長據其絕對酌情權所要求的時限內進行所有必須的緩解及鞏固工程（「該等緩解及鞏固工程」），致使署長在各方面滿意，以保護於該土地或其任何部分上的任何建築物或構築物，及其內之任何住客及其真實賓客、訪客及所邀請者免受因粉紅色黑交叉斜線範圍及綠色黑交叉斜線範圍引起的包括礫石下墜的山泥傾瀉危險。如政府或承授人或兩者認為有必要於任何處於該土地外的包括綠色黑交叉斜線範圍的政府土地上進行緩解及鞏固工程（該等包括綠色黑交叉斜線範圍的政府土地統稱「外在範圍」，而該等於外在範圍進行的緩解及鞏固工程下稱「外在緩解及鞏固工程」），承授人須於收到署長書面批准或要求進行外在緩解及鞏固工程時，自費按該批准或要求，於按署長據其絕對酌情權所要求的時限內，進行及完成外在緩解及鞏固工程，致使署長在各方面滿意。承授人須自費分別就該土地於土地註冊處註冊獲署長接納的記錄圖則以標示該等緩解及鞏固工程和外在緩解及鞏固工程的位置及範圍。
 - (b) 承授人須於批地文件租期的所有時間自費維持該等緩解及鞏固工程和外在緩解及鞏固工程修葺及狀態良好堅固，致使署長在各方面滿意，以確保該等緩解及鞏固工程和外在緩解及鞏固工程持續運作。署長有權以書面通知形式要求承授人進行按署長據其絕對酌情權所認為適宜的保養工程。如承授人忽略或未能在指明期限內或在緊急情況下根據需要遵行該通知致使署長滿意，署長可立即執行和進行任何署長認為有需要的保養工程，而承授人須應要求向政府連同任何行政及專業費用及收費歸還該工程的費用。
 - (c) 倘若因岩土工程勘察、該等緩解及鞏固工程或外在緩解及鞏固工程導致或引起任何包括外在範圍或任何處於該土地外的政府土地造成任何損害，承授人須自費進行修葺致使署長在各方面滿意。承授人須就一切訴訟、司法程序、責任、申索、費用和索求（包括但不限於任何因根據本分段進行或曾經進行的任何工程，或因承授人遺漏、忽略、或未能進行任何該等工程，或因綠色黑交叉斜線範圍及粉紅色黑交叉斜線範圍的包括礫石下墜的任何山泥傾瀉危險，直接或間接引起或附帶的任何財物損失或人身傷亡）對政府作出彌償或確保其獲得彌償。
2. 每名擁有人均須分擔維修工程的費用。
3. 斜坡、護土牆或有關構築物（如有）之位置，請參閱本節之附圖（位置以靛藍色表示）。
4. 根據公契，發展項目的管理人獲擁有人授權進行維修工程。

MAINTENANCE OF SLOPES
斜坡維修



MODIFICATION
修訂

No existing application to the Government for a modification of the land grant for the Development has been made.

本發展項目現時並沒有向政府提出申請修訂批地文件。

1. Noise Mitigation Measures

1. Noise Impact Assessment

The Development is situated in close proximity to the Tuen Mun Road. The Land Grant requires that the traffic noise generated from the Tuen Mun Road and other nearby public roads to be addressed in the design of the Development. Noise impact assessment has been carried out by the Vendor as required by the Land Grant.

2. Noise Impact Assessment Report

A noise impact assessment report has been approved under Special Condition No. (46) of the Land Grant with reference number R3204_V4.1 and dated October 2016 (the “NIAR”). The NIAR will be available in the sales office for inspection by prospective purchaser free of charge (photocopies will be available on payment of photocopying charges).

3. Noise Mitigation Measures

According to section 2.6 of the NIAR, the noise mitigation measures specified in the “Schedule of Noise Mitigation Measures” below (the “Noise Mitigation Measures”) will be constructed or installed in the Development. The Noise Mitigation Measures are more particularly described in the NIAR.

4. Schedule of Noise Mitigation Measures

The Laguna	Noise Mitigation Measures	Location
Tower 1	Acoustic Fin	- G/F, outside Master Bedroom of Unit A - G/F to 19/F, outside Master Bedroom of Unit B - 2/F to 20/F, outside Master Bedroom of Unit D
	Metal Architectural Feature	- G/F to 19/F, outside Living Room of Unit A and Unit B - 2/F to 20/F, outside Living Room of Unit C, Unit D and Unit E
	Insulated Glass Unit	- 1/F to 19/F, Living Room, Master Bedroom and Bedroom 1 of Unit A - 20/F, Living Room, Master Bedroom, Bedroom 1 and Bedroom 2 of Unit A - 5/F to 19/F, Living Room, Master Bedroom and Bedroom 1 of Unit B - 2/F to 20/F, Living Room, Master Bedroom and Bedroom 1 of Unit E
	Fixed Glazing with Maintenance Window	- 2/F to 19/F, Master Bedroom of Unit A - 1/F to 3/F, Living Room and Master Bedroom of Unit B - 12/F to 20/F, Living Room of Unit C - 7/F to 20/F, Master Bedroom of Unit C - 2/F to 20/F, Living Room and Master Bedroom of Unit D - 2/F to 19/F, Living Room and Master Bedroom of Unit E
	Fixed Glazing	- 2/F to 19/F, Bedroom 1 of Unit A - 1/F to 19/F, Bedroom 1 of Unit B - 7/F to 20/F, Bedroom 1 of Unit C - 2/F to 20/F, Bedroom 1 of Unit D and Unit E
	Acoustic Panel at soffit of Balcony	- 3/F, Unit B - 3/F to 20/F, Unit D

Note: 4/F, 13/F and 14/F are omitted

Tower 2	Acoustic Fin	- G/F to 5/F, outside Master Bathroom of Unit A - G/F to 19/F, outside Master Bedroom of Unit B - 2/F to 20/F, outside Bedroom 1 of Unit E
	Metal Architectural Feature	- G/F to 19/F, outside Living Room of Unit A and Unit B - 2/F to 20/F, outside Living Room of Unit C, Unit D and Unit E
	Insulated Glass Unit	- 8/F to 20/F, Living Room, Master Bedroom, Bedroom 1 and Bedroom 2 of Unit A - 10/F to 19/F, Living Room, Master Bedroom and Bedroom 1 of Unit B
	Fixed Glazing with Maintenance Window	- G/F to 19/F, Bedroom 2 of Unit A - 5/F to 7/F, Living Room of Unit A - 6/F to 7/F, Master Bedroom of Unit A - 3/F to 9/F, Living Room and Master Bedroom of Unit B - 2/F to 20/F, Living Room and Master Bedroom of Unit D - 2/F to 20/F, Master Bedroom and Bedroom 1 of Unit E
	Fixed Glazing	- 2/F to 20/F, Bedroom 1 of Unit D - 2/F to 20/F, Living Room of Unit E
	Acoustic Panel at soffit of Balcony	- 6/F to 7/F, Unit A - 8/F to 9/F, Unit B

Note: 4/F, 13/F and 14/F are omitted

RELEVANT INFORMATION
有關資料

The Laguna	Noise Mitigation Measures	Location
Tower 3	Acoustic Fin	- G/F to 19/F, outside Bedroom 1 of Unit B - 2/F to 20/F, outside Bedroom 1 of Unit E
	Metal Architectural Feature	- G/F to 19/F, outside Living Room of Unit A and Unit B - G/F to 19/F, outside Master Bedroom of Unit B
	Insulated Glass Unit	- 20/F, Living Room, Master Bedroom, Bedroom 1 and Bedroom 2 of Unit A
	Fixed Glazing with Maintenance Window	- 8/F to 19/F, Living Room of Unit A - 11/F to 19/F, Master Bedroom of Unit A - 8/F to 19/F Living Room , Master Bedroom and Bedroom 1 of Unit B - 2/F to 20/F, Living Room, Master Bedroom and Bedroom 1 of Unit E
	Fixed Glazing	- 8/F to 19/F, Bedroom 1 of Unit A
	Acoustic Panel at soffit of Balcony	- 11/F to 19/F, Unit A - 15/F to 19/F, Unit B - 7/F to 20/F, Unit E

Note: 4/F, 13/F and 14/F are omitted

Tower 5	Acoustic Fin	- 2/F to 19/F, outside Master Bedroom of Unit F
	Metal Architectural Feature	- 2/F to 19/F, outside Living Room of Unit D, Unit E and Unit F - 2/F to 20/F, outside Master Bedroom of Unit G and Unit H - 2/F to 20/F, outside Living Room of Unit J
	Insulated Glass Unit	- 20/F, Living Room, Master Bedroom, Bedroom 1 and Bedroom 2 of Unit D
	Fixed Glazing with Maintenance Window	- 2/F to 19/F, Living Room of Unit D and Unit E - 2/F to 19/F, Master Bedroom of Unit D - 2/F to 19/F, Master Bedroom and Bedroom 1 of Unit F - 2/F to 20/F, Master Bedroom of Unit G and Unit H - 2/F to 20/F, Living Room and Master Bedroom of Unit J
	Fixed Glazing	- 2/F to 19/F, Master Bedroom of Unit E - 2/F to 19/F, Living Room of Unit F - 2/F to 20/F, Living Room of Unit G and Unit H - 2/F to 20/F, Bedroom 1 of Unit J
	Acoustic Panel at soffit of Balcony	- 7/F to 19/F, Unit D - 5/F to 19/F, Unit E and Unit F - 3/F to 6/F, and 20/F, Unit G - 3/F to 7/F, Unit H

Note: 4/F, 13/F and 14/F are omitted

Tower 6	Acoustic Fin	- 2/F to 20/F, outside Living Room of Unit H
	Metal Architectural Feature	- G/F to 19/F, outside Living Room of Unit A - 20/F outside Bedroom 3 of Unit A - 2/F to 20/F, outside Living Room of Unit G - 2/F to 20/F, outside Living Room of Unit J
	Fixed Glazing with Maintenance Window	- 2/F to 19/F, Master Bedroom of Unit F - 2/F to 20/F, Master Bedroom of Unit G and Unit H - 2/F to 20/F, Living Room and Master Bedroom of Unit J
	Fixed Glazing	- 2/F to 20/F, Living Room of Unit G and Unit H - 2/F to 20/F, Bedroom 1 of Unit J
	Acoustic Panel at soffit of Balcony	- 16/F to 20/F, Unit G - 8/F to 20/F, Unit H - 16/F to 20/F, Unit J

Note: 4/F, 13/F and 14/F are omitted

Tower 10	Acoustic Fin	- G/F to 12/F, outside Bedroom 1 of Unit B
	Metal Architectural Feature	- G/F to 12/F, outside Living Room of Unit A and Unit B
	Insulated Glass Unit	- 15/F, Living Room, Master Bedroom, Bedroom 1 and Bedroom 2 of Unit A
	Fixed Glazing with Maintenance Window	- 8/F to 12/F, Living Room and Master Bedroom of Unit A - 8/F to 12/F, Living Room, Master Bedroom and Bedroom 1 of Unit B
	Fixed Glazing	- 8/F to 12/F, Bedroom 1 of Unit A
	Acoustic Panel at soffit of Balcony	- 9/F to 12/F, Unit A - 10/F to 12/F, Unit B

Note: 4/F, 13/F and 14/F are omitted

RELEVANT INFORMATION
有關資料

The Laguna	Noise Mitigation Measures	Location
Tower 11	Acoustic Fin	- G/F to 12/F, outside Master Bedroom of Unit B
	Metal Architectural Feature	- G/F to 12/F, outside Living Room of Unit A and Unit B - 2/F to 15/F, outside Living Room of Unit C, Unit D and Unit E
	Insulated Glass Unit	- 12/F, Living Room, Master Bedroom and Bedroom 1 of Unit A - 15/F, Living Room, Master Bedroom, Bedroom 1 and Bedroom 2 of Unit A - 9/F to 12/F, Living Room, Master Bedroom and Bedroom 1 of Unit B
	Fixed Glazing with Maintenance Window	- 5/F to 11/F, Living Room and Master Bedroom of Unit A - 5/F to 8/F, Living Room and Master Bedroom of Unit B - 15/F, Master Bedroom of Unit C - 15/F, Living Room of Unit D - 11/F to 12/F, Master Bedroom of Unit E - 15/F, Living Room and Master Bedroom of Unit E
	Fixed Glazing	- 15/F, Bedroom 1 of Unit C and Unit E
	Acoustic Panel at soffit of Balcony	- 8/F to 11/F, Unit A - 7/F to 8/F, Unit B

Note: 4/F, 13/F and 14/F are omitted

Tower 12	Acoustic Fin	- G/F to 12/F, outside Master Bedroom of Unit B
	Metal Architectural Feature	- G/F to 12/F, outside Living Room of Unit A and Unit B - 2/F to 15/F, outside Living Room of Unit C and Unit D
	Insulated Glass Unit	- 1/F to 12/F, Living Room, Master Bedroom and Bedroom 1 of Unit A - 15/F, Living Room, Master Bedroom, Bedroom 1 and Bedroom 2 of Unit A - 6/F to 12/F, Living Room, Master Bedroom and Bedroom 1 of Unit B - 7/F to 12/F, Bedroom 2 of Unit B - 2/F to 15/F, Living Room, Master Bedroom, Bedroom 1 and Bedroom 2 of Unit E
	Fixed Glazing with Maintenance Window	- 2/F to 12/F, Master Bedroom of Unit A - 1/F, Living Room of Unit B - 2/F to 5/F, Living Room and Master Bedroom of Unit B - 2/F to 15/F, Living Room and Master Bedroom of Unit C - 11/F to 15/F, Living Room of Unit D - 15/F, Master Bedroom of Unit D
	Fixed Glazing	- G/F, Master Bedroom of Unit A - 2/F to 12/F, Bedroom 1 of Unit A and Unit C - 15/F, Bedroom 1 of Unit D
	Acoustic Panel at soffit of Balcony	- 5/F, Unit B - 8/F to 15/F, Unit C
	Solid Parapet Wall	- 1/F, Flat Roof of Unit B

Note: 4/F, 13/F and 14/F are omitted

RELEVANT INFORMATION
有關資料

The Terrace	Noise Mitigation Measures	Location
Tower 5	Insulated Glass Unit	- 7/F, Bedroom 2 and Bedroom 3 of Unit B
Tower 6	Insulated Glass Unit	- 6/F, Living Room, Master Bedroom and Bedroom 1 of Unit A - 3/F to 6/F, Master Bedroom and Bedroom 2 of Unit B - 5/F to 6/F, Living Room of Unit B - 6/F, Bedroom 1 of Unit B
	Fixed Glazing with Maintenance Window	- 7/F, Master Bedroom of Unit A
	Solid Parapet Wall	- 7/F, Flat Roof of Unit A
Note: 4/F is omitted		
Tower 7	Insulated Glass Unit	- 6/F, Living Room, Master Bedroom, Bedroom 1 and Bedroom 2 of Unit B
	Fixed Glazing with Maintenance Window	- 7/F, Master Bedroom of Unit A
	Solid Parapet Wall	- 7/F, Flat Roof of Unit A
Tower 8	Fixed Glazing with Maintenance Window	- 7/F, Master Bedroom of Unit A
	Solid Parapet Wall	- 7/F, Flat Roof of Unit A
Tower 9	Fixed Glazing with Maintenance Window	- 7/F, Master Bedroom of Unit A
	Solid Parapet Wall	- 7/F, Flat Roof of Unit A
Tower 10	Fixed Glazing with Maintenance Window	- 7/F, Master Bedroom of Unit A
	Solid Parapet Wall	- 7/F, Flat Roof of Unit A
House H1 to House H10	Solid Parapet Wall	- Garden of House H1 to House H10 - 1/F Flat roof of House H1 to House H10 - Roof of House H1 to House H10

Note: House H4 is omitted

RELEVANT INFORMATION
有關資料

1. 噪音緩解措施

1. 噪音影響評估
發展項目鄰近屯門公路。批地文件要求，發展項目的設計須處理屯門公路或其他附近公共道路所產生之交通噪音。賣方已按批地文件要求進行噪音影響評估。
2. 噪音影響評估報告
根據批地文件特別條件第(46)條獲批的噪音影響評估報告（參考編號為R3204_V4.1及日期為2016年10月）（「噪音影響評估報告」）可於售樓處供準買家免費參閱（索取影印本須付影印費）。
3. 噪音緩解措施
根據噪音影響評估報告第2.6節，發展項目內將會興建或安裝下文“噪音緩解措施總覽”所列之噪音緩解措施（「噪音緩解措施」）。噪音緩解措施之詳情，請參閱噪音影響評估報告。
4. 噪音緩解措施總覽

滿庭	噪音緩解措施	樓層及位置
第1座	隔聲簷	- 地下，A單位主人睡房外 - 地下至19樓，B單位主人睡房外 - 2樓至20樓，D單位主人睡房外
	金屬建築裝飾	- 地下至19樓，A單位及B單位客廳外 - 2樓至20樓，C單位、D單位及E單位客廳外
	中空玻璃單元	- 1樓至19樓，A單位客廳、主人睡房及睡房1 - 20樓，A單位客廳、主人睡房、睡房1及睡房2 - 5樓至19樓，B單位客廳、主人睡房及睡房1 - 2樓至20樓，E單位客廳、主人睡房及睡房1
	固定窗戶(有檢修窗)	- 2樓至19樓，A單位主人睡房 - 1樓至3樓，B單位客廳及主人睡房 - 12樓至20樓，C單位客廳 - 7樓至20樓，C單位主人睡房 - 2樓至20樓，D單位客廳及主人睡房 - 2樓至19樓，E單位客廳及主人睡房
	固定窗戶	- 2樓至19樓，A單位睡房1 - 1樓至19樓，B單位睡房1 - 7樓至20樓，C單位睡房1 - 2樓至20樓，D單位及E單位睡房1
	露台吸音天花	- 3樓，B單位 - 3樓至20樓，D單位

附註：不設4樓，13樓及14樓

第2座	隔聲簷	- 地下至5樓，A單位主人浴室外 - 地下至19樓，B單位主人睡房外 - 2樓至20樓，E單位睡房1外
	金屬建築裝飾	- 地下至19樓，A單位及B單位客廳外 - 2樓至20樓，C單位、D單位及E單位客廳外
	中空玻璃單元	- 8樓至20樓，A單位客廳、主人睡房、睡房1及睡房2 - 10樓至19樓，B單位客廳、主人睡房及睡房1
	固定窗戶(有檢修窗)	- 地下至19樓，A單位睡房2 - 5樓至7樓，A單位客廳 - 6樓至7樓，A單位主人睡房 - 3樓至9樓，B單位客廳及主人睡房 - 2樓至20樓，D單位客廳及主人睡房 - 2樓至20樓，E單位主人睡房及睡房1
	固定窗戶	- 2樓至20樓，D單位睡房1 - 2樓至20樓，E單位客廳
	露台吸音天花	- 6樓至7樓，A單位 - 8樓至9樓，B單位

附註：不設4樓，13樓及14樓

RELEVANT INFORMATION
有關資料

滿庭	噪音緩解措施	樓層及位置
第3座	隔聲簷	- 地下至19樓，B單位睡房1外 - 2樓至20樓，E單位睡房1外
	金屬建築裝飾	- 地下至19樓，A單位及B單位客廳外 - 地下至19樓，B單位主人睡房外
	中空玻璃單元	- 20樓，A單位客廳、主人睡房、睡房1及睡房2
	固定窗戶(有檢修窗)	- 8樓至19樓，A單位客廳 - 11樓至19樓，A單位主人睡房 - 8樓至19樓，B單位客廳、主人睡房及睡房 1 - 2樓至20樓，E單位客廳、主人睡房及睡房 1
	固定窗戶	- 8樓至19樓，A單位睡房1
	露台吸音天花	- 11樓至19樓，A單位 - 15樓至19樓，B單位 - 7樓至20樓，E單位

附註：不設4樓，13樓及14樓

第5座	隔聲簷	- 2樓至19樓，F單位主人睡房外
	金屬建築裝飾	- 2樓至19樓，D單位、E單位及F單位客廳外 - 2樓至20樓，G單位及H 單位主人睡房外 - 2樓至20樓，J 單位客廳外
	中空玻璃單元	- 20樓，D單位客廳、主人睡房、睡房 1及睡房2
	固定窗戶(有檢修窗)	- 2樓 至19樓，D單位及E單位客廳 - 2樓 至19樓，D單位主人睡房 - 2樓 至19樓，F單位主人睡房及睡房 1 - 2樓 至20樓，G單位及H單位主人睡房 - 2樓 至20樓，J單位客廳及主人睡房
	固定窗戶	- 2樓 至19樓，E單位主人睡房 - 2樓 至19樓，F單位客廳 - 2樓 至20樓，G單位及H單位客廳 - 2樓 至20樓，J單位睡房 1
	露台吸音天花	- 7樓 至19樓，D單位 - 5樓 至19樓，E單位 及 F單位 - 3樓 至6樓及20樓，G單位 - 3樓 至7樓，H單位

附註：不設4樓，13樓及14樓

第6座	隔聲簷	- 2樓至20樓，H單位客廳外
	金屬建築裝飾	- 地下至19樓，A單位客廳外 - 20樓，A單位睡房3外 - 2樓至20樓，G單位客廳外 - 2樓至20樓，J單位客廳外
	固定窗戶(有檢修窗)	- 2樓至19樓，F單位主人睡房 - 2樓至20樓，G單位及H單位主人睡房 - 2樓至20樓，J單位客廳及主人睡房
	固定窗戶	- 2樓至20樓，G單位及H單位客廳 - 2樓至20樓，J單位睡房 1
	露台吸音天花	- 16樓至20樓，G單位 - 8樓至20樓，H單位 - 16樓至20樓，J單位

附註：不設4樓，13樓及14樓

第10座	隔聲簷	- 地下至12樓，B單位睡房1外
	金屬建築裝飾	- 地下至12樓，A單位及B單位客廳外
	中空玻璃單元	- 15樓，A單位客廳、主人睡房、睡房1及睡房2
	固定窗戶(有檢修窗)	- 8樓至12樓，A單位客廳及主人睡房 - 8樓至12樓， B單位客廳、主人睡房及睡房1
	固定窗戶	- 8樓至12樓，A單位睡房1
	露台吸音天花	- 9樓至12樓，A單位 - 10樓至12樓，B單位

附註：不設4樓，13樓及14樓

RELEVANT INFORMATION
有關資料

滿庭	噪音緩解措施	樓層及位置
第11座	隔聲簷	- 地下至12樓，B單位主人睡房外
	金屬建築裝飾	- 地下至12樓，A單位B單位客廳外 - 2樓至15樓，C單位、D單位及E單位客廳外
	中空玻璃單元	- 12樓，A單位客廳、主人睡房及睡房 1 - 15樓，A單位客廳、主人睡房、睡房 1及睡房 2 - 9樓至12樓，B單位客廳、主人睡房及睡房 1
	固定窗戶(有檢修窗)	- 5樓至11樓，A單位客廳及主人睡房 - 5樓至8樓，B單位客廳及主人睡房 - 15樓，C單位主人睡房 - 15樓，D單位客廳 - 11樓至12樓，E單位主人睡房 - 15樓，E單位客廳及主人睡房
	固定窗戶	- 15樓，C單位及E單位睡房1
	露台吸音天花	- 8樓至11樓，A單位 - 7樓至8樓，B單位

附註：不設4樓，13樓及14樓

第12座	隔聲簷	- 地下至12樓，B單位主人睡房外
	金屬建築裝飾	- 地下至12樓，A單位及 B單位客廳外 - 2樓至15樓，C單位及 D單位客廳外
	中空玻璃單元	- 1樓至12樓，A單位客廳、主人睡房及睡房1 - 15樓，A單位客廳、主人睡房、睡房1及睡房2 - 6樓至12樓，B單位客廳，主人睡房及睡房 1 - 7樓至12樓，B單位睡房2 - 2樓至15樓，E單位客廳、主人睡房、睡房 1及睡房2
	固定窗戶(有檢修窗)	- 2樓至12樓，A單位主人睡房 - 1樓，B單位客廳 - 2樓至5樓，B單位客廳及主人睡房 - 2樓至15樓，C單位客廳及主人睡房 - 11樓至15樓，D單位客廳 - 15樓，D單位主人睡房
	固定窗戶	- 地下，A單位主人睡房 - 2樓至12樓，A單位及C單位睡房1 - 15樓，D單位睡房1
	露台吸音天花	- 5樓，B單位 - 8樓 至15樓，C單位
	實心圍欄	- 1樓，B單位平台

附註：不設4樓，13樓及14樓

RELEVANT INFORMATION
有關資料

名庭	噪音緩解措施	樓層及位置
第5座	中空玻璃單元	- 7樓，B單位睡房2及睡房3

第6座	中空玻璃單元	- 6樓，A單位客廳、主人睡房及睡房1 - 3樓 至6樓，B單位主人睡房及睡房2 - 5樓至6樓，B單位客廳 - 6樓，B單位睡房1
	固定窗戶(有檢修窗)	- 7樓，A單位主人睡房
	實心圍欄	- 7樓，A單位平台

附註：不設4樓，13樓及14樓

第7座	中空玻璃單元	- 6樓，B單位客廳、主人睡房、睡房1及睡房2
	固定窗戶(有檢修窗)	- 7樓，A單位主人睡房
	實心圍欄	- 7樓，A單位平台

第8座	固定窗戶(有檢修窗)	- 7樓，A單位主人睡房
	實心圍欄	- 7樓，A單位平台

第9座	固定窗戶(有檢修窗)	- 7樓，A單位主人睡房
	實心圍欄	- 7樓，A單位平台

第10座	固定窗戶(有檢修窗)	- 7樓，A單位主人睡房
	實心圍欄	- 7樓，A單位平台

H1號洋房至 H10號洋房	實心圍欄	- H1號洋房至H10號洋房，花園 - H1號洋房至H10號洋房，1樓平台 - H1號洋房至H10號洋房，天台
------------------	------	---

附註：不設H4號洋房

INFORMATION IN APPLICATION FOR CONCESSION ON GROSS FLOOR AREA (GFA) OF BUILDING 申請建築物總樓面面積寬免的資料

BREAKDOWN OF GFA CONCESSIONS OBTAINED FOR ALL FEATURES

獲寬免總樓面面積的設施分項

Latest information on breakdown of GFA concessions as shown on the general building plans submitted to and approved by the Building Authority (BA) prior to the printing of the sales brochure is tabulated below. Information marked (#) may be based on information provided by the authorized person if the sales brochure is printed prior to submission of the final amendment plans to the BA. The breakdown of GFA concessions may be subject to further changes until final amendment plans are submitted to and approved by the BA prior to the issuance of the occupation permit for the development.

於印製售樓說明書前呈交予並已獲建築事務監督批准的一般建築圖則上有關總樓面面積寬免的分項的最新資料，請見下表。如印製售樓說明書時尚未呈交最後修訂圖則予建築事務監督，則有(#)號的資料可以由認可人士提供的資料作為基礎。直至最終修訂圖則於發出佔用許可證前呈交予並獲建築事務監督批准前，以下分項資料仍可能有所修改。

Disregarded GFA under Building (Planning) Regulations 23(3)(b) 根據《建築物(規劃)規例》第23(3)(b)條不計算的總樓面面積			Area (m²) 面積 (平方米)
1.(#)	Carpark and loading / unloading area excluding public transport terminus	停車場及上落客貨地方(公共交通總站除外)	22,481
2	Plant rooms and similar services 機房及相類設施		
2.1	Mandatory feature or essential plant room, area of which is limited by respective Practice Notes for Authorized Persons, Registered Structural Engineers and Registered Geotechnical Engineers (PNAP) or regulation such as lift machine room, telecommunications and broadcasting (TBE) room, refuse storage and material recovery chamber, etc.	所佔面積受相關《認可人士、註冊結構工程師及註冊岩土工程師作業備考》或規例限制的強制性設施或必要機房，例如升降機機房、電訊及廣播設備室、垃圾及物料回收房等	1,201.465
2.2 (#)	Mandatory feature or essential plant room, area of which is NOT limited by any PNAP or regulation such as room occupied solely by fire services installations (FSI) and equipment, meter room, transformer room, potable and flushing water tank, etc.	所佔面積不受任何《認可人士、註冊結構工程師及註冊岩土工程師作業備考》或規例限制的強制性設施或必要機房，例如僅供消防裝置及設備佔用的房間、電錶房、電力變壓房、食水及鹹水缸等	6,943.296
2.3	Non-mandatory or non-essential plant room such as air-conditioning plant room, air handling unit (AHU) room, etc.	非強制性或非必要機房，例如空調機房、風櫃房等	780.872
Green Features under Joint Practice Notes 1 and 2 根據聯合作業備考第1及第2號提供的環保設施			
3	Balcony	露台	1,834.463
4	Wider common corridor and lift lobby	加闊的公用走廊及升降機大堂	705.183
5	Communal sky garden	公用空中花園	Not Applicable/不適用
6	Acoustic fin	隔聲鰭	10.383
7	Wing wall, wind catcher and funnel	翼牆、捕風器及風斗	Not Applicable/不適用
8	Non-structural prefabricated external wall	非結構預製外牆	512.386
9	Utility platform	工作平台	517.853
10	Noise barrier	隔音屏障	Not Applicable/不適用
Amenity Features 適意設施			
11	Counter, office, store, guard room and lavatory for watchman and management staff, Owners' Corporation Office	供保安人員和管理處員工使用的櫃枱、辦公室、儲物室、警衛室和廁所、業主立案法團辦公室	129.998
12	Residential Recreational facilities including void, plant room, swimming pool filtration plant room, covered walkway etc serving solely the recreational facilities	住宅康樂設施，包括僅供康樂設施使用的中空、機房、游泳池的濾水器機房、有蓋人行道等	2,793.915
13	Covered landscaped and play area	有上蓋的園景區及遊樂場	1,532.012
14	Horizontal screens / covered walkways, trellis	橫向屏障/有蓋人行道、花棚	Not Applicable/不適用
15	Larger lift shaft	擴大升降機井道	354.653
16	Chimney shaft	煙囪管道	Not Applicable/不適用
17	Other non-mandatory or non-essential plant room, such as boiler room, satellite master antenna television (SMATV) room.	其他非強制性或非必要機房，例如鍋爐房、衛星電視共用天線房	570.943
18.(#)	Pipe duct, air duct for mandatory feature or essential plant room	強制性設施或必要機房所需的管槽、氣槽	725.835

INFORMATION IN APPLICATION FOR CONCESSION ON GROSS FLOOR AREA (GFA) OF BUILDING 申請建築物總樓面面積寬免的資料

19	Pipe duct, air duct for non-mandatory or non-essential plant room	非強制性設施或非必要機房所需的管槽、氣槽	Not Applicable/不適用
20	Plant room, pipe duct, air duct for environmentally friendly system and feature.	環保系統及設施所需的機房、管槽及氣槽	37.344
21	Void in duplex domestic flat and house	複式住宅單位及洋房的中空	Not Applicable/不適用
22	Projections such as air-conditioning box and platform with a projection of more than 750mm from the external wall.	伸出物，如空調機箱及伸出外牆超過750毫米的平台	Not Applicable/不適用
Other Exempted Items 其他寬面項目			
23.(#)	Refuge floor including refuge floor cum sky garden	庇護層，包括庇護層兼空中花園	Not Applicable/不適用
24.(#)	Other projections	其他伸出物	Not Applicable/不適用
25	Public transport terminus	公共交通總站	Not Applicable/不適用
26.(#)	Party structure and common staircase	共用構築物及樓梯	Not Applicable/不適用
27.(#)	Horizontal area of staircase, lift shaft and vertical duct solely serving floor accepted as not being accountable for GFA.	僅供獲接納不計入總樓面面積的樓層使用的樓梯、升降機槽及垂直管道的水平面積	1,197.966
28.(#)	Public passage	公眾通道	Not Applicable/不適用
29	Covered set back area	因建築物後移導致的覆蓋面積	Not Applicable/不適用
Bonus GFA 額外總樓面面積			
30	Bonus GFA	額外總樓面面積	Not Applicable/不適用

Remark: The above table is based on the requirements as stipulated in Practice Note for Authorized Persons, Registered Structural Engineers and Registered Geotechnical Engineers ADM-2 issued by the Buildings Department.
The Buildings Department may revise such requirements from time to time as appropriate.

備註： 上述表格是根據屋宇署所發出的《認可人士、註冊結構工程師及註冊岩土工程師作業備考》ADM-2 規定的要求而制訂的。屋宇署會按實際需要不時更改有關要求。


ENVIRONMENTAL ASSESSMENT OF THE BUILDING
建築物的環境評估

Green Building Certification

Assessment result under the **BEAM Plus** certification conferred / issued by **Hong Kong Green Building Council Limited (HKGBC)** for the building prior to the printing of the sales brochure or its addenda.

SILVER

Application no.: FAS0007/19



SILVER

銀級

HKGBC

BEAM Plus


綠建環評

綠色建築認證

在印刷此售樓說明書或其附頁前，本物業根據**香港綠色建築議會有限公司**頒授 / 發出的綠建環評認證評級。

銀級

申請編號: FAS0007/19



SILVER

銀級

HKGBC

BEAM Plus

綠建環評

INFORMATION IN APPLICATION FOR CONCESSION ON GROSS FLOOR AREA (GFA) OF BUILDING 申請建築物總樓面面積寬免的資料

ESTIMATED ENERGY PERFORMANCE OF CONSUMPTION FOR THE COMMON PARTS OF THE DEVELOPMENT
發展項目的公用部分的預計能量表現或消耗

Latest information on the estimated energy performance or consumption for the common parts of the development as submitted to the Building Authority prior to the printing of the sales brochures:
於印製售樓說明書前呈交予建築事務監督發展項目的公用部份的預計能量表現或消耗的最近期資料：

Part I 第I部分	
Provision of Central Air Conditioning 提供中央空調	NO 否
Provision of Energy Efficient Features 提供具能源效益的設施	NO 否
Energy Efficient Features proposed: 擬安裝的具能源效益的設施:	1. Compact flurocent light 節能燈泡 2. High efficiency split type air conditioner 高效率分體式空調機

Part II: The predicted annual energy use of the proposed building/part of building (Note 1) 第II部分：擬興建樓宇/部分樓宇預計每年能源消耗量 (附註1)：						
Type of Development 發展項目類型	Location 位置	Internal Floor Area Served (m ²) 使用有關裝置的內部樓面面積 (平方米)	Annual Energy Use of Baseline Building (Note 2) 基準樓宇 (附註2) 每年能源消耗量		Annual Energy Use of Proposed Building 擬興建樓宇每年能源消耗量	
			Electricity kWh/m ² /annum 電力 千瓦小時/平方米/年	Town Gas / LPG unit/m ² /annum 煤氣/石油氣 用量單位/平方米/年	Electricity kWh/m ² /annum 電力 千瓦小時/平方米/年	Town Gas / LPG unit/m ² /annum 煤氣/石油氣 用量單位/平方米/年
Domestic Development (Excluding Hotel) 住用發展項目 (不包括酒店)	Central building services installation (Note 3) 中央屋宇裝備裝置 (附註3)	87199	163.8	0	140.5	0

Part III: The following installation(s) is/are designed in accordance with the relevant Codes of Practices published by the Electrical & Mechanical Services Department (EMSD) 第III部分：以下裝置乃按機電工程署公布的相關實務守則設計： -			
Type of Installations 裝置類型	YES 是	NO 否	N/A 不適用
Lighting Installations 照明裝置	✓		
Air Conditioning Installations 空調裝置	✓		
Electrical Installations 電力裝置	✓		
Lift & Escalator Installations 升降機及自動梯的裝置	✓		
Performance-based Approach 以總能源為本的方法			✓

Notes：

- The predicted annual energy use, in terms of electricity consumption (kWh/m2/annum) and town gas/LPG consumption (unit/m2/annum), of the development by the internal floor area served, where: -
 - “total annual energy use” has the same meaning of “annual energy use” under Section 4 and Appendix 8 of the BEAM Plus for New Buildings (current version); and
 - “internal floor area”, in relation a building, a space or a unit means the floor area of all enclosed space measured to the internal faces of enclosing external and/or party walls.
- “Baseline Building” has the same meaning as “Baseline Building Model (zero-credit benchmark)” under Section 4 and Appendix 8 of the BEAM Plus for New Building (current version).
- “Central Building Services Installation” has the same meaning as that in the Code of Practice for Energy Efficiency of Building Services Installations in Buildings (February 2010 edition)(Draft).

附註：

- 預計每年能源消耗量 [以耗電量(千瓦小時/平方米/年) 及煤氣/石油氣消耗量 (用量單位/平方米/年) 計算]，指將發展項目的每年能源消耗總量除以使用有關裝置的內部樓面面積所得出的商，其中：-
 - “每年能源消耗量” 與新建樓宇BEAM Plus標準（現行版本）第4節及附錄8中的「年能源消耗」具有相同涵義；及
 - 樓宇、空間或單位的“內部樓面面積”，指外牆及/或共用牆的內壁之內表面起量度出來的樓面面積。
- “基準樓宇” 與新建樓宇BEAM Plus標準（現行版本）第4節及附錄8中的“基準建築物模式（零分標準）” 具有相同涵義。
- “中央屋宇裝備裝置” 與樓宇的屋宇裝備裝置能源效益實務守則 (2010年2月版) (草稿) 中的涵義相同。

EXAMINATION RECORD
檢視記錄

Examination / Revision Date 檢視 / 修改日期	Revision Made 所作修改	
	Page Number 頁次	Revision Made 所作修改
12 January 2016 2016年1月12日	7	Information on vendor and others involved in the development is updated 更新賣方及有參與發展項目的其他人的資料
	15	Location plan of the development is updated 更新發展項目的所在位置圖
	18	Outline zoning plan relating to the development is updated 更新關乎發展項目的分區計劃大綱圖
	349	Area of residential properties in the development is updated 更新發展項目中的住宅物業的面積
	438	Fittings, finishes and appliances is updated 更新裝置、裝修物料及設備
11 April 2016 2016年4月11日	10-12	Information on design of the development is updated 更新發展項目的設計的資料
	15	Location plan of the development is updated 更新發展項目的所在位置圖
	19	Layout plan of the development is updated 更新發展項目的布局圖
	22-246 (even page only 只限雙數頁), 248-333	Floor plans of residential properties in the development is updated 更新發展項目的住宅物業的樓面平面圖
	334-350	Area of residential properties in the development is updated 更新發展項目中的住宅物業的面積
	351-354	Floor plans of parking spaces in the development is updated 更新發展項目中的停車位的樓面平面圖
	405-427	Elevation plan is updated 更新立面圖
	428	Information on common facilities in the development is updated 更新發展項目中的公用設施的資料
	429, 434-436, 438, 443-445, 447, 454, 465	Fittings, finishes and appliances is updated 更新裝置、裝修物料及設備
	512	Maintenance of slopes is updated 更新斜坡維修
	521	Information in application for concession on gross floor area (GFA) of building is updated 更新申請建築物總樓面面積寬免的資料
18 April 2016 2016年4月18日	356-357, 359-361	Summary of Deed of Mutual Covenant is updated 更新公契的摘要
15 July 2016 2016年7月15日	15	Location plan of the development is updated 更新發展項目的所在位置圖
	16A, 16B (additional pages 加頁)	Aerial photograph of the development is updated 更新發展項目的鳥瞰照片
	90, 104, 128	Floor plans of residential properties in the development is updated 更新發展項目的住宅物業的樓面平面圖

There may be future changes to the development and the surrounding areas.
發展項目及其周邊地區日後可能出現改變。

Date of Printing : 26 October 2015
印製日期：2015年10月26日

EXAMINATION RECORD
檢視記錄

Examination / Revision Date 檢視 / 修改日期	Revision Made 所作修改	
	Page Number 頁次	Revision Made 所作修改
8 October 2016 2016年10月8日	12	Information on design of the development is updated 更新發展項目的設計的資料
	15	Location plan of the development is updated 更新發展項目的所在位置圖
	19	Layout plan of the development is updated 更新發展項目的布局圖
	22-132, 136-168, 174-176, 184-188, 194-200, 204-210, 214-220, 224-230, 234-240, 244-246 (only for above even page 以上只限雙數頁), 248-333	Floor plans of residential properties in the development is updated 更新發展項目的住宅物業的樓面平面圖
	334-337, 342-350	Area of residential properties in the development is updated 更新發展項目中的住宅物業的面積
	351-354	Floor plans of parking spaces in the development is updated 更新發展項目中的停車位的樓面平面圖
	356-358, 360-361	Summary of Deed of Mutual Covenant is updated 更新公契的摘要
	405-415, 420-427	Elevation plan is updated 更新立面圖
	449, 452-453, 455, 504-507	Fittings, finishes and appliances is updated 更新裝置、裝修物料及設備
9 December 2016 2016年12月9日	15	Location plan of the development is updated 更新發展項目的所在位置圖
18 January 2017 2017年1月18日	436	Fittings, finishes and appliances is updated 更新裝置、裝修物料及設備
11 April 2017 2017年4月11日	15	Location plan of the development is updated 更新發展項目的所在位置圖
	26, 38, 40, 50, 52, 62, 90, 102, 122, 124, 134, 136, 146, 148	Floor plans of residential properties in the development is updated 更新發展項目的住宅物業的樓面平面圖
10 July 2017 2017年7月10日	15	Location plan of the development is updated 更新發展項目的所在位置圖
	19	Layout plan of the development is updated 更新發展項目的布局圖
	(22, 26-34, 38-42, 46-54, 58-114, 118, 122-130, 134-142, 146-152, 156-158, 168-170, 176-180, 186-190, 196, 200, 204-206, 210, 214-216, 220, 224-226, 230, 234-240, 244-246 (for even page only 只限雙數頁)), 248-265, 295, 297, 299, (304-332 (for even page only 只限雙數頁)), 333	Floor plans of residential properties in the development is updated 更新發展項目的住宅物業的樓面平面圖
	341, 346-350	Area of residential properties in the development is updated 更新發展項目中的住宅物業的面積
	351-354	Floor plans of parking spaces in the development is updated 更新發展項目中的停車位的樓面平面圖
	405-427	Elevation plan is updated 更新立面圖

EXAMINATION RECORD
檢視記錄

Examination / Revision Date 檢視 / 修改日期	Revision Made 所作修改	
	Page Number 頁次	Revision Made 所作修改
10 July 2017 2017年7月10日	433, 435-437, 442, 444-445, 450, 457, 466-467, 469-473, 475-479, 481-487, 489, 491, 493, 495, 497, 499-501, 503-507, (504A, 505A, 506A, 507A (additional pages 加頁))	Fittings, finishes and appliances is updated 更新裝置、裝修物料及設備
	512	Maintenance of slopes is updated 更新斜坡維修
	513, 517	Relevant information is updated 更新有關資料
19 September 2017 2017年9月19日	2-5, (5a, 5b (additional pages 加頁))	Notes to Purchasers of First-hand Residential Properties is updated 更新一手住宅物業買家須知
	7	Information on the development is updated 更新發展項目的資料
	15	Location plan of the development is updated 更新發展項目的所在位置圖
	19	Layout plan of the development is updated 更新發展項目的布局圖
	356, 357, 359	Summary of Deed of Mutual Covenant is updated 更新公契的摘要
	428	Information on common facilities in the development is updated 更新發展項目中的公用設施的資料
	455, 465, 472	Fittings, finishes and appliances is updated 更新裝置、裝修物料及設備
	521, 522	Information in application for concession on gross floor area (GFA) of building is updated 更新申請建築物總樓面面積寬免的資料
23 October 2017 2017年10月23日	7	Information on the development is updated 更新發展項目的資料
	15	Location plan of the development is updated 更新發展項目的所在位置圖
	16	Aerial photograph of the development is updated 更新發展項目的鳥瞰照片
	16A, 16B	Obsolete aerial photograph of the development is deleted 刪除發展項目的過時鳥瞰照片
	302, 310	Floor plans of residential properties in the development is updated 更新發展項目的住宅物業的樓面平面圖
20 November 2017 2017年11月20日	17	Outline zoning plan relating to the development is updated 更新關乎發展項目的分區計劃大綱圖
13 February 2018 2018年2月13日	15	Location plan of the development is updated 更新發展項目的所在位置圖

EXAMINATION RECORD

檢視記錄

Examination / Revision Date 檢視 / 修改日期	Revision Made 所作修改	
	Page Number 頁次	Revision Made 所作修改
5 March 2018 2018年3月5日	7	Information on the development is updated, Information on vendor and others involved in the development is updated 更新發展項目的資料、更新賣方及有參與發展項目的其他人的資料
	14	Information on property management is updated 更新物業管理的資料
	23-333 (for odd page only 只限單數頁)	Floor plans of residential properties in the development is updated 更新發展項目的住宅物業的樓面平面圖
	450-451, 454, 466-507A (501A, 501B (additional pages 加頁))	Fittings, finishes and appliances is updated 更新裝置、裝修物料及設備
	428	Inspection of plans and deed of mutual covenant is updated 更新閱覽圖則及公契
	524	Information required by the Director of Lands to be set out in the sales brochure as a condition for giving the presale consent is deleted 刪除地政總署署長作為給予預售樓花同意書的條件而規定列於售樓說明書的資料
4 June 2018 2018年6月4日	6	Information on the development is updated 更新發展項目的資料
	15	Location plan of the development is updated 更新發展項目的所在位置圖
	435, 436, 444, 445 501A, 501B, 504A, 505A, 506A, 507A	Fittings, finishes and appliances is updated 更新裝置、裝修物料及設備
3 September 2018 2018年9月3日	7	Information on vendor and others involved in the development is updated 更新賣方及有參與發展項目的其他人的資料
	15	Location plan of the development is updated 更新發展項目的所在位置圖
	248-333	Floor plans of residential properties in the development is updated 更新發展項目的住宅物業的樓面平面圖
	435, 436, 444, 445	Fittings, finishes and appliances is updated 更新裝置、裝修物料及設備
30 November 2018 2018年11月30日	15	Location plan of the development is updated 更新發展項目的所在位置圖
	431, 440	Fittings, finishes and appliances is updated 更新裝置、裝修物料及設備
28 February 2019 2019年2月28日	15	Location plan of the development is updated 更新發展項目的所在位置圖
	17	Outline zoning plan relating to the development is updated 更新關乎發展項目的分區計劃大綱圖
29 May 2019 2019年5月29日	15	Location plan of the development is updated 更新發展項目的所在位置圖
27 August 2019 2019年8月27日	15	Location plan of the development is updated 更新發展項目的所在位置圖
	522	Information in application for concession on gross floor area (GFA) of building, environmental assessment of the building is updated 更新申請建築物總樓面面積寬免的資料，建築物的環境評估
25 November 2019 2019年11月25日	15	Location plan of the development is updated 更新發展項目的所在位置圖
21 February 2020 2020年2月21日	16A, 16B	Aerial photograph of the development is updated 更新發展項目的鳥瞰照片

www.bloomsway.com.hk

賣方為施行《一手住宅物業銷售條例》(第621章) 第2部而就發展項目指定的互聯網網站的網址。
The address of the website designated by the Vendor for the Development for the purposes
of Part 2 of the Residential Properties (First-hand Sales) Ordinance (Cap. 621).